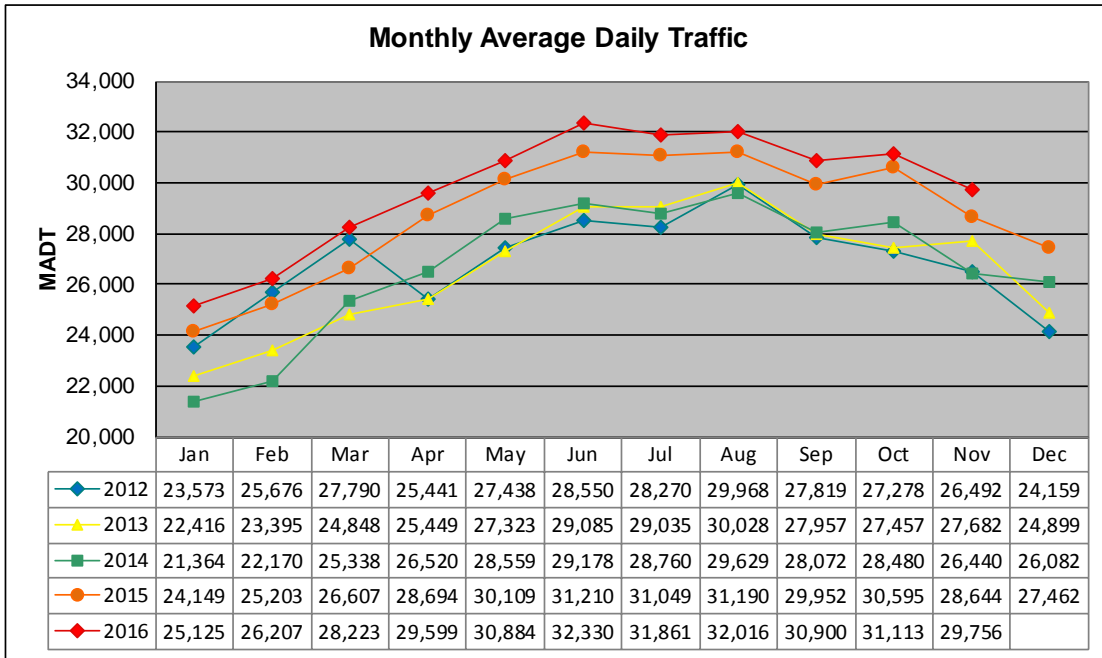


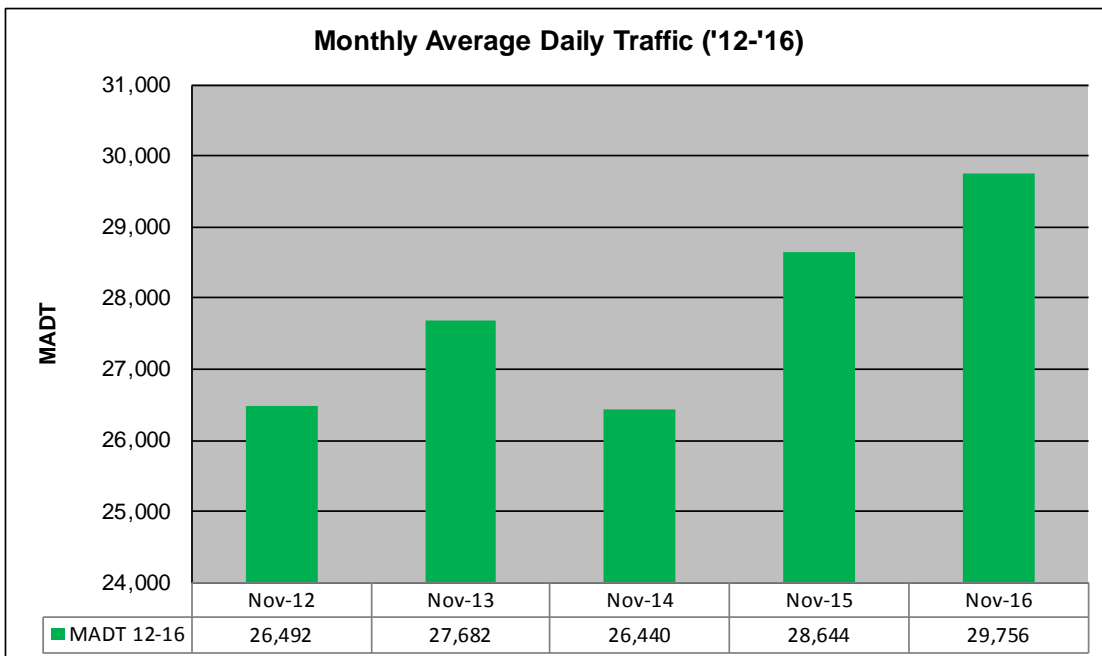
MONTHLY REPORT, STATION NO. 32 (WIM)

NOVEMBER 2016

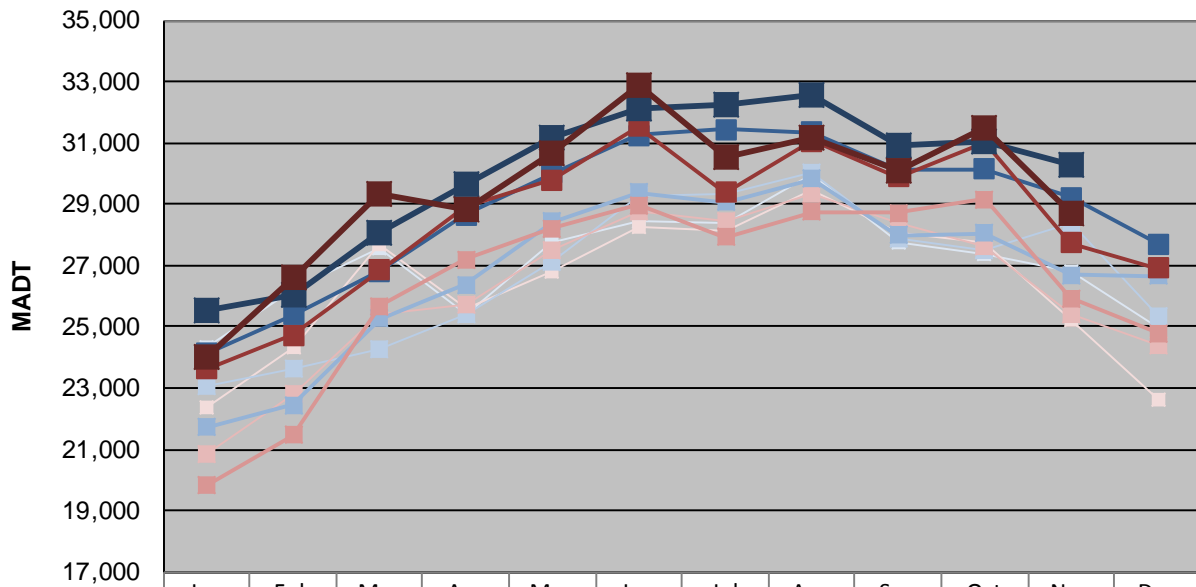
Station Measurement: VOLUME/SPEED/CLASS		
Route: TH 52	Route Direction: N/S	Lanes: 4
County: Olmsted	Closest City: Oronoco	
Functional Class: Rural Principal Arterial - Other		
Location: .25 MI N OF CSAH12 (100TH ST NW), S OF ORONOCO		
Ref Post: 066+00.000	True Mile: 65.344	Sequence No. 67740
Volume: 892,685		MADT: 29,756
Weekday (M-F) MADT: 30,280		Weekend (Sa-Su) MADT: 28,674



Note: Volume data reported as ATR 188 during 2012



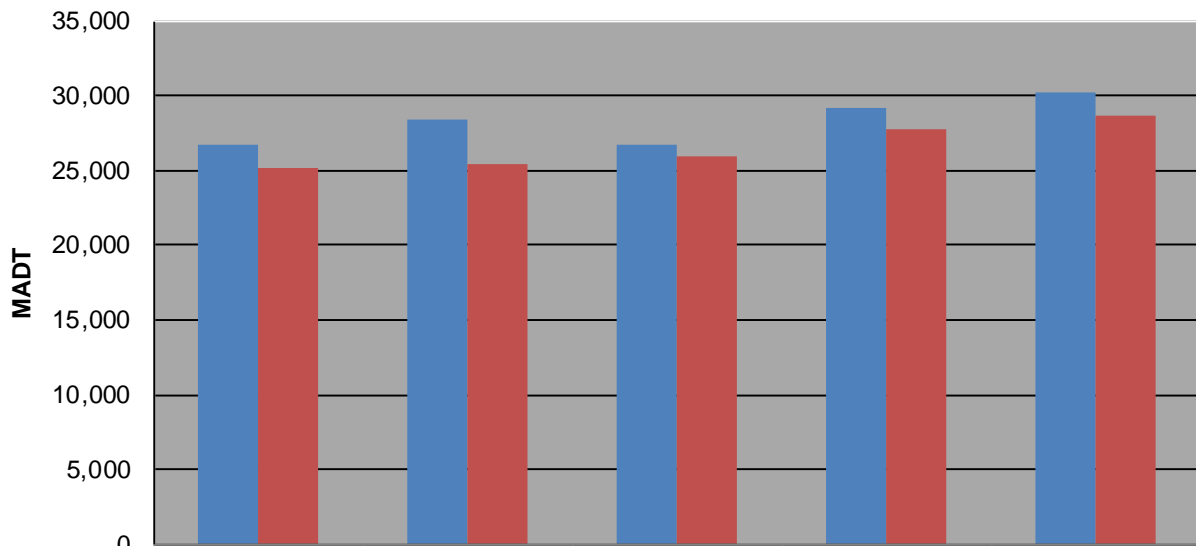
Weekday (WD)/Weekend (WE) Monthly Average Daily Traffic



	Jan	Feb	Mar	Apr	May	Jun	Jul	Aug	Sep	Oct	Nov	Dec
'12 WD	24,342	26,264	27,536	25,404	27,774	28,452	28,394	29,968	27,768	27,384	26,774	24,994
'12 WE	22,346	24,352	27,666	25,614	26,792	28,276	28,164	29,460	28,040	27,726	25,226	22,604
'13 WD	23,074	23,618	24,288	25,430	27,142	29,256	29,338	30,052	27,896	27,530	28,412	25,322
'13 WE	20,842	22,836	25,392	25,736	27,494	28,744	28,450	29,336	28,408	27,626	25,428	24,388
'14 WD	21,706	22,448	25,264	26,382	28,432	29,384	29,064	29,830	28,006	28,052	26,694	26,664
'14 WE	19,818	21,478	25,690	27,198	28,210	28,974	27,920	28,740	28,716	29,176	25,932	24,792
'15 WD	24,128	25,396	26,818	28,668	30,016	31,266	31,456	31,346	30,112	30,142	29,222	27,698
'15 WE	23,634	24,720	26,848	28,896	29,790	31,548	29,378	31,070	29,876	31,016	27,734	26,912
'16 WD	25,546	26,070	28,060	29,640	31,194	32,148	32,236	32,536	30,920	31,048	30,280	
'16 WE	23,998	26,636	29,328	28,816	30,672	32,900	30,548	31,160	30,088	31,508	28,674	

Note: 'Weekday' defined as Monday-Friday, 'Weekend' defined as Saturday-Sunday

Weekday/Weekend Monthly Average Daily Traffic ('12-'16)



	Nov-12	Nov-13	Nov-14	Nov-15	Nov-16
Weekday	26,774	28,412	26,694	29,222	30,280
Weekend	25,226	25,428	25,932	27,734	28,674