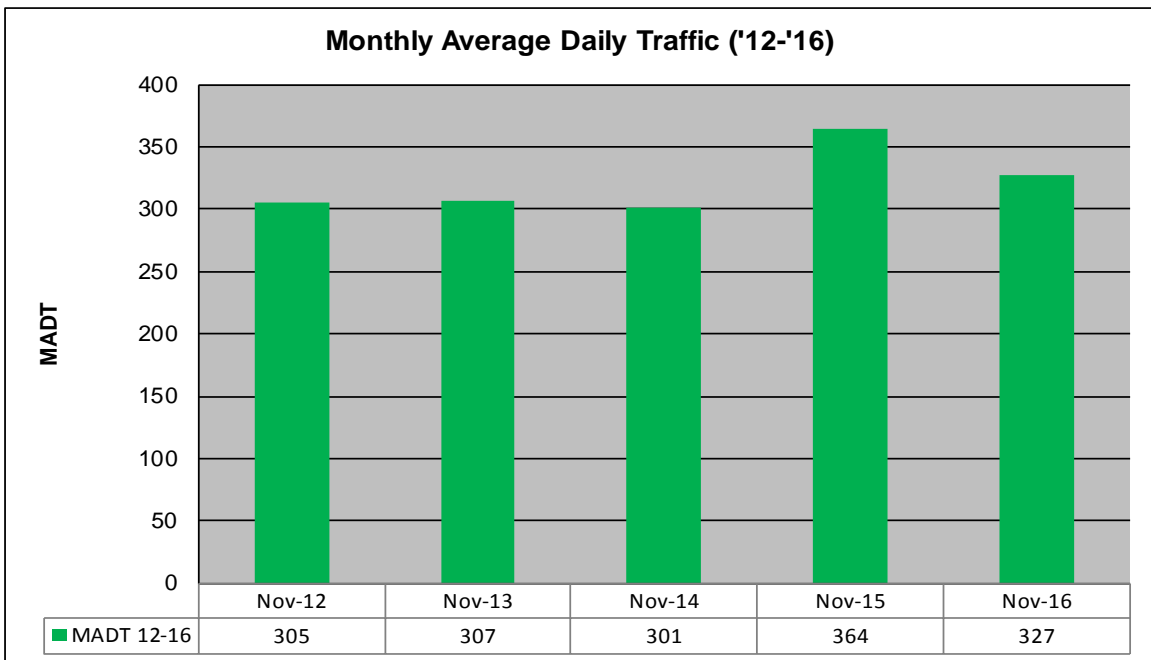
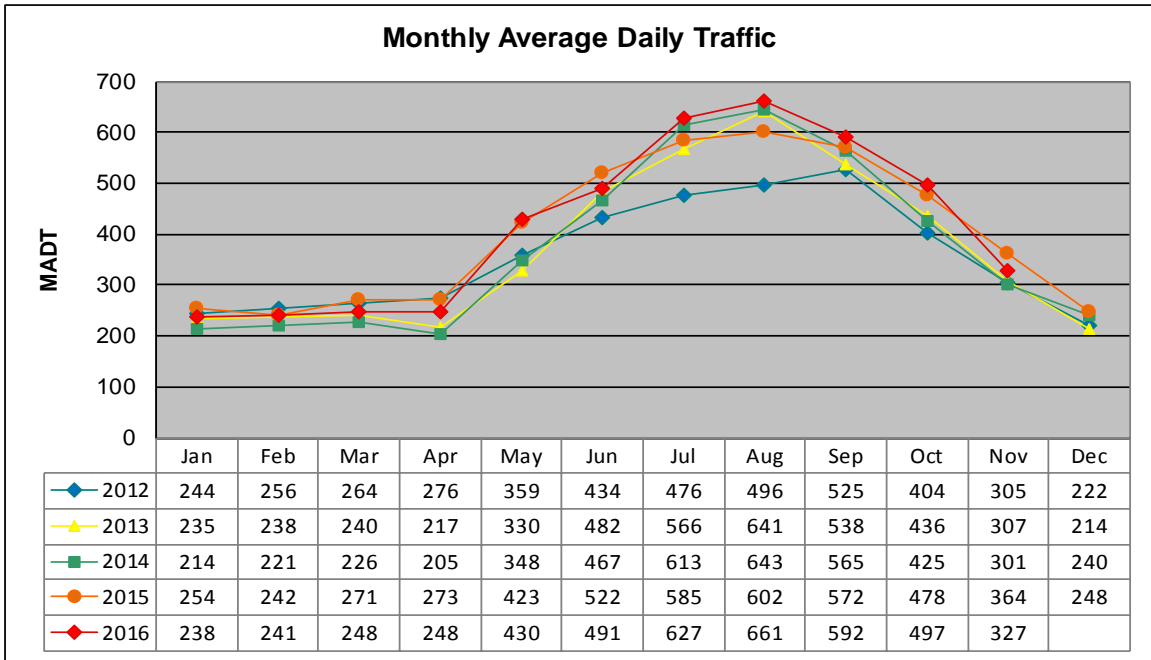


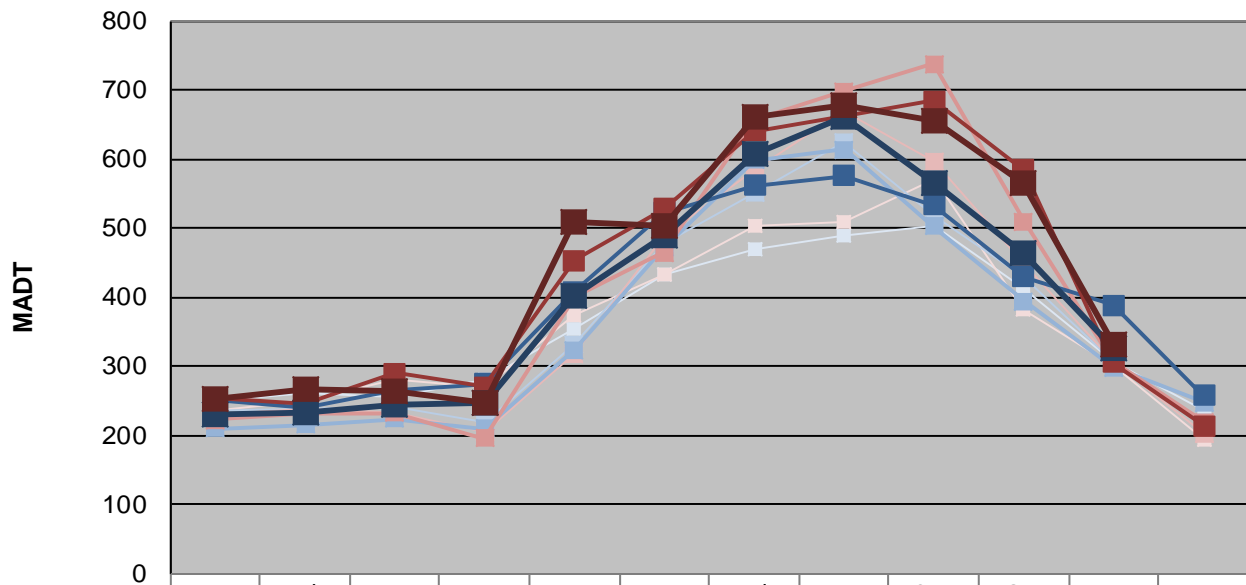
MONTHLY REPORT, STATION NO. 214 (ATR)

NOVEMBER 2016

Station Measurement: VOLUME/SPEED/CLASS		
Route: TH 1	Route Direction: N/S	Lanes: 2
County: Lake		Closest City: Silver Bay
Functional Class: Rural Minor Arterial		
Location: 1 MI NW OF CSAH7, N OF SILVER BAY		
Ref Post: 342+00.110	True Mile: 338.881	Sequence No. 6758
Volume: 9,819		MADT: 327
Weekday (M-F) MADT: 326		Weekend (Sa-Su) MADT: 332



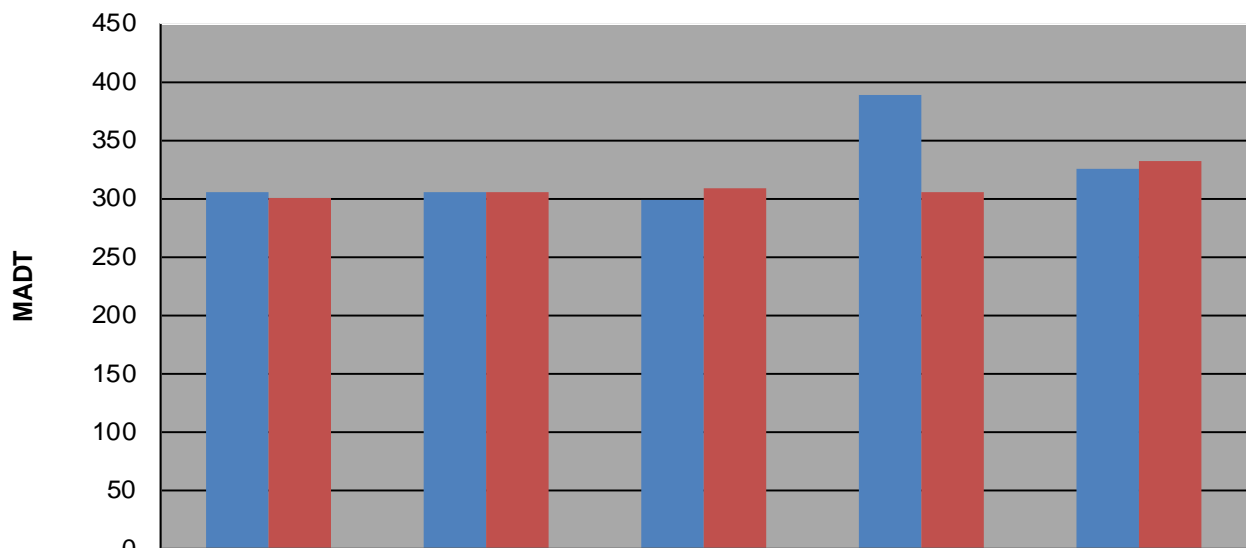
Weekday (WD)/Weekend (WE) Monthly Average Daily Traffic



	Jan	Feb	Mar	Apr	May	Jun	Jul	Aug	Sep	Oct	Nov	Dec
'12 WD	250	260	256	280	354	434	470	490	502	412	306	236
'12 WE	236	250	280	270	374	432	502	510	572	382	300	194
'13 WD	236	238	242	220	332	478	552	624	516	430	306	220
'13 WE	230	238	234	204	318	490	586	668	596	450	306	202
'14 WD	210	216	224	210	324	472	598	614	502	394	298	248
'14 WE	222	232	232	196	400	464	656	698	738	510	308	220
'15 WD	250	240	266	274	408	522	562	576	534	430	388	258
'15 WE	254	246	290	270	454	528	640	662	684	584	306	214
'16 WD	230	232	244	246	402	488	608	660	564	464	326	
'16 WE	252	268	264	248	510	502	662	678	654	566	332	

Note: 'Weekday' defined as Monday-Friday, 'Weekend' defined as Saturday-Sunday

Weekday/Weekend Monthly Average Daily Traffic ('12-'16)



	Nov-12	Nov-13	Nov-14	Nov-15	Nov-16
Weekday	306	306	298	388	326
Weekend	300	306	308	306	332