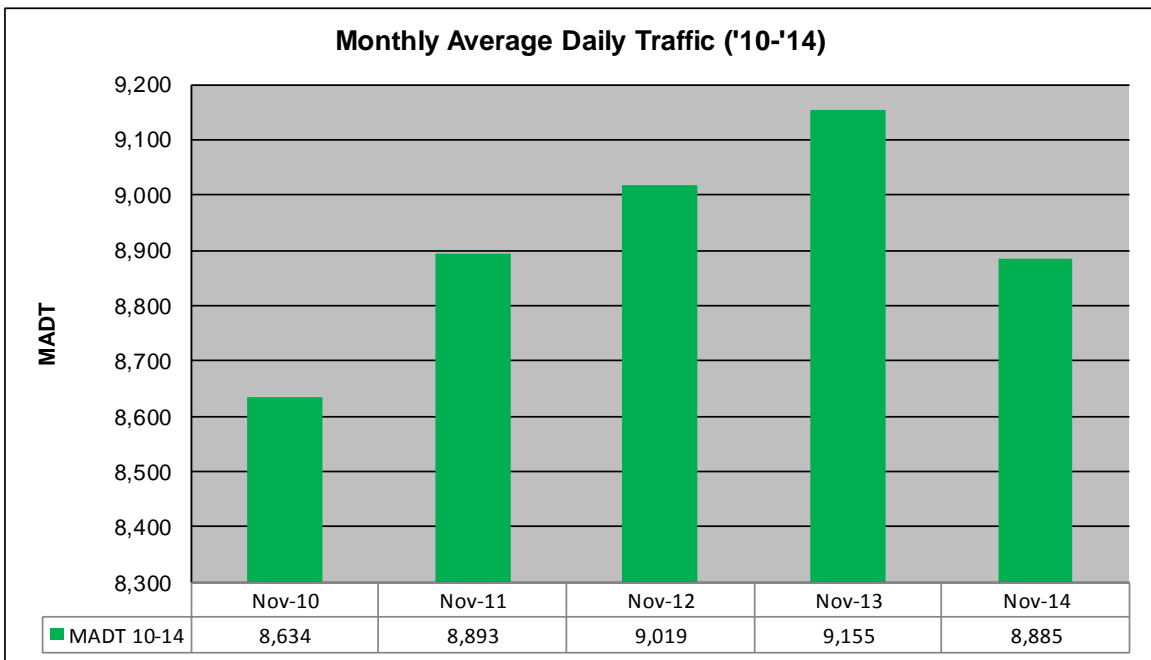
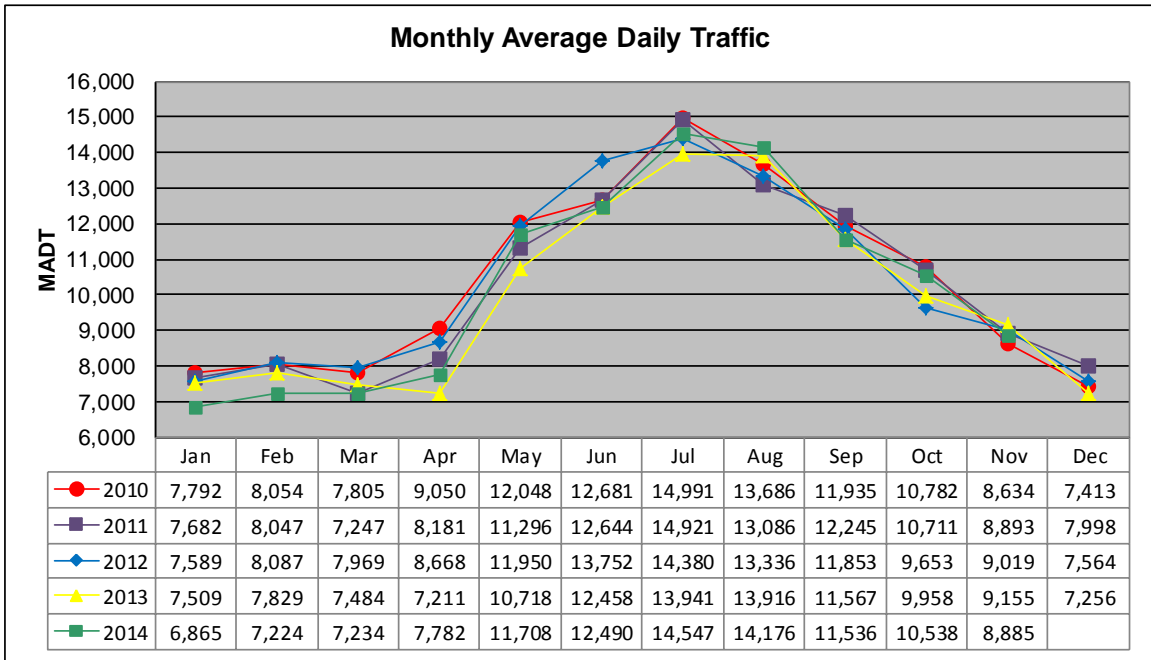


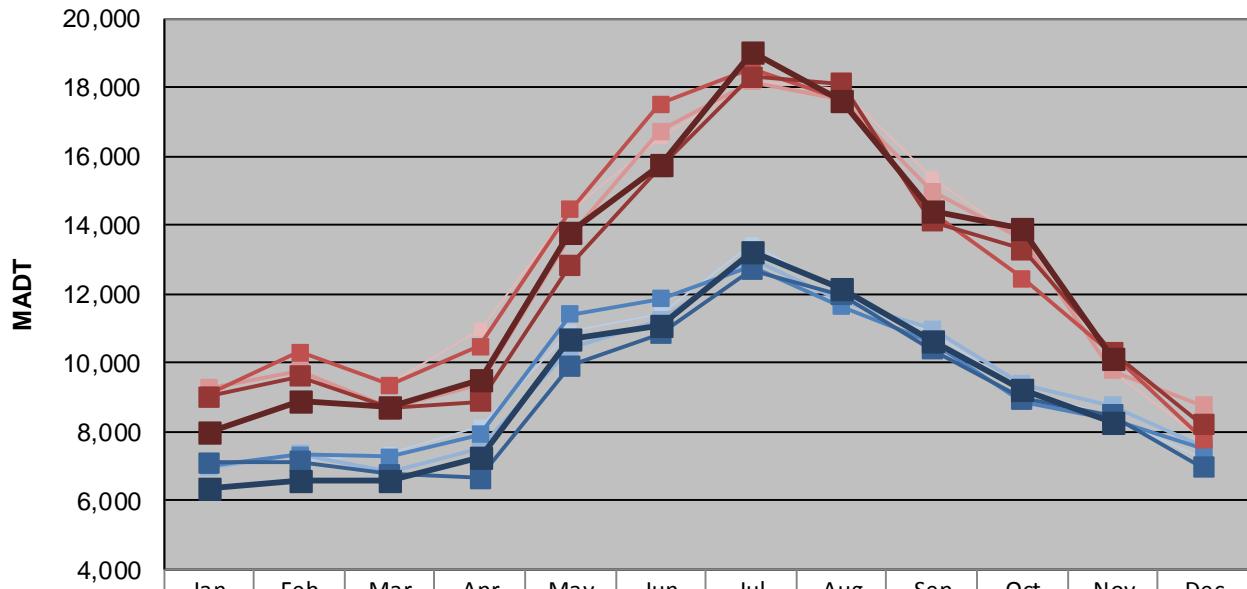
# MONTHLY REPORT, STATION NO. 204 (ATR)

## NOVEMBER 2014

Station Measurement: VOLUME/SPEED/CLASS		
Route: TH 169	Route Direction: N/S	Lanes: 4
County: Mille Lacs	Closest City: Onamia	
Functional Class: Rural Principal Arterial - Other		
Location: .3 MI N OF CSAH22 (350TH ST), S OF ONAMIA		
Ref Post: 212+00.700	True Mile: 210.2	Sequence No. 6780
<b>Volume: 266,537</b>		<b>MADT: 8,885</b>
<b>Weekday (M-F) MADT: 8,276</b>		<b>Weekend (Sa-Su) MADT: 10,104</b>



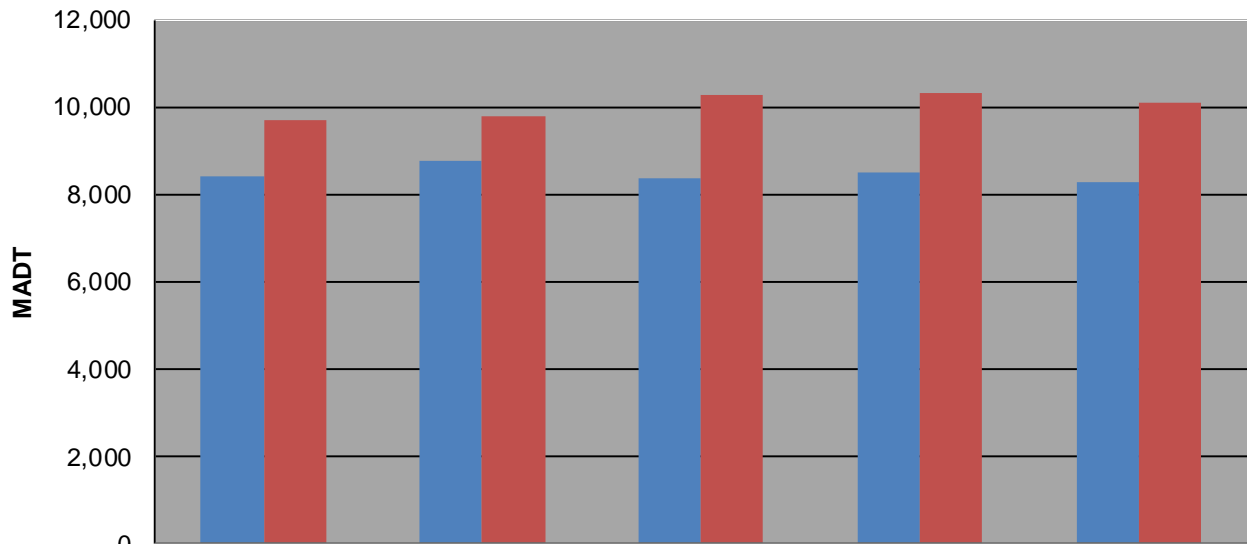
**Weekday (WD)/Weekend (WE) Monthly Average Daily Traffic**



	Jan	Feb	Mar	Apr	May	Jun	Jul	Aug	Sep	Oct	Nov	Dec
'10 WD	7,030	7,164	7,362	8,154	10,908	11,438	13,466	12,022	10,848	9,206	8,408	7,222
'10 WE	9,074	10,280	9,420	10,988	14,408	16,518	18,172	17,974	15,386	13,548	9,704	7,774
'11 WD	6,948	7,348	6,848	7,514	10,414	11,232	13,004	11,798	10,982	9,386	8,752	7,578
'11 WE	9,278	9,768	8,674	9,382	13,692	16,718	18,168	17,644	14,992	13,604	9,766	8,748
'12 WD	7,006	7,326	7,264	7,914	11,394	11,862	12,786	11,632	10,580	8,882	8,370	7,486
'12 WE	9,082	10,314	9,340	10,490	14,440	17,512	18,542	17,638	14,400	12,448	10,272	7,788
'13 WD	7,092	7,114	6,764	6,654	9,908	10,848	12,696	11,958	10,392	8,956	8,492	6,946
'13 WE	9,004	9,618	8,672	8,862	12,834	15,676	18,310	18,114	14,104	13,302	10,304	8,204
'14 WD	6,366	6,570	6,574	7,274	10,674	11,100	13,196	12,166	10,604	9,210	8,276	
'14 WE	7,968	8,860	8,696	9,478	13,768	15,726	19,014	17,632	14,390	13,918	10,104	

Note: 'Weekday' defined as Monday-Friday, 'Weekend' defined as Saturday-Sunday

**Weekday/Weekend Monthly Average Daily Traffic ('10-'14)**



	Nov-10	Nov-11	Nov-12	Nov-13	Nov-14
Weekday	8,408	8,752	8,370	8,492	8,276
Weekend	9,704	9,766	10,272	10,304	10,104