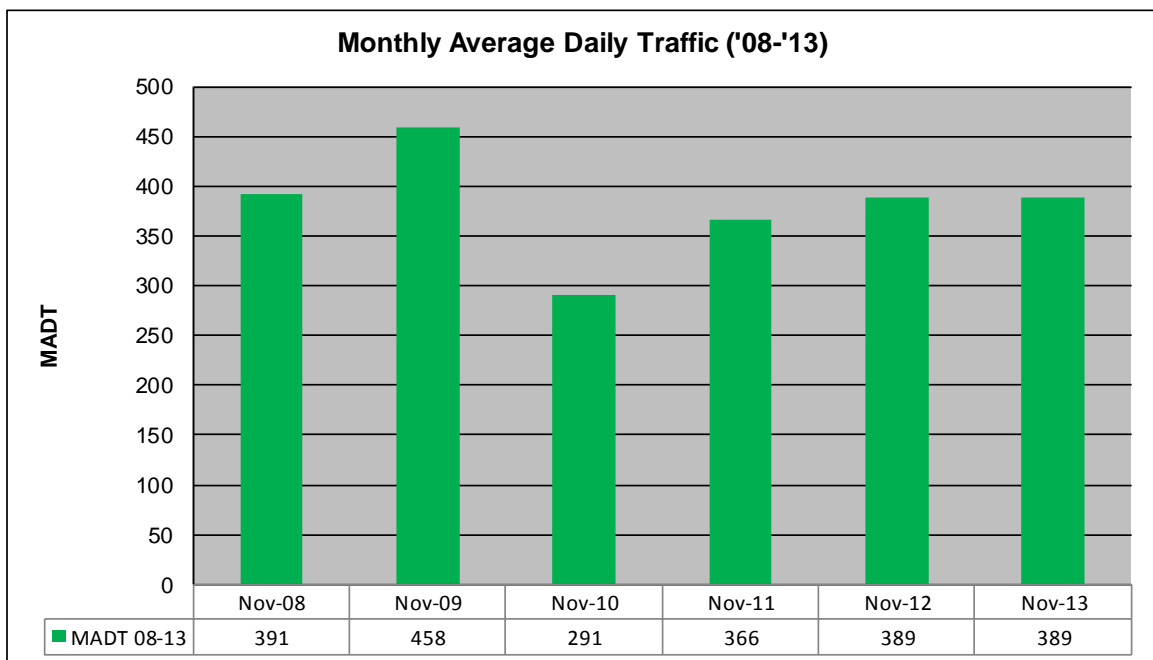
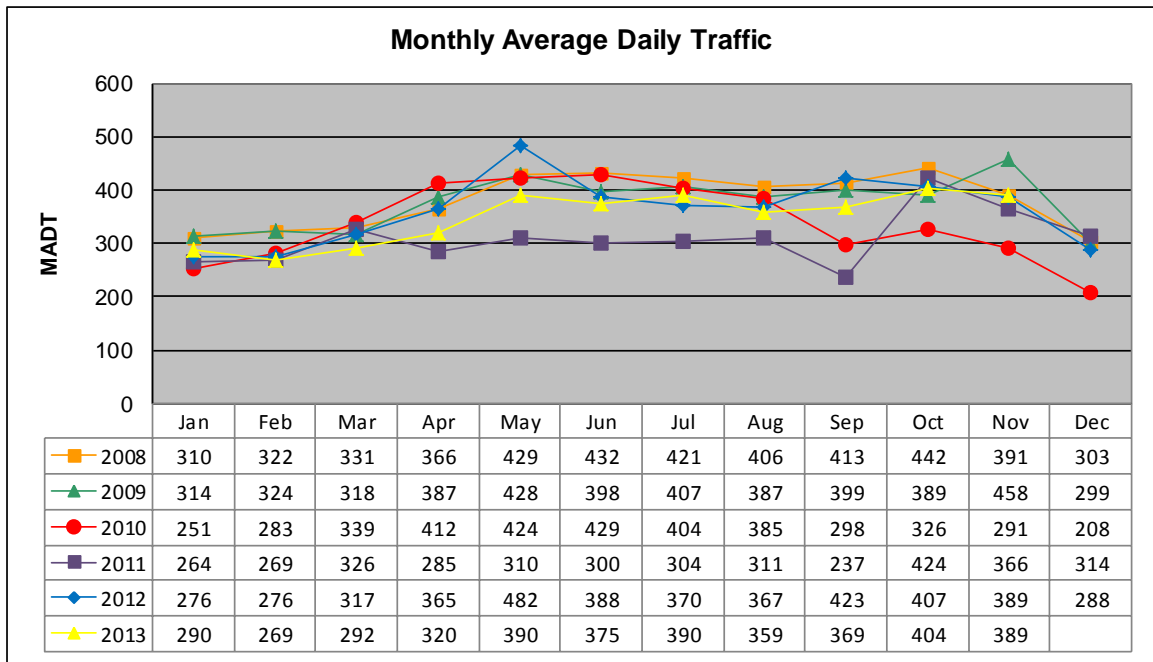


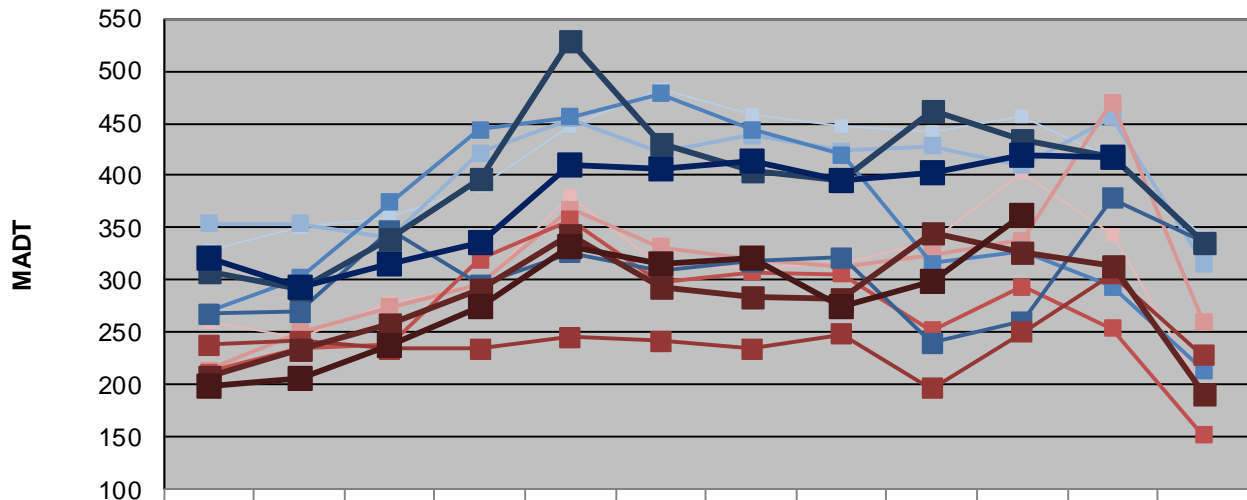
MONTHLY REPORT, STATION NO. 56 (ATR)

NOVEMBER 2013

Station Measurement: VOLUME/SPEED/CLASS		
Route: CSAH 5	Route Direction: N/S	Lanes: 2
County: Cottonwood	Closest City: Storden	
Functional Class: Rural Major Collector		
Location: .4 MI N OF CR53, N OF STORDEN		
Ref Post: 015+00.500	True Mile: 15.5	Sequence No. 9820
Volume: 11,667		MADT: 389
Weekday (M-F) MADT: 418		Weekend (Sa-Su) MADT: 326



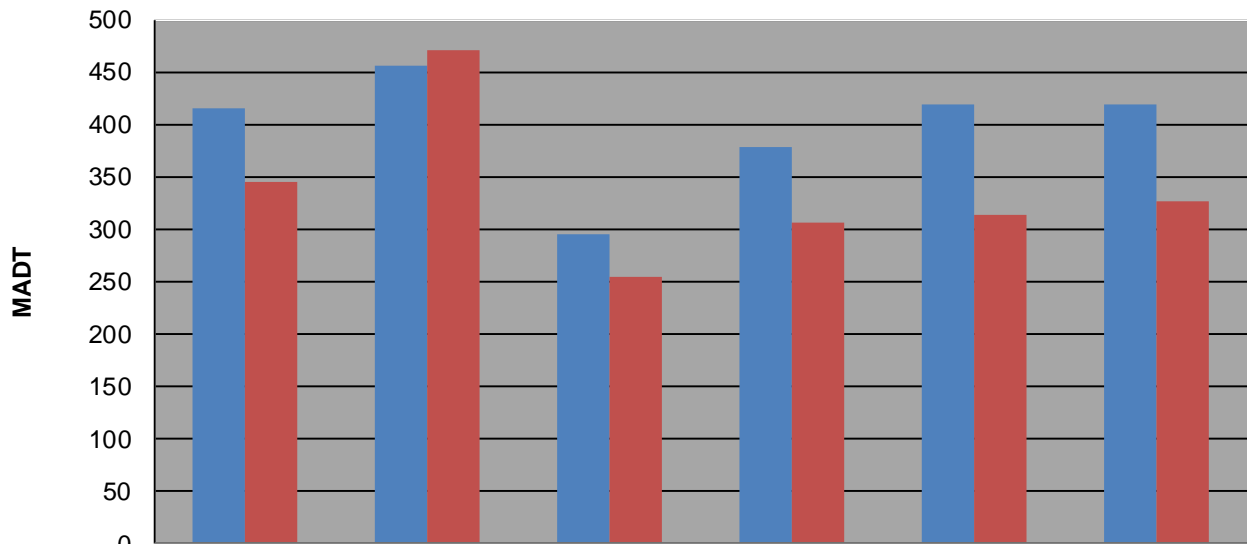
Weekday (WD)/Weekend (WE) Monthly Average Daily Traffic



	Jan	Feb	Mar	Apr	May	Jun	Jul	Aug	Sep	Oct	Nov	Dec
'08 WD	328	350	360	390	448	482	458	448	442	456	416	342
'08 WE	260	246	278	296	380	314	312	316	338	402	344	194
'09 WD	354	354	340	422	454	422	438	424	428	410	456	316
'09 WE	214	250	274	296	368	332	320	312	324	338	470	260
'10 WD	270	302	374	444	456	478	444	420	316	328	294	214
'10 WE	212	234	238	320	358	298	308	306	252	294	254	152
'11 WD	268	270	348	296	326	310	318	322	240	260	378	336
'11 WE	238	242	234	234	246	242	234	248	196	250	306	228
'12 WD	308	292	340	398	528	430	404	396	462	434	418	336
'12 WE	208	234	258	292	344	294	284	282	346	326	314	192
'13 WD	322	294	316	336	410	406	414	396	402	420	418	
'13 WE	198	206	238	274	332	316	322	274	298	362		

Note: 'Weekday' defined as Monday-Friday, 'Weekend' defined as Saturday-Sunday

Weekday/Weekend Monthly Average Daily Traffic ('08-'13)



	Nov-08	Nov-09	Nov-10	Nov-11	Nov-12	Nov-13
Weekday	416	456	294	378	418	418
Weekend	344	470	254	306	314	326