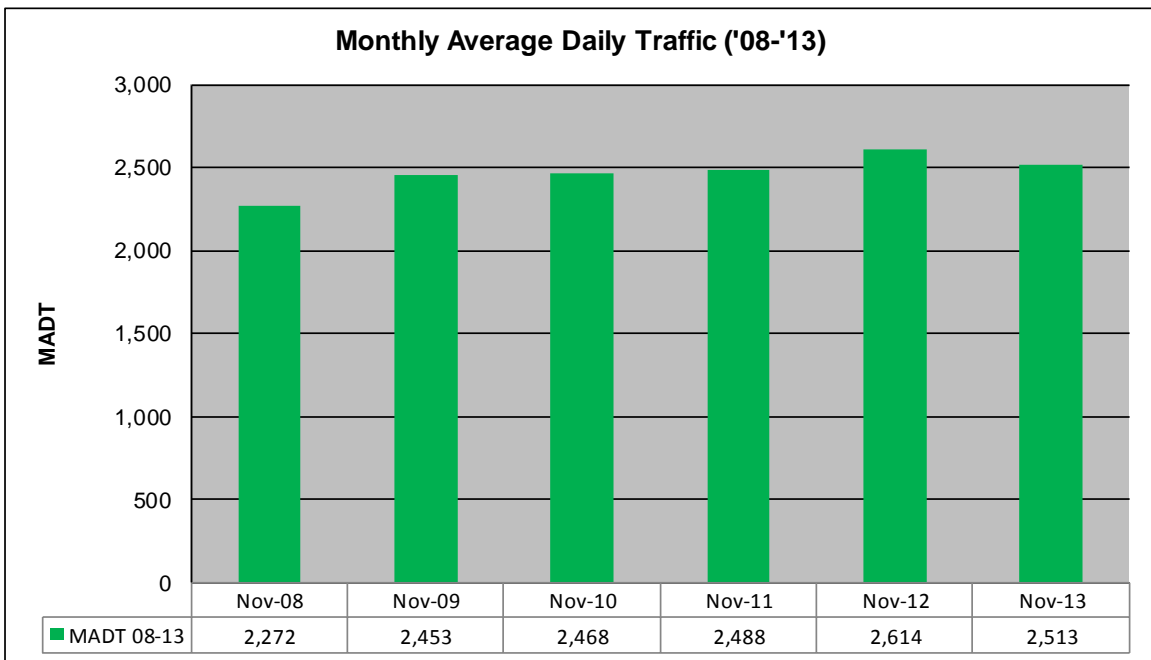
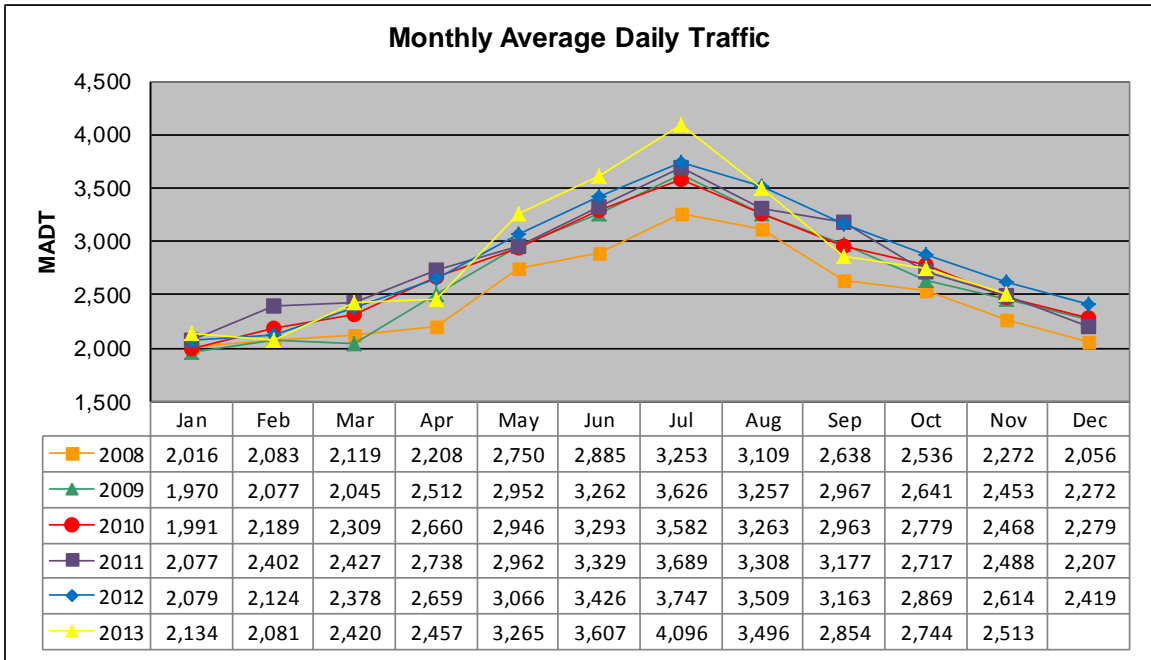


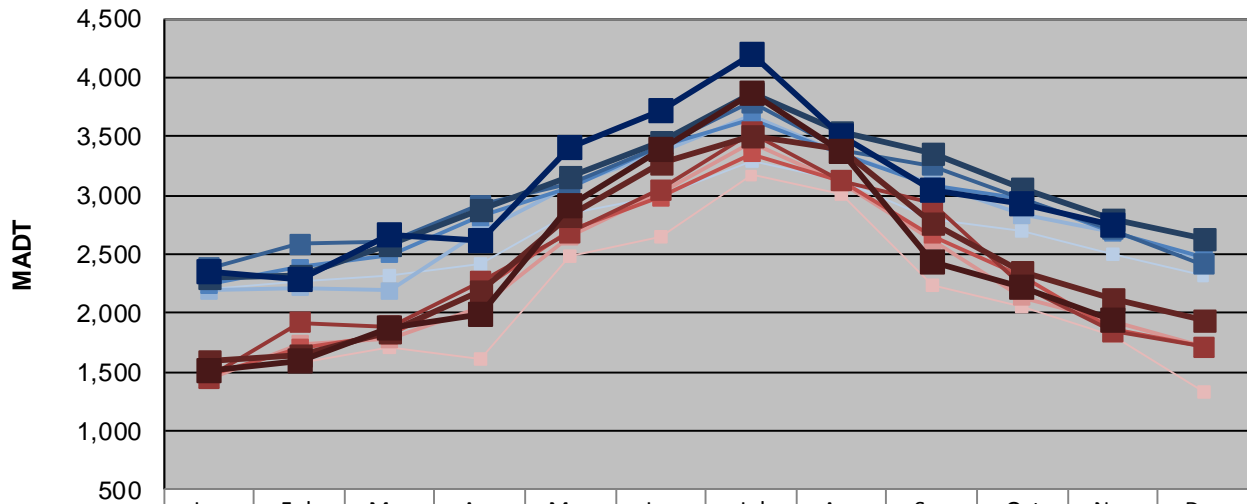
MONTHLY REPORT, STATION NO. 225 (ATR)

NOVEMBER 2013

Station Measurement: VOLUME/SPEED/CLASS		
Route: TH 210	Route Direction: E/W	Lanes: 2
County: Ottertail	Closest City: Battle Lake	
Functional Class: Rural Principal Arterial - Other		
Location: 2 MI W OF CSAH47, W OF BATTLE LAKE		
Ref Post: 041+00.748	True Mile: 41.615	Sequence No. 6735
Volume: 75,384		MADT: 2,513
Weekday (M-F) MADT: 2,740		Weekend (Sa-Su) MADT: 1,940



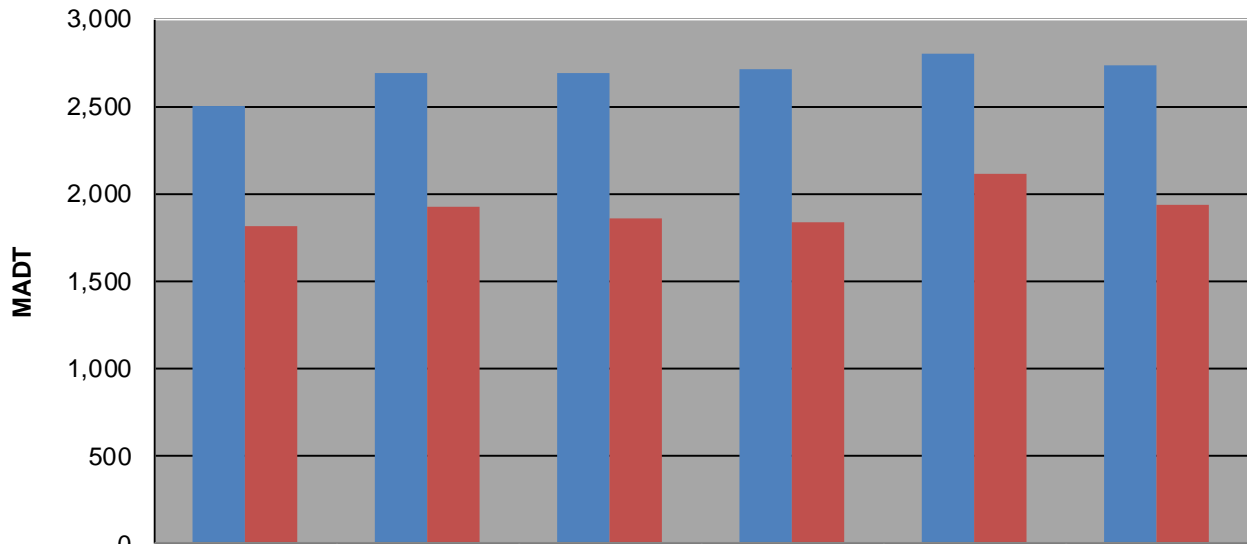
Weekday (WD)/Weekend (WE) Monthly Average Daily Traffic



	Jan	Feb	Mar	Apr	May	Jun	Jul	Aug	Sep	Oct	Nov	Dec
'08 WD	2,196	2,262	2,320	2,424	2,840	2,992	3,284	3,132	2,794	2,694	2,502	2,318
'08 WE	1,528	1,574	1,704	1,604	2,488	2,652	3,170	3,006	2,234	2,058	1,812	1,330
'09 WD	2,186	2,214	2,186	2,688	3,078	3,370	3,672	3,340	3,104	2,830	2,690	2,458
'09 WE	1,428	1,736	1,776	2,038	2,650	3,018	3,446	3,102	2,620	2,132	1,922	1,714
'10 WD	2,240	2,384	2,492	2,818	3,068	3,416	3,648	3,346	3,082	2,970	2,686	2,468
'10 WE	1,468	1,700	1,808	2,196	2,706	2,982	3,348	3,116	2,660	2,310	1,862	1,708
'11 WD	2,378	2,586	2,608	2,918	3,092	3,418	3,792	3,378	3,252	2,970	2,712	2,412
'11 WE	1,444	1,914	1,886	2,266	2,682	3,048	3,532	3,120	2,934	2,234	1,840	1,710
'12 WD	2,294	2,318	2,574	2,876	3,164	3,452	3,868	3,534	3,362	3,056	2,796	2,638
'12 WE	1,592	1,646	1,846	2,182	2,834	3,280	3,508	3,396	2,764	2,350	2,112	1,946
'13 WD	2,356	2,278	2,670	2,622	3,398	3,720	4,204	3,510	3,046	2,926	2,740	
'13 WE	1,508	1,592	1,868	1,992	2,906	3,384	3,872	3,376	2,438	2,224	1,940	

Note: 'Weekday' defined as Monday-Friday, 'Weekend' defined as Saturday-Sunday

Weekday/Weekend Monthly Average Daily Traffic ('08-'13)



	Nov-08	Nov-09	Nov-10	Nov-11	Nov-12	Nov-13
Weekday	2,502	2,690	2,686	2,712	2,796	2,740
Weekend	1,812	1,922	1,862	1,840	2,112	1,940