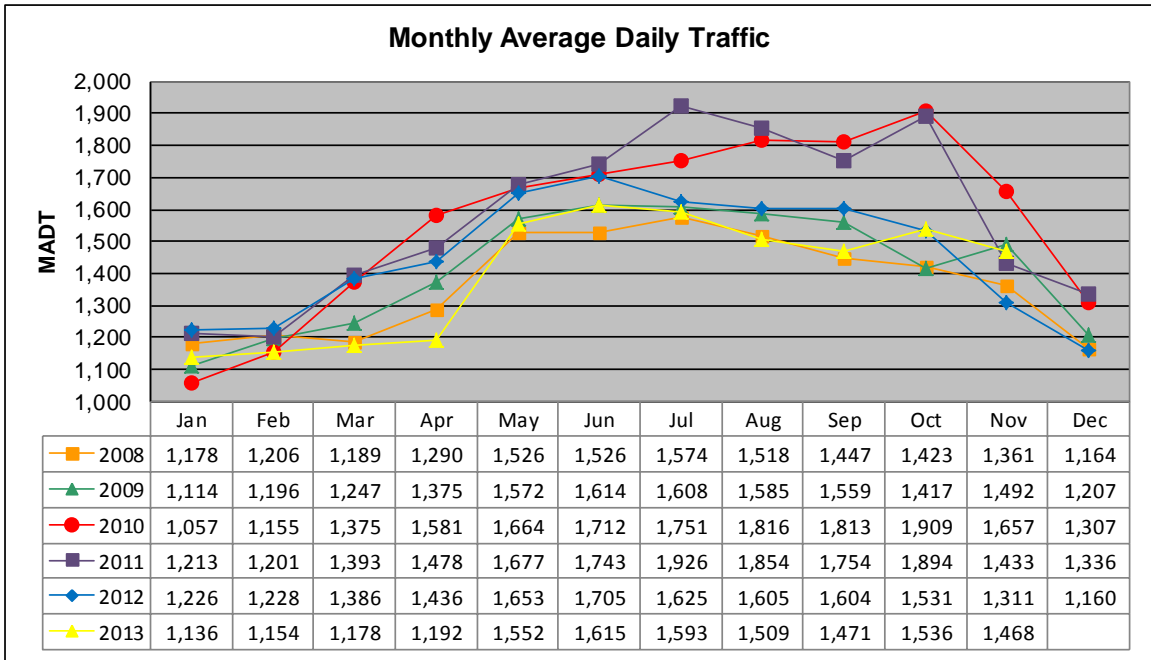


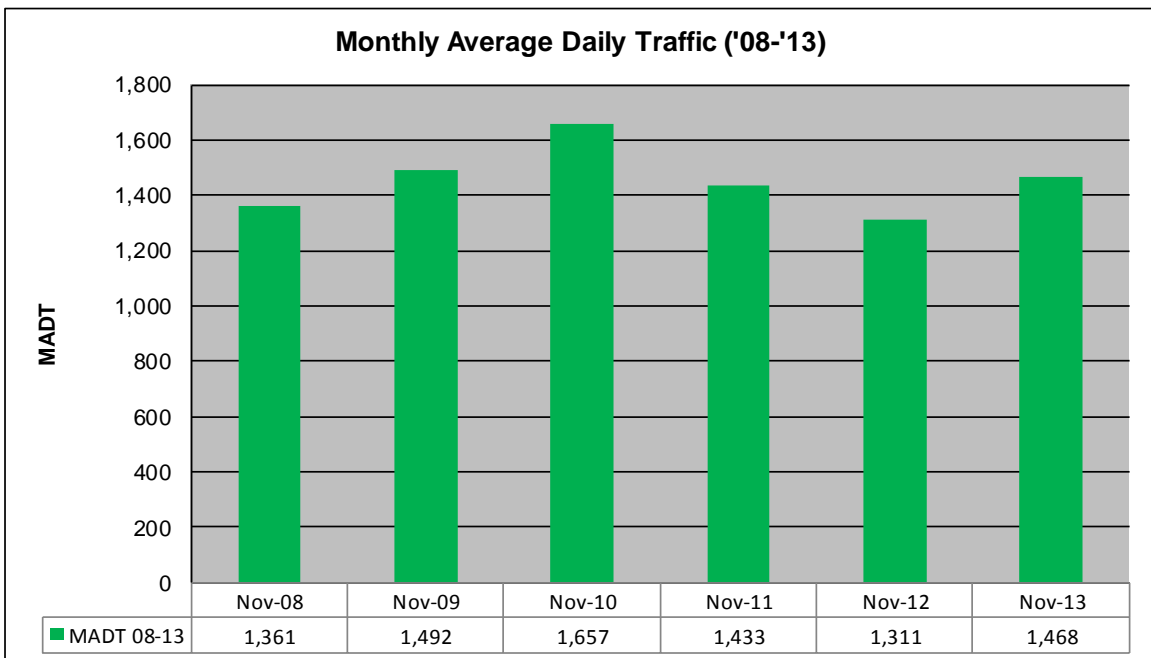
MONTHLY REPORT, STATION NO. 199 (ATR)

NOVEMBER 2013

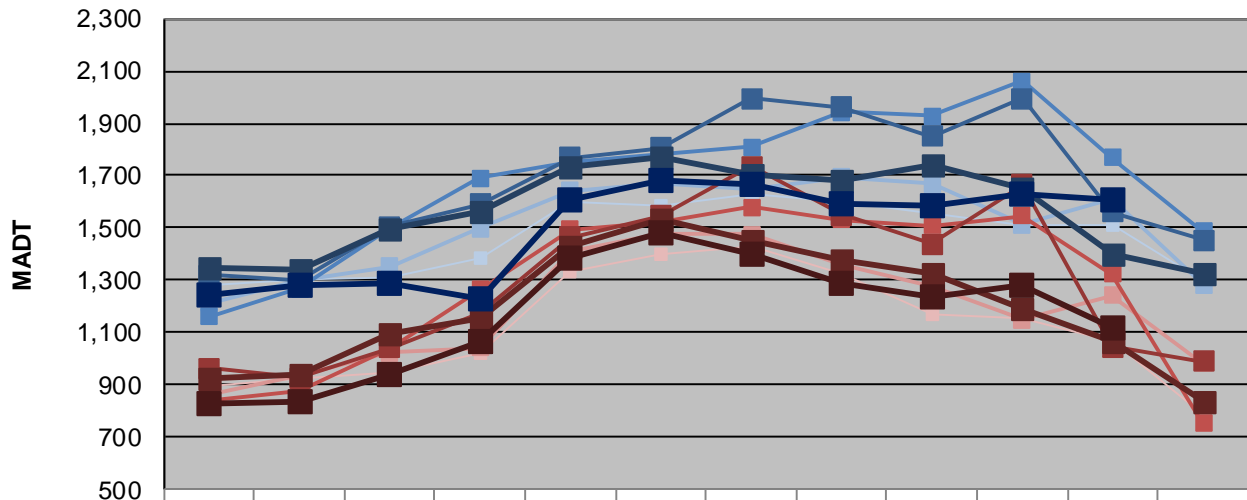
Station Measurement: VOLUME/SPEED/CLASS		
Route: TH 75	Route Direction: N/S	Lanes: 2
County: Pipestone	Closest City: Pipestone	
Functional Class: Rural Minor Arterial		
Location: .5 MI S OF CSAH7 (151ST ST), N OF PIPESTONE		
Ref Post: 040+00.540	True Mile: 39.447	Sequence No. 6745
Volume: 44,036		MADT: 1,468
Weekday (M-F) MADT: 1,604		Weekend (Sa-Su) MADT: 1,120



Note: Increase in traffic October 2010 and October 2011 due to hunting openers



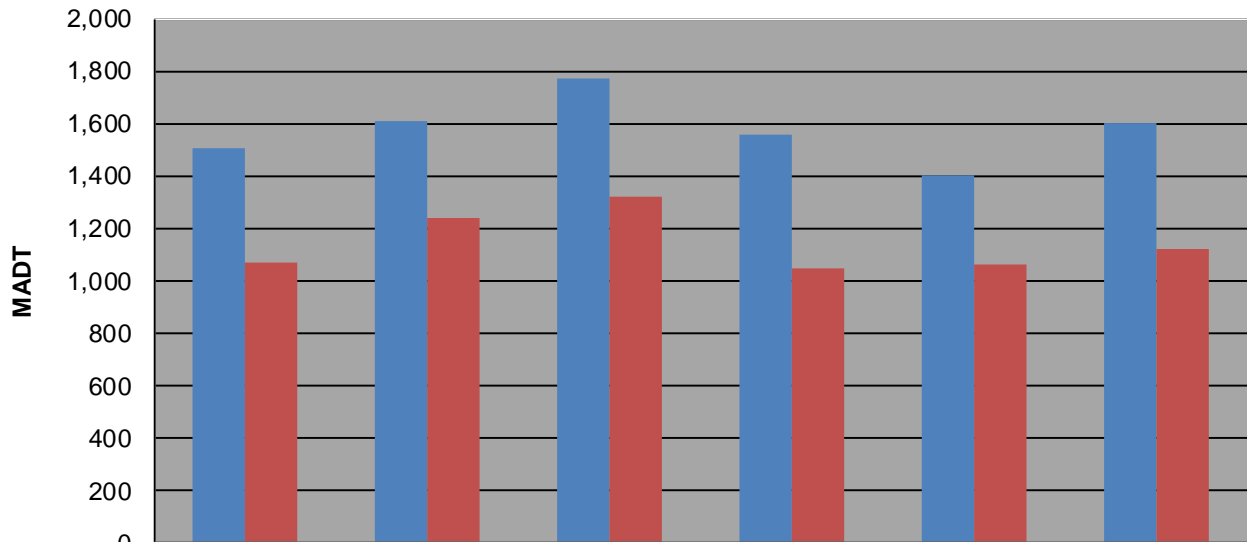
Weekday (WD)/Weekend (WE) Monthly Average Daily Traffic



	Jan	Feb	Mar	Apr	May	Jun	Jul	Aug	Sep	Oct	Nov	Dec
'08 WD	1,280	1,304	1,312	1,384	1,596	1,582	1,628	1,602	1,554	1,510	1,508	1,298
'08 WE	898	928	944	1,020	1,336	1,400	1,426	1,324	1,172	1,158	1,066	782
'09 WD	1,212	1,300	1,354	1,498	1,642	1,668	1,648	1,696	1,670	1,512	1,612	1,284
'09 WE	860	936	1,022	1,040	1,410	1,480	1,476	1,362	1,276	1,148	1,242	984
'10 WD	1,162	1,266	1,496	1,690	1,754	1,782	1,808	1,942	1,926	2,060	1,770	1,486
'10 WE	836	876	1,038	1,264	1,494	1,524	1,580	1,530	1,508	1,546	1,322	752
'11 WD	1,318	1,298	1,504	1,592	1,768	1,806	1,994	1,960	1,850	1,996	1,560	1,452
'11 WE	964	928	1,040	1,172	1,464	1,546	1,734	1,548	1,438	1,664	1,046	990
'12 WD	1,350	1,340	1,494	1,566	1,732	1,772	1,706	1,678	1,744	1,654	1,402	1,322
'12 WE	926	936	1,096	1,152	1,432	1,534	1,454	1,376	1,328	1,190	1,062	834
'13 WD	1,244	1,282	1,286	1,232	1,608	1,682	1,664	1,594	1,582	1,628	1,604	
'13 WE	826	836	942	1,062	1,382	1,482	1,396	1,288	1,234	1,282	1,120	

Note: 'Weekday' defined as Monday-Friday, 'Weekend' defined as Saturday-Sunday

Weekday/Weekend Monthly Average Daily Traffic ('08-'13)



	Nov-08	Nov-09	Nov-10	Nov-11	Nov-12	Nov-13
Weekday	1,508	1,612	1,770	1,560	1,402	1,604
Weekend	1,066	1,242	1,322	1,046	1,062	1,120