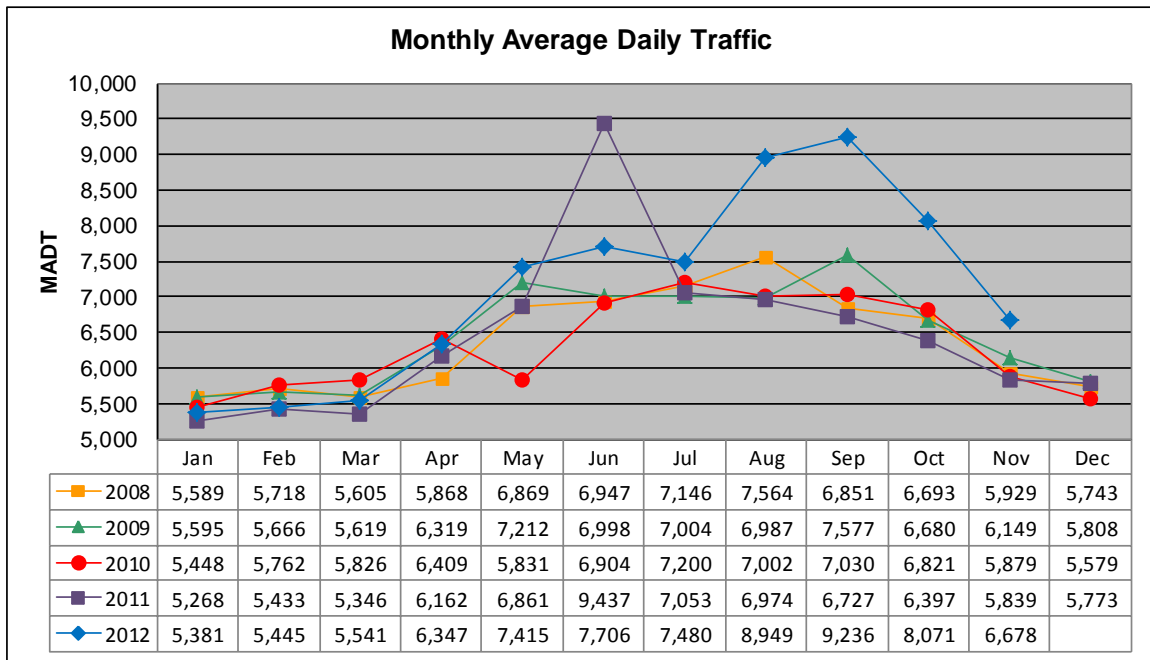


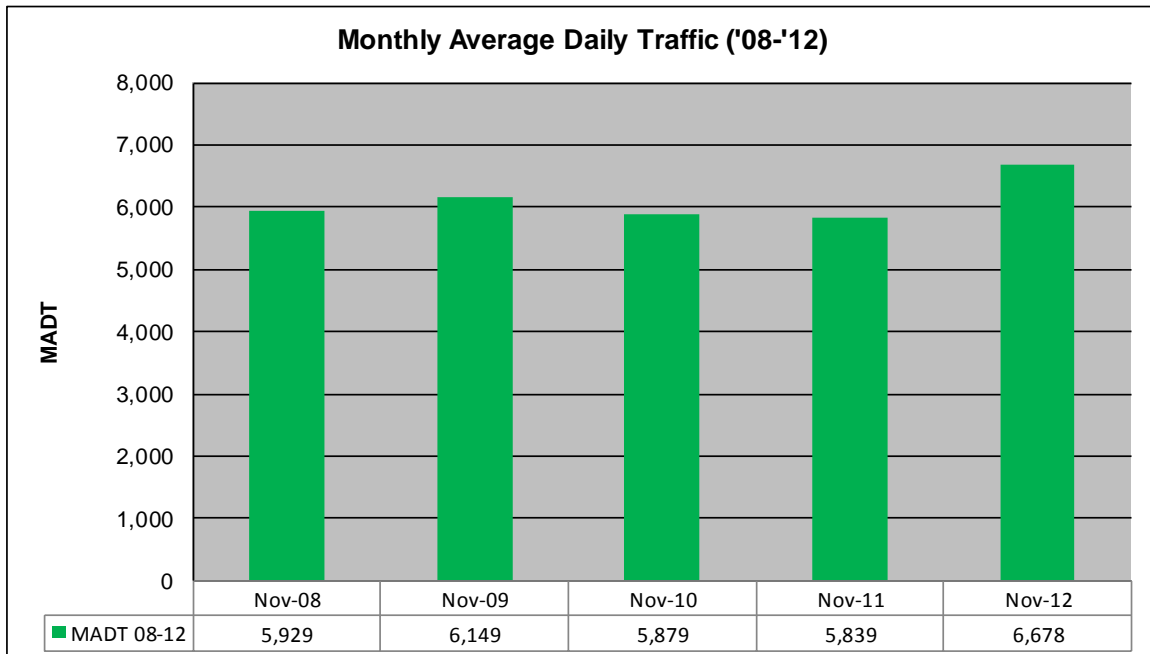
MONTHLY REPORT, STATION NO. 386 (ATR)

NOVEMBER 2012

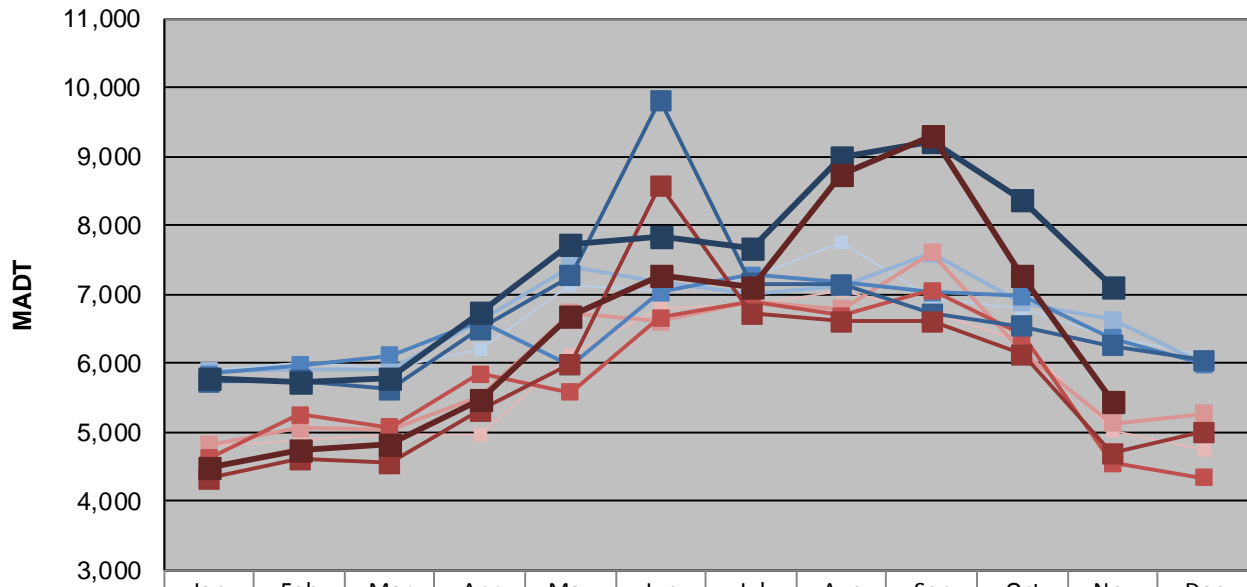
Station Measurement: VOLUME		
Route: TH 97	Route Direction: N/S	Lanes: 2
County: Washington		Closest City: Scandia
Functional Class: Rural Minor Arterial		
Location: E OF CSAH1 (LOFTON AVE N) IN SCANDIA		
Ref Post: 008+00.844	True Mile: 8.807	Sequence No. 9875
Volume: 200,331		MADT: 6,678
Weekday (M-F) MADT: 7,108		Weekend (Sa-Su) MADT: 5,448



Note: Decrease in traffic May 2010 due to construction on I-35... Increase in traffic June 2011 due to detours from TH 8 and I-35 and August to October 2012 due to detour from TH 8



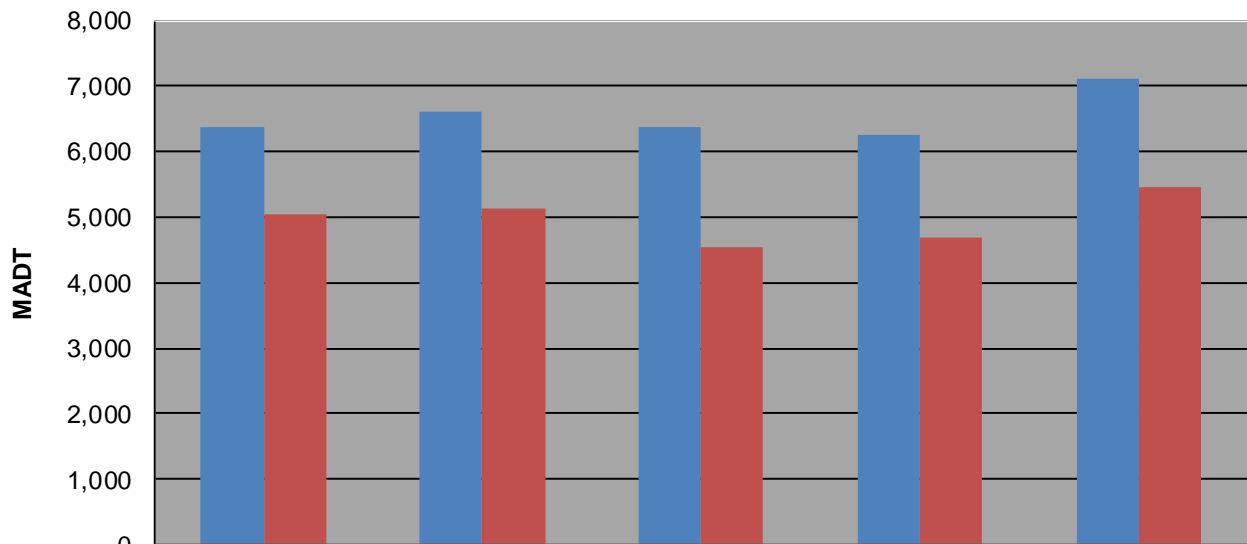
Weekday (WD)/Weekend (WE) Monthly Average Daily Traffic



	Jan	Feb	Mar	Apr	May	Jun	Jul	Aug	Sep	Oct	Nov	Dec
'08 WD	5,888	6,006	5,924	6,192	7,132	7,046	7,248	7,764	6,936	6,794	6,378	6,114
'08 WE	4,782	4,882	4,974	4,970	6,128	6,782	6,858	7,054	6,726	6,318	5,032	4,738
'09 WD	5,888	5,908	5,898	6,612	7,402	7,186	7,000	7,106	7,594	6,868	6,626	6,002
'09 WE	4,822	5,060	5,040	5,506	6,732	6,598	6,902	6,782	7,606	6,154	5,124	5,268
'10 WD	5,840	5,964	6,110	6,598	5,950	7,020	7,274	7,164	7,024	6,972	6,370	5,984
'10 WE	4,616	5,260	5,066	5,844	5,582	6,654	6,880	6,690	7,050	6,402	4,546	4,338
'11 WD	5,728	5,752	5,620	6,486	7,266	9,814	7,154	7,138	6,720	6,528	6,248	6,044
'11 WE	4,326	4,608	4,556	5,314	5,978	8,570	6,710	6,602	6,608	6,126	4,688	4,994
'12 WD	5,784	5,734	5,792	6,744	7,712	7,824	7,656	8,978	9,206	8,382	7,108	
'12 WE	4,500	4,740	4,832	5,482	6,670	7,272	7,100	8,742	9,296	7,270	5,448	

Note: 'Weekday' defined as Monday-Friday, 'Weekend' defined as Saturday-Sunday

Weekday/Weekend Monthly Average Daily Traffic ('08-'12)



	Nov-08	Nov-09	Nov-10	Nov-11	Nov-12
Weekday	6,378	6,626	6,370	6,248	7,108
Weekend	5,032	5,124	4,546	4,688	5,448