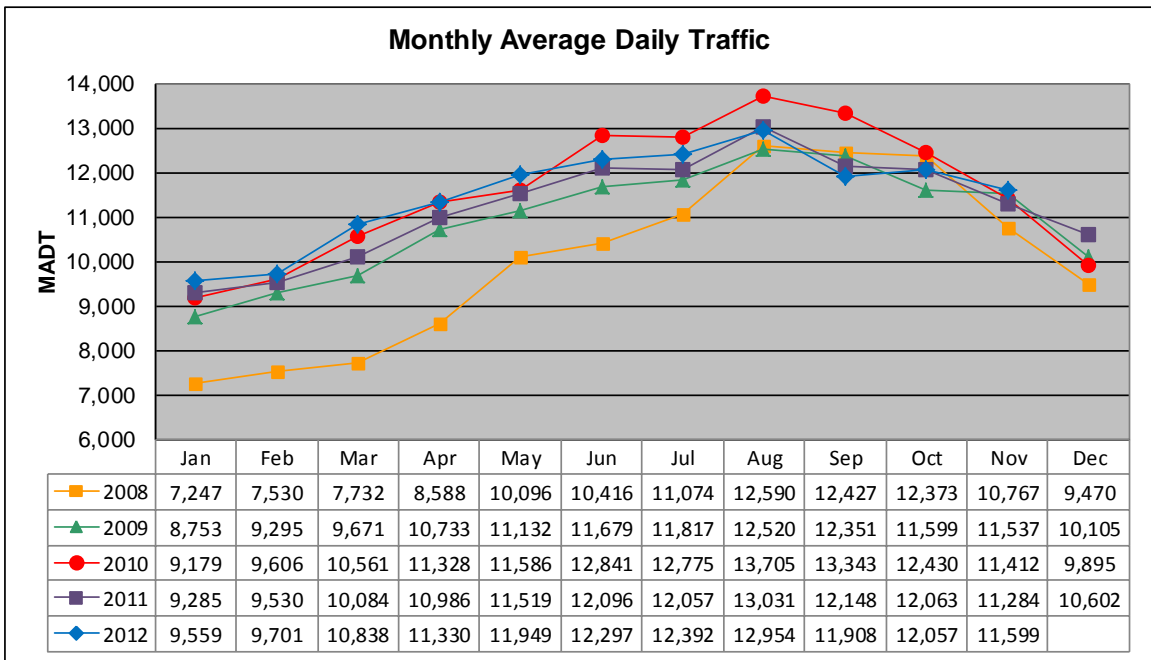


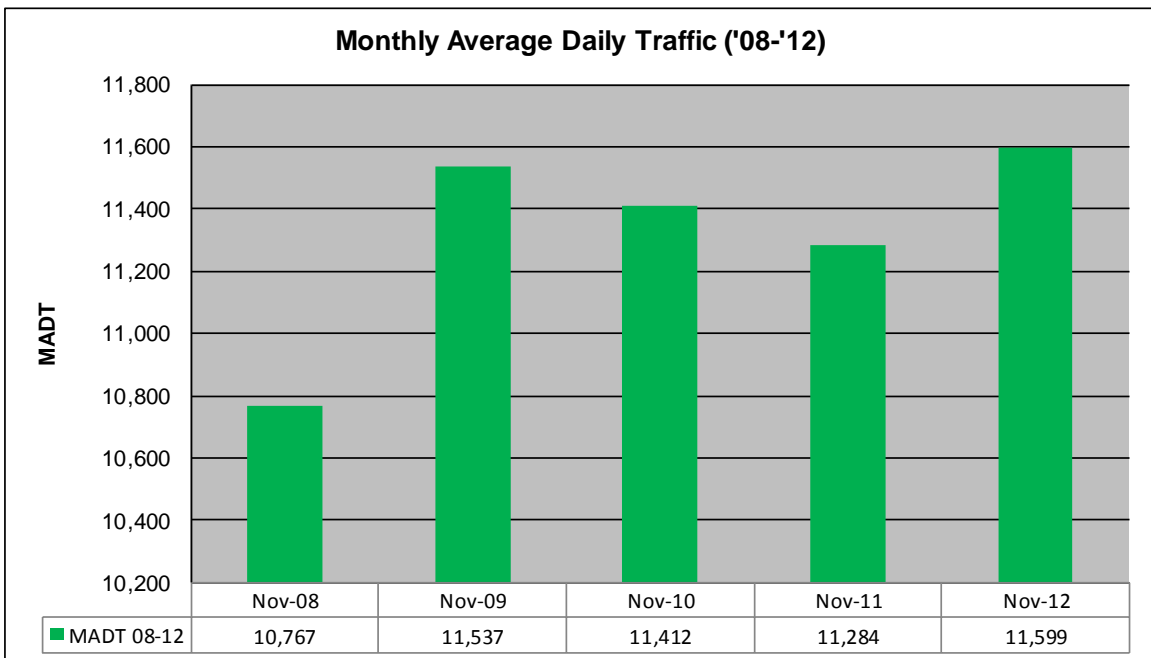
# MONTHLY REPORT, STATION NO. 381 (ATR)

## NOVEMBER 2012

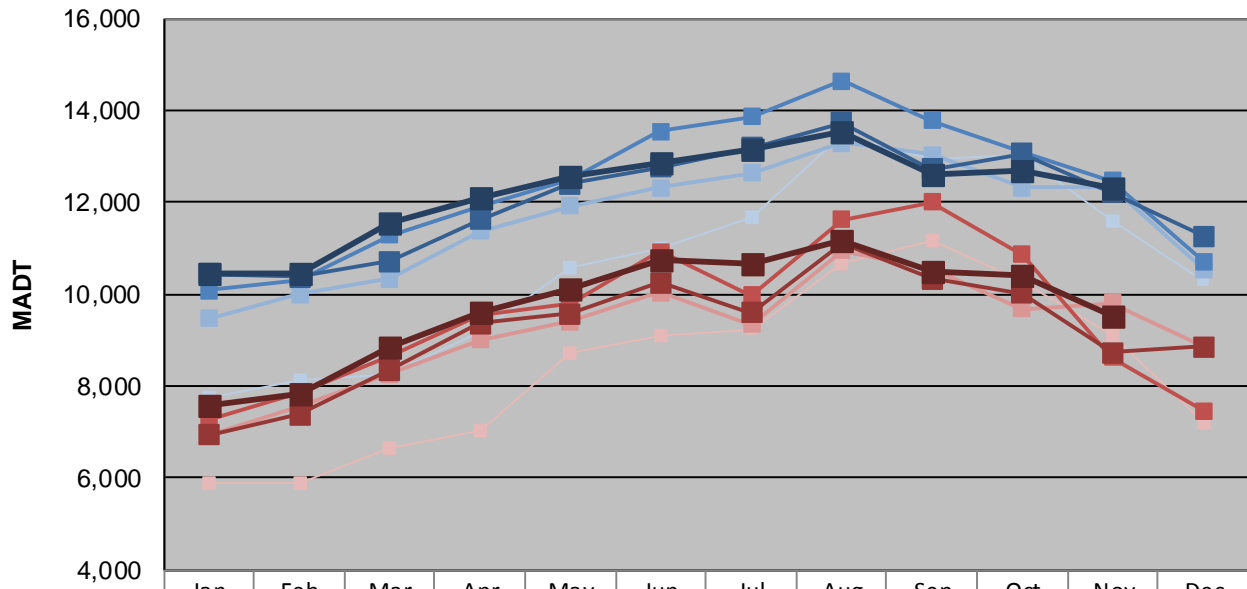
|  |                       |                                    |
|--|-----------------------|------------------------------------|
| Station Measurement: VOLUME/SPEED/CLASS            |                       |                                    |
| Route: TH 212                                      | Route Direction: E/W  | Lanes: 2                           |
| County: Carver                                     | Closest City: Cologne |                                    |
| Functional Class: Rural Principal Arterial - Other |                       |                                    |
| Location: 1.7 MI W OF CSAH51, W OF COLOGNE         |                       |                                    |
| Ref Post: 133+00.500                               | True Mile: 133.195    | Sequence No. 9870                  |
| <b>Volume: 347,967</b>                             |                       | <b>MADT: 11,599</b>                |
| <b>Weekday (M-F) MADT: 12,312</b>                  |                       | <b>Weekend (Sa-Su) MADT: 9,512</b> |



Note: Increased traffic beginning August 2008 due to new TH 212 being opened



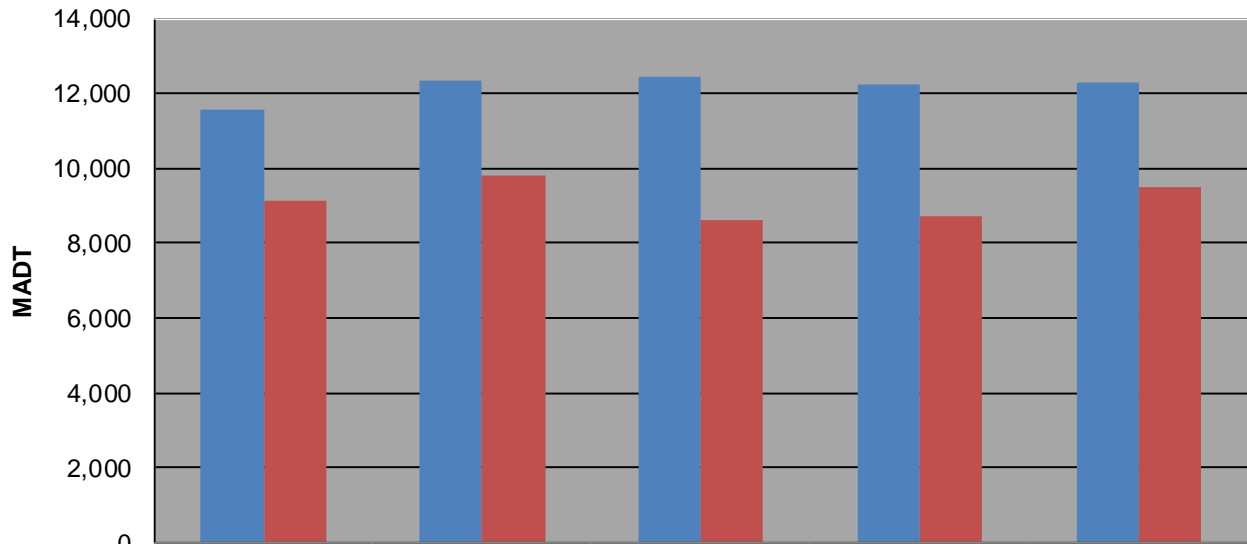
**Weekday (WD)/Weekend (WE) Monthly Average Daily Traffic**



|        | Jan    | Feb    | Mar    | Apr    | May    | Jun    | Jul    | Aug    | Sep    | Oct    | Nov    | Dec    |
|--------|--------|--------|--------|--------|--------|--------|--------|--------|--------|--------|--------|--------|
| '08 WD | 7,746  | 8,116  | 8,260  | 9,166  | 10,584 | 11,000 | 11,694 | 13,450 | 12,948 | 13,026 | 11,590 | 10,292 |
| '08 WE | 5,904  | 5,886  | 6,672  | 7,022  | 8,722  | 9,100  | 9,234  | 10,666 | 11,182 | 10,300 | 9,120  | 7,210  |
| '09 WD | 9,466  | 9,992  | 10,342 | 11,364 | 11,908 | 12,330 | 12,628 | 13,286 | 13,028 | 12,320 | 12,348 | 10,538 |
| '09 WE | 6,936  | 7,552  | 8,264  | 9,000  | 9,398  | 10,036 | 9,340  | 10,944 | 10,544 | 9,678  | 9,800  | 8,860  |
| '10 WD | 10,076 | 10,304 | 11,282 | 11,916 | 12,486 | 13,548 | 13,860 | 14,644 | 13,784 | 13,072 | 12,458 | 10,714 |
| '10 WE | 7,282  | 7,862  | 8,668  | 9,564  | 9,810  | 10,920 | 9,968  | 11,630 | 12,004 | 10,858 | 8,632  | 7,466  |
| '11 WD | 10,436 | 10,380 | 10,708 | 11,620 | 12,398 | 12,770 | 13,178 | 13,740 | 12,712 | 13,054 | 12,224 | 11,264 |
| '11 WE | 6,946  | 7,376  | 8,360  | 9,372  | 9,582  | 10,258 | 9,596  | 11,112 | 10,326 | 10,018 | 8,732  | 8,848  |
| '12 WD | 10,452 | 10,438 | 11,562 | 12,102 | 12,578 | 12,862 | 13,156 | 13,522 | 12,612 | 12,704 | 12,312 |        |
| '12 WE | 7,588  | 7,834  | 8,858  | 9,598  | 10,132 | 10,764 | 10,670 | 11,184 | 10,498 | 10,392 | 9,512  |        |

Note: 'Weekday' defined as Monday-Friday, 'Weekend' defined as Saturday-Sunday

**Weekday/Weekend Monthly Average Daily Traffic ('08-'12)**



|         | Nov-08 | Nov-09 | Nov-10 | Nov-11 | Nov-12 |
|---------|--------|--------|--------|--------|--------|
| Weekday | 11,590 | 12,348 | 12,458 | 12,224 | 12,312 |
| Weekend | 9,120  | 9,800  | 8,632  | 8,732  | 9,512  |