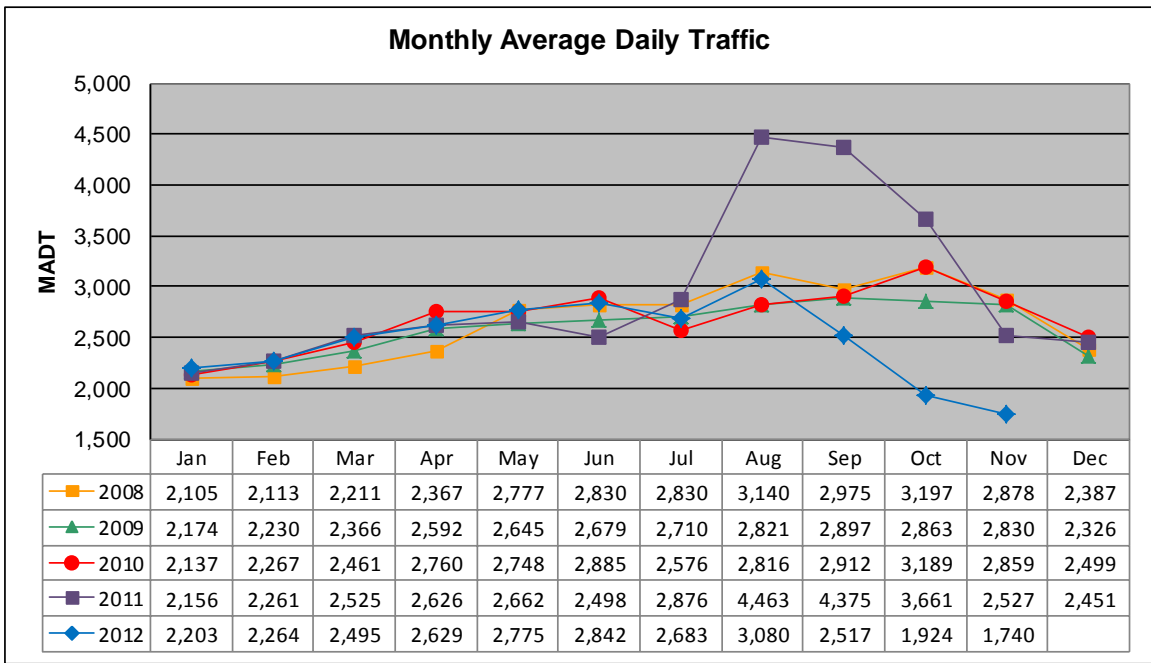


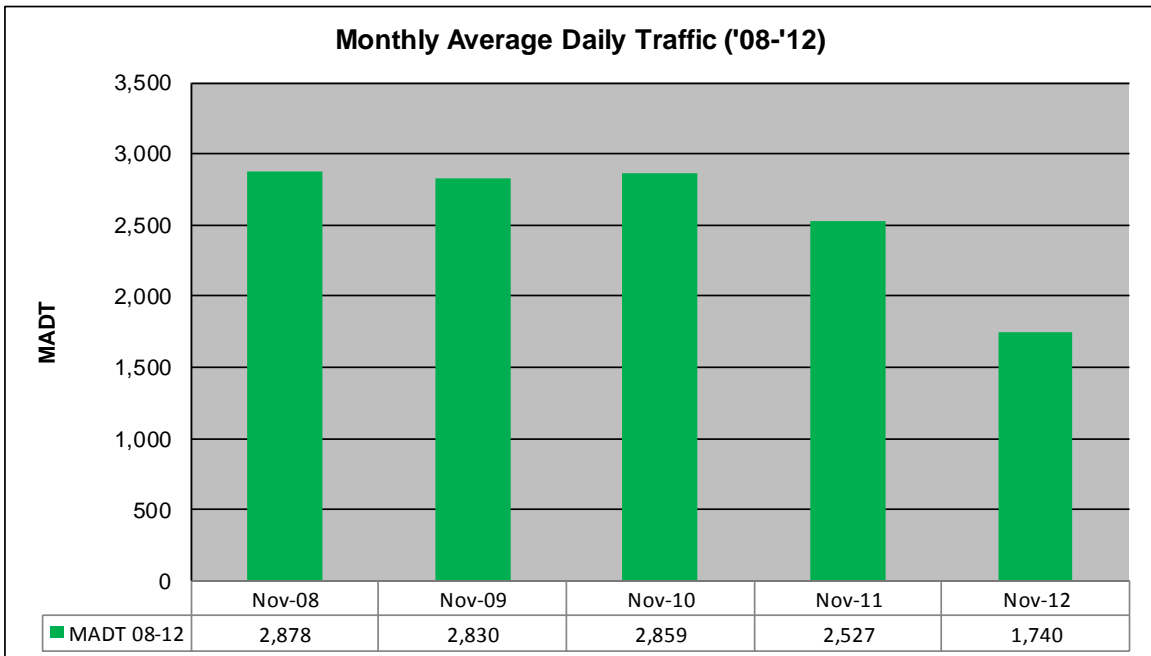
# MONTHLY REPORT, STATION NO. 198 (ATR)

## NOVEMBER 2012

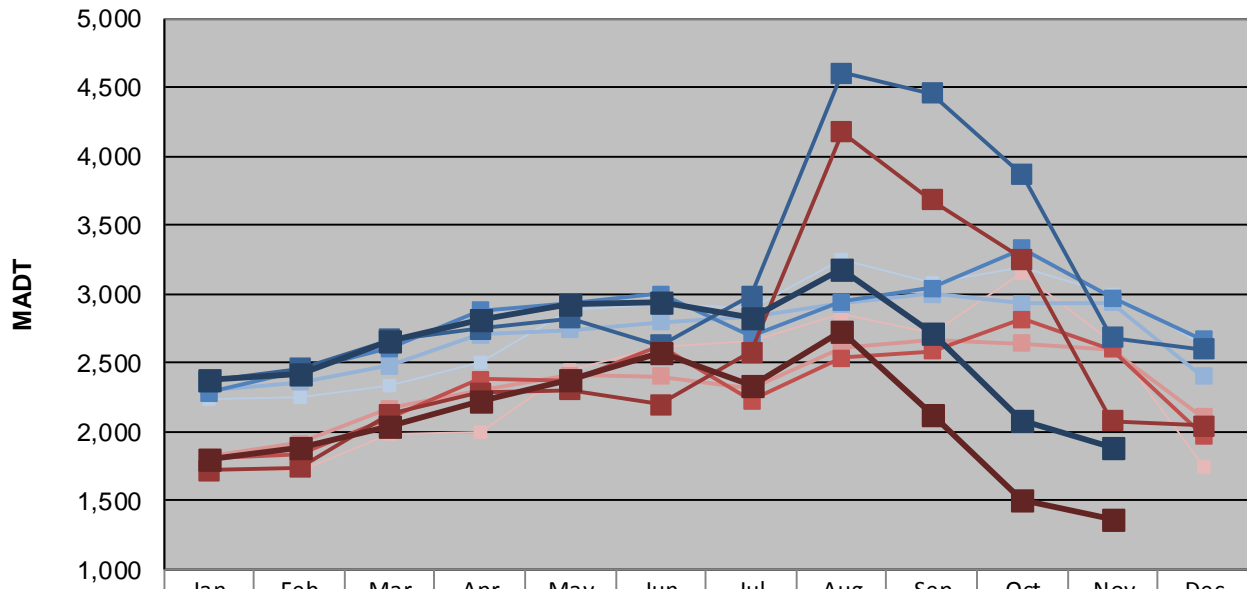
Station Measurement: VOLUME/SPEED/CLASS		
Route: TH 212	Route Direction: E/W	Lanes: 2
County: Renville	Closest City: Granite Falls	
Functional Class: Rural Principal Arterial - Other		
Location: E OF TH23, E OF GRANITE FALLS		
Ref Post: 052+00.356	True Mile: 52.936	Sequence No. 9831
<b>Volume: 52,210</b>		<b>MADT: 1,740</b>
<b>Weekday (M-F) MADT: 1,878</b>		<b>Weekend (Sa-Su) MADT: 1,360</b>



Note: Decrease in traffic June 2011 and September to November 2012 due to construction on TH 212... Increase in traffic August to October 2011 due to TH 67 detour



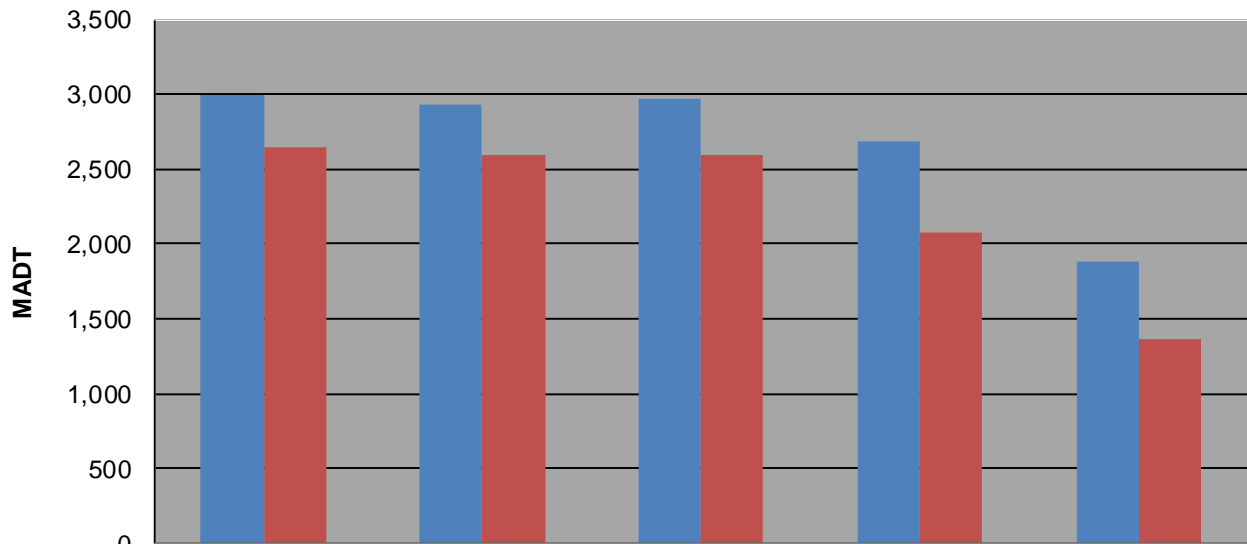
**Weekday (WD)/Weekend (WE) Monthly Average Daily Traffic**



	Jan	Feb	Mar	Apr	May	Jun	Jul	Aug	Sep	Oct	Nov	Dec
'08 WD	2,240	2,248	2,330	2,508	2,886	2,920	2,896	3,252	3,082	3,188	2,996	2,624
'08 WE	1,748	1,716	1,982	1,998	2,448	2,610	2,656	2,856	2,712	3,152	2,644	1,742
'09 WD	2,306	2,356	2,476	2,704	2,740	2,796	2,838	2,932	2,998	2,930	2,936	2,404
'09 WE	1,820	1,914	2,168	2,302	2,406	2,400	2,312	2,604	2,670	2,642	2,598	2,106
'10 WD	2,284	2,442	2,604	2,878	2,938	2,996	2,692	2,946	3,040	3,328	2,972	2,668
'10 WE	1,802	1,828	2,100	2,382	2,364	2,618	2,226	2,532	2,582	2,816	2,600	1,972
'11 WD	2,366	2,460	2,666	2,748	2,822	2,624	2,984	4,600	4,458	3,862	2,684	2,598
'11 WE	1,720	1,738	2,128	2,280	2,300	2,200	2,580	4,174	3,684	3,252	2,076	2,042
'12 WD	2,374	2,422	2,664	2,806	2,928	2,936	2,832	3,180	2,712	2,076	1,878	
'12 WE	1,804	1,884	2,038	2,220	2,370	2,580	2,340	2,732	2,124	1,502	1,360	

Note: 'Weekday' defined as Monday-Friday, 'Weekend' defined as Saturday-Sunday

**Weekday/Weekend Monthly Average Daily Traffic ('08-'12)**



	Nov-08	Nov-09	Nov-10	Nov-11	Nov-12
Weekday	2,996	2,936	2,972	2,684	1,878
Weekend	2,644	2,598	2,600	2,076	1,360