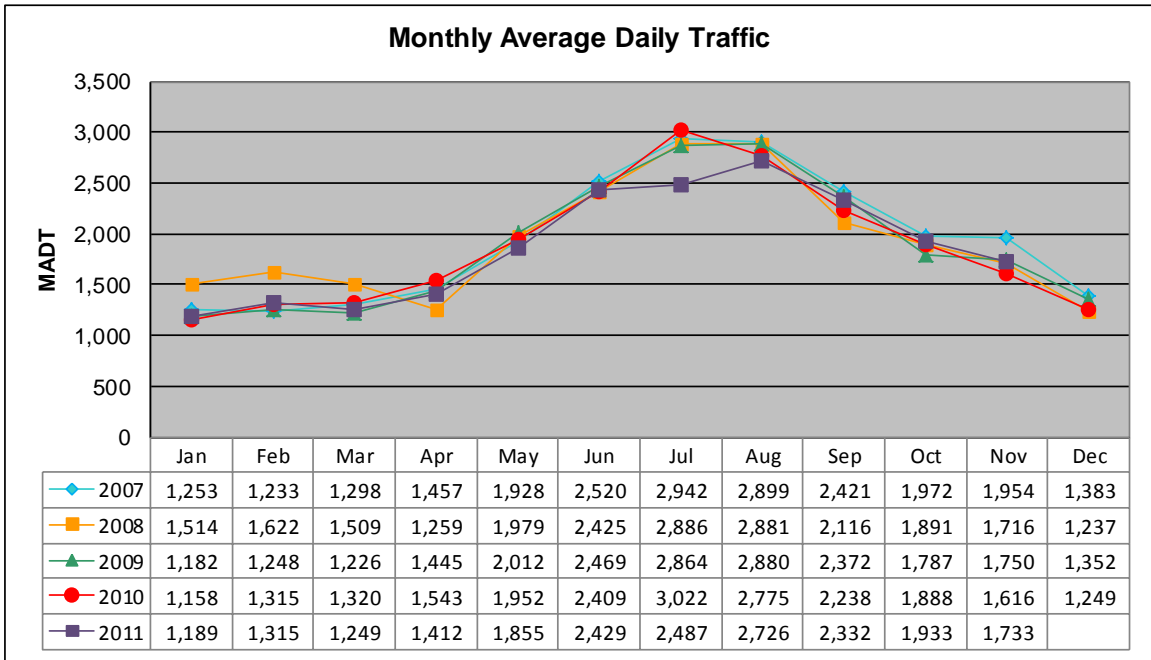


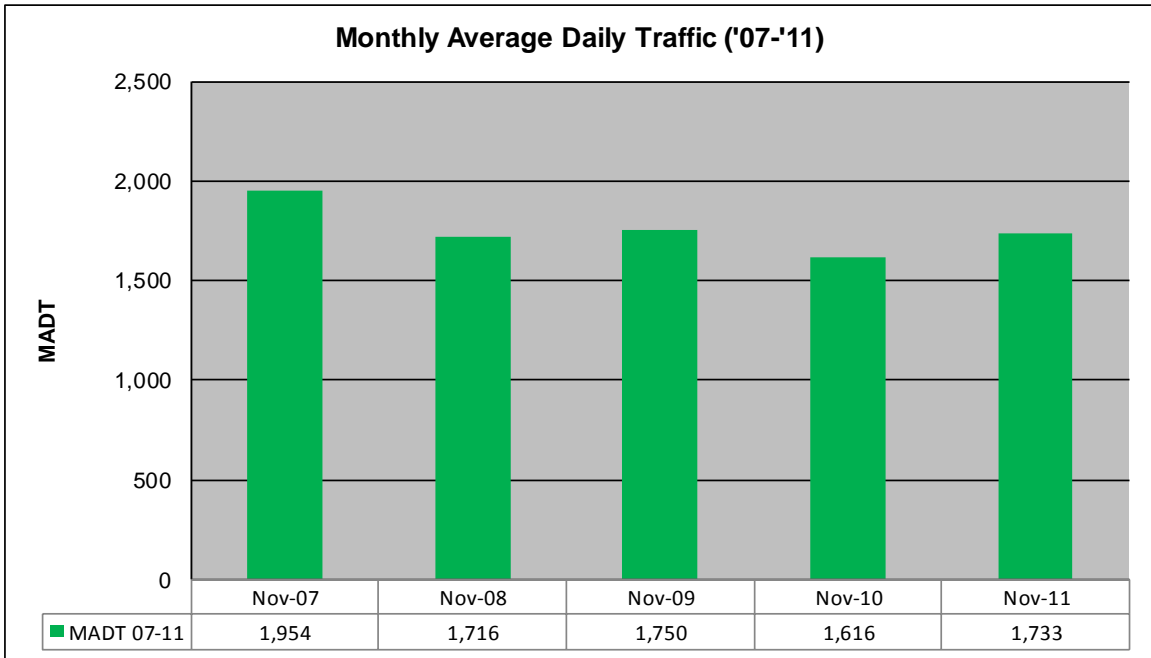
MONTHLY REPORT, STATION NO. 220 (ATR)

NOVEMBER 2011

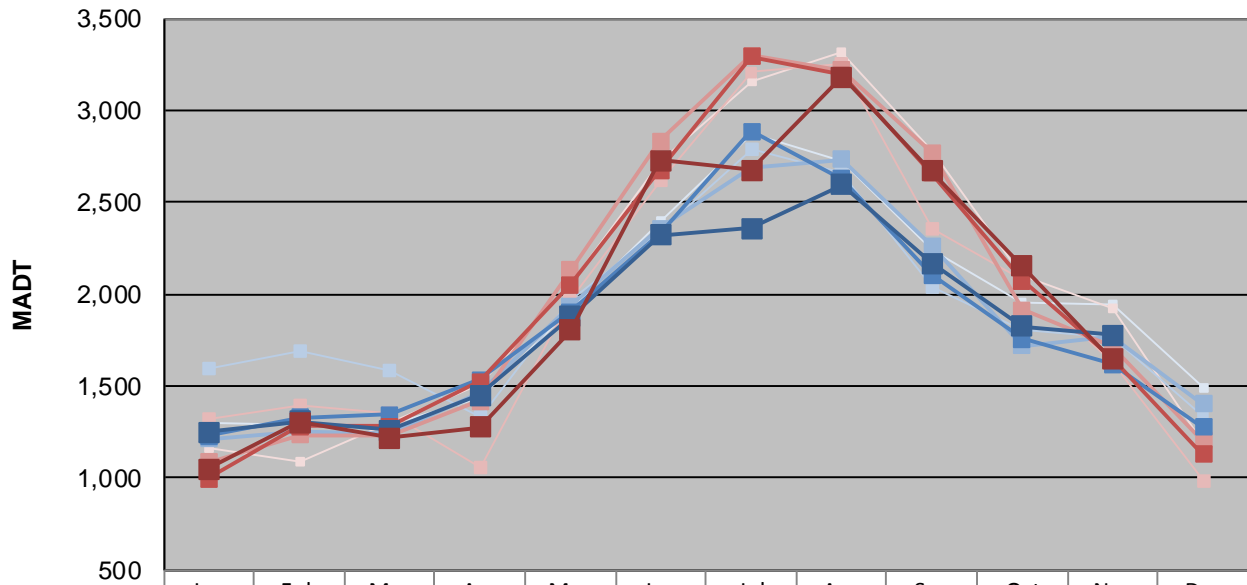
Station Measurement: VOLUME/SPEED/CLASS		
Route: TH 71	Route Direction: N/S	Lanes: 2
County: Hubbard	Closest City: Park Rapids	
Functional Class: Rural Principal Arterial - Other		
Location: S OF CR89, N OF PARK RAPIDS		
Ref Post: 275+00.062	True Mile: 275.098	Sequence No. 6727
Volume: 51,984		MADT: 1,733
Weekday (M-F) MADT: 1,776		Weekend (Sa-Su) MADT: 1,648



Note: Decrease in traffic July 2011 due to construction on CR 34 & CR 113



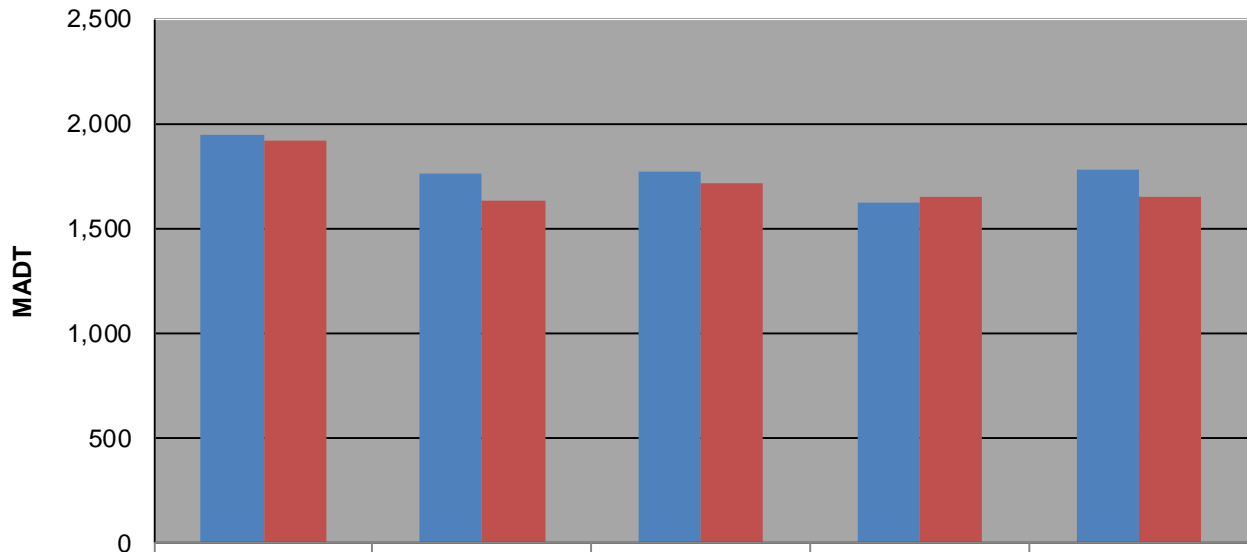
Weekday (WD)/Weekend (WE) Monthly Average Daily Traffic



	Jan	Feb	Mar	Apr	May	Jun	Jul	Aug	Sep	Oct	Nov	Dec
'07 WD	1,296	1,288	1,292	1,442	1,914	2,402	2,872	2,728	2,242	1,956	1,946	1,486
'07 WE	1,168	1,094	1,300	1,506	2,046	2,728	3,160	3,314	2,778	2,098	1,918	1,180
'08 WD	1,594	1,688	1,590	1,334	1,962	2,342	2,786	2,666	2,038	1,810	1,762	1,336
'08 WE	1,322	1,398	1,352	1,058	1,970	2,618	3,208	3,250	2,354	2,076	1,628	980
'09 WD	1,212	1,254	1,238	1,460	1,934	2,356	2,686	2,732	2,262	1,718	1,766	1,404
'09 WE	1,086	1,236	1,234	1,420	2,130	2,834	3,298	3,220	2,770	1,916	1,716	1,202
'10 WD	1,228	1,328	1,344	1,534	1,904	2,334	2,886	2,626	2,106	1,756	1,618	1,278
'10 WE	998	1,282	1,282	1,522	2,050	2,674	3,292	3,194	2,658	2,074	1,652	1,128
'11 WD	1,248	1,310	1,258	1,448	1,880	2,320	2,356	2,596	2,170	1,826	1,776	
'11 WE	1,048	1,302	1,220	1,276	1,804	2,726	2,674	3,182	2,668	2,150	1,648	

Note: 'Weekday' defined as Monday-Friday, 'Weekend' defined as Saturday-Sunday

Weekday/Weekend Monthly Average Daily Traffic ('07-'11)



	Nov-07	Nov-08	Nov-09	Nov-10	Nov-11
Weekday	1,946	1,762	1,766	1,618	1,776
Weekend	1,918	1,628	1,716	1,652	1,648