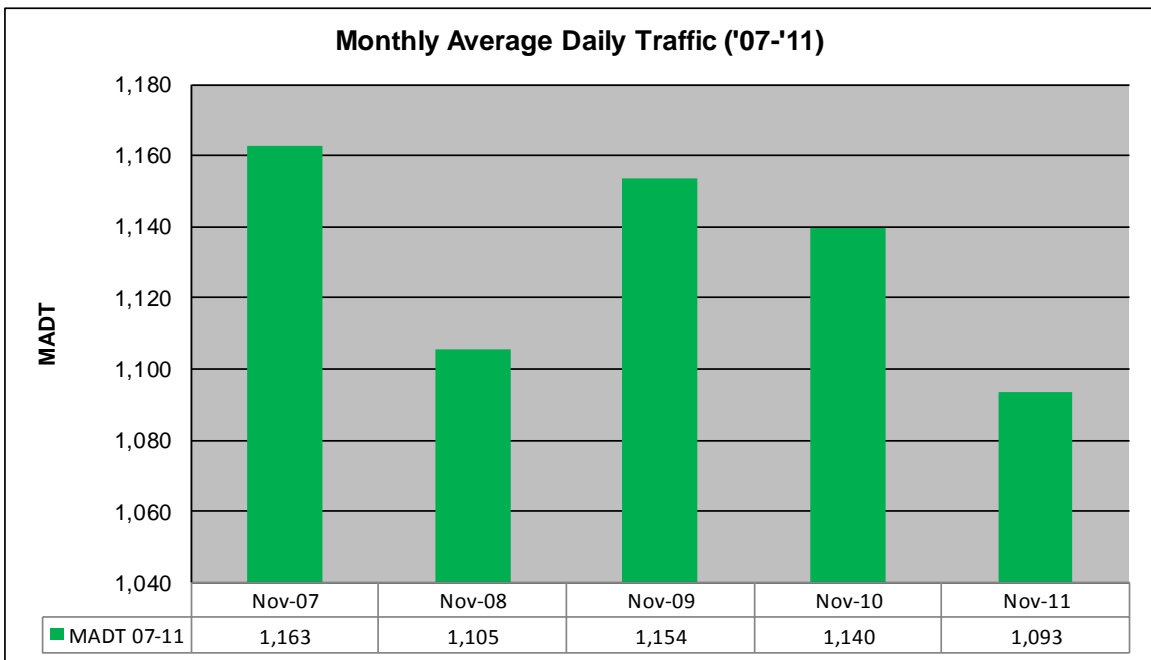
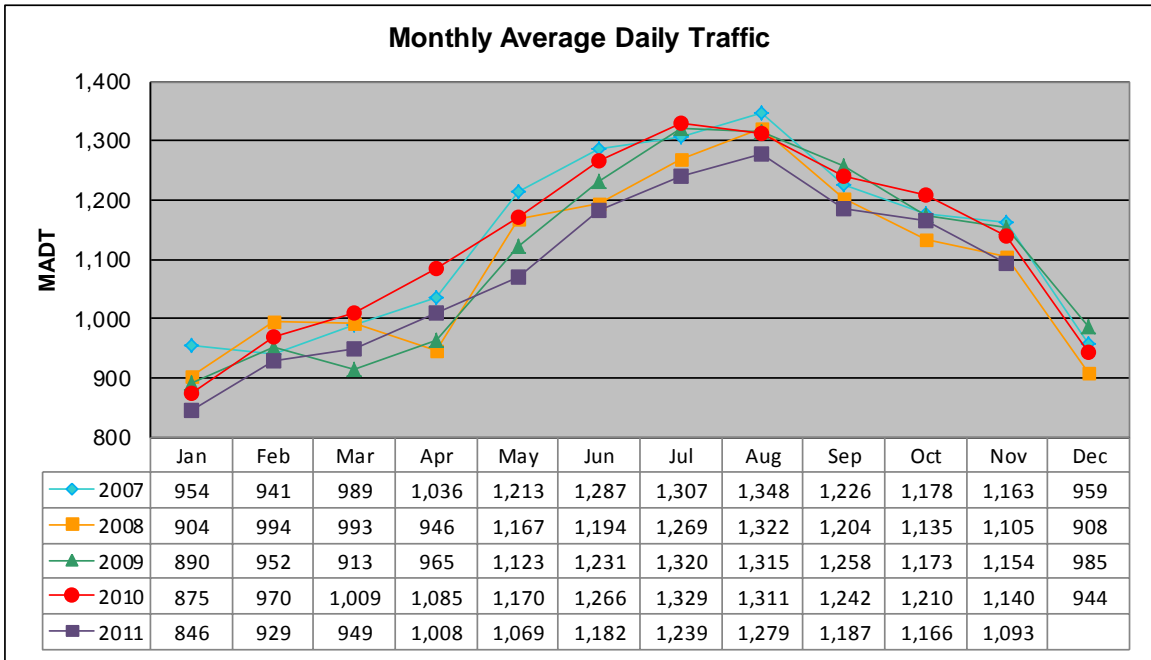


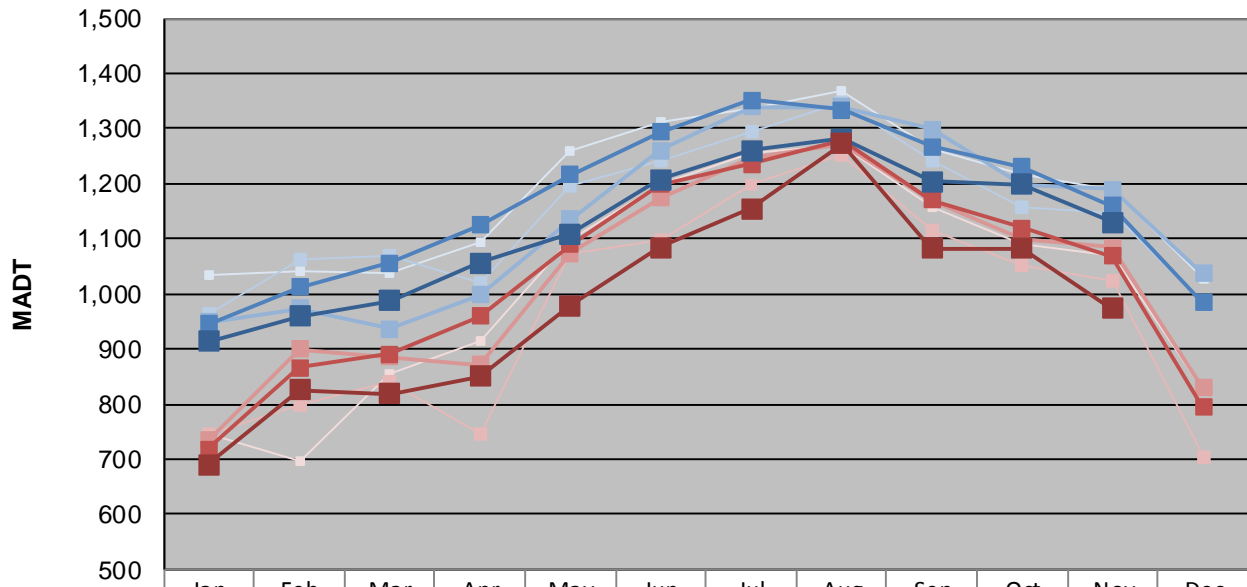
MONTHLY REPORT, STATION NO. 210 (ATR)

NOVEMBER 2011

Station Measurement: VOLUME/SPEED		
Route: TH 71	Route Direction: N/S	Lanes: 2
County: Beltrami	Closest City: Blackduck	
Functional Class: Rural Principal Arterial - Other		
Location: E OF TH72, NE OF BLACKDUCK		
Ref Post: 338+00.130	True Mile: 339.955	Sequence No. 6726
Volume: 32,802		MADT: 1,093
Weekday (M-F) MADT: 1,130		Weekend (Sa-Su) MADT: 974



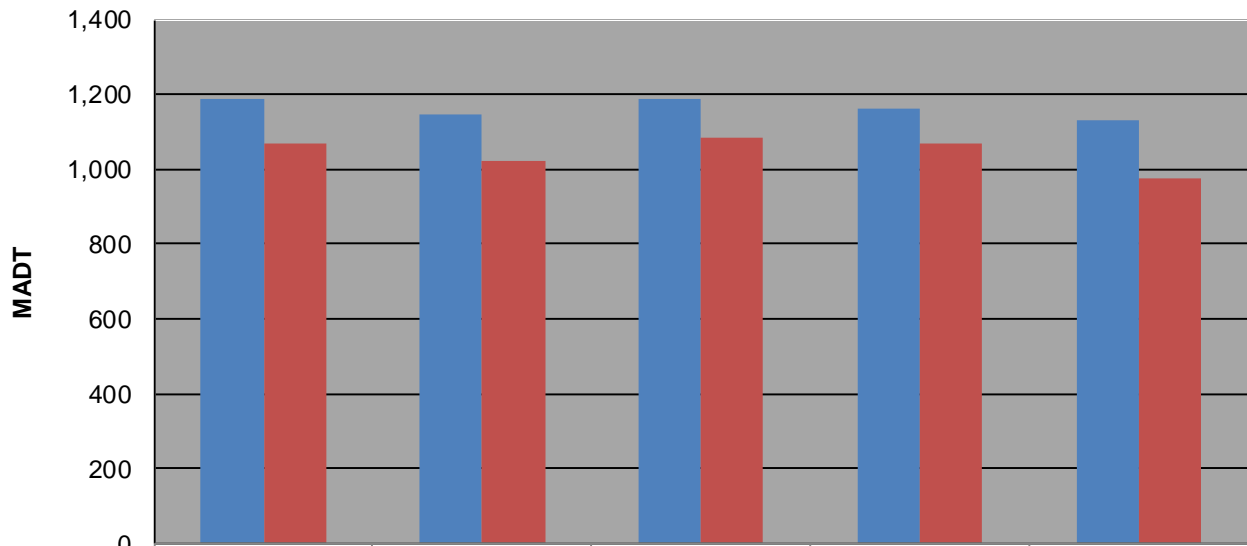
Weekday (WD)/Weekend (WE) Monthly Average Daily Traffic



	Jan	Feb	Mar	Apr	May	Jun	Jul	Aug	Sep	Oct	Nov	Dec
'07 WD	1,034	1,040	1,038	1,094	1,258	1,312	1,336	1,368	1,262	1,216	1,188	1,026
'07 WE	744	696	856	914	1,098	1,198	1,256	1,270	1,156	1,092	1,070	824
'08 WD	964	1,062	1,068	1,020	1,196	1,242	1,294	1,348	1,240	1,156	1,148	980
'08 WE	746	800	840	744	1,072	1,098	1,198	1,252	1,114	1,050	1,022	704
'09 WD	948	974	936	998	1,136	1,260	1,340	1,340	1,298	1,196	1,190	1,036
'09 WE	734	900	886	872	1,074	1,174	1,246	1,272	1,170	1,098	1,084	830
'10 WD	946	1,012	1,056	1,124	1,216	1,294	1,352	1,334	1,268	1,230	1,160	984
'10 WE	718	866	890	960	1,090	1,198	1,236	1,280	1,170	1,120	1,068	794
'11 WD	914	960	988	1,056	1,108	1,208	1,260	1,282	1,204	1,198	1,130	
'11 WE	690	826	818	850	978	1,084	1,154	1,272	1,082	1,082	974	

Note: 'Weekday' defined as Monday-Friday, 'Weekend' defined as Saturday-Sunday

Weekday/Weekend Monthly Average Daily Traffic ('07-'11)



	Nov-07	Nov-08	Nov-09	Nov-10	Nov-11
Weekday	1,188	1,148	1,190	1,160	1,130
Weekend	1,070	1,022	1,084	1,068	974

