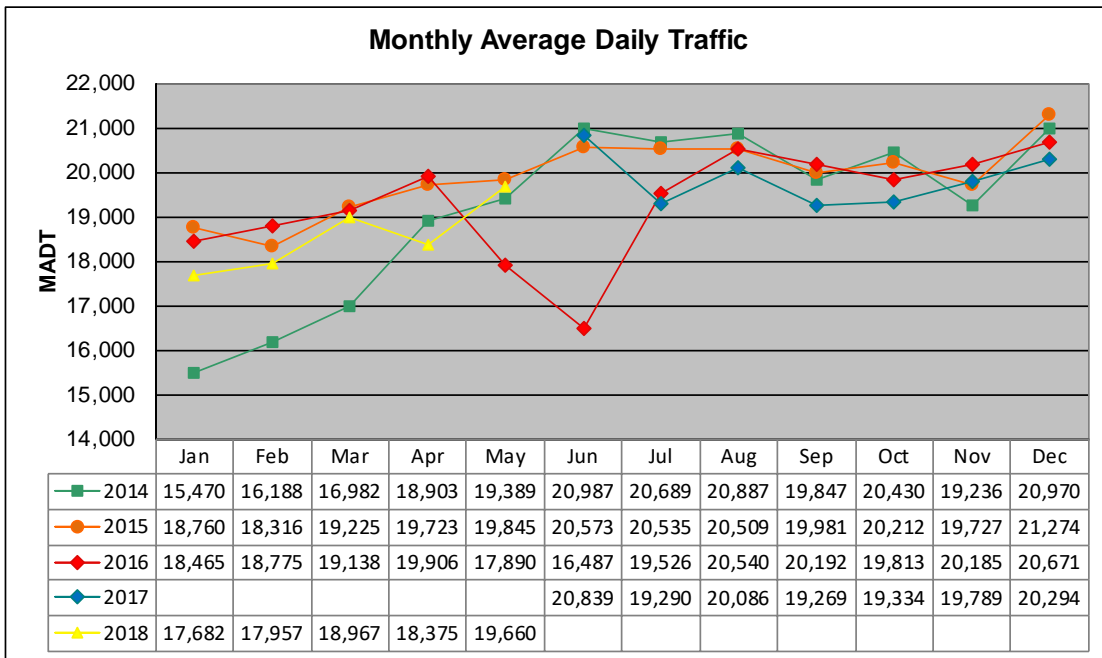


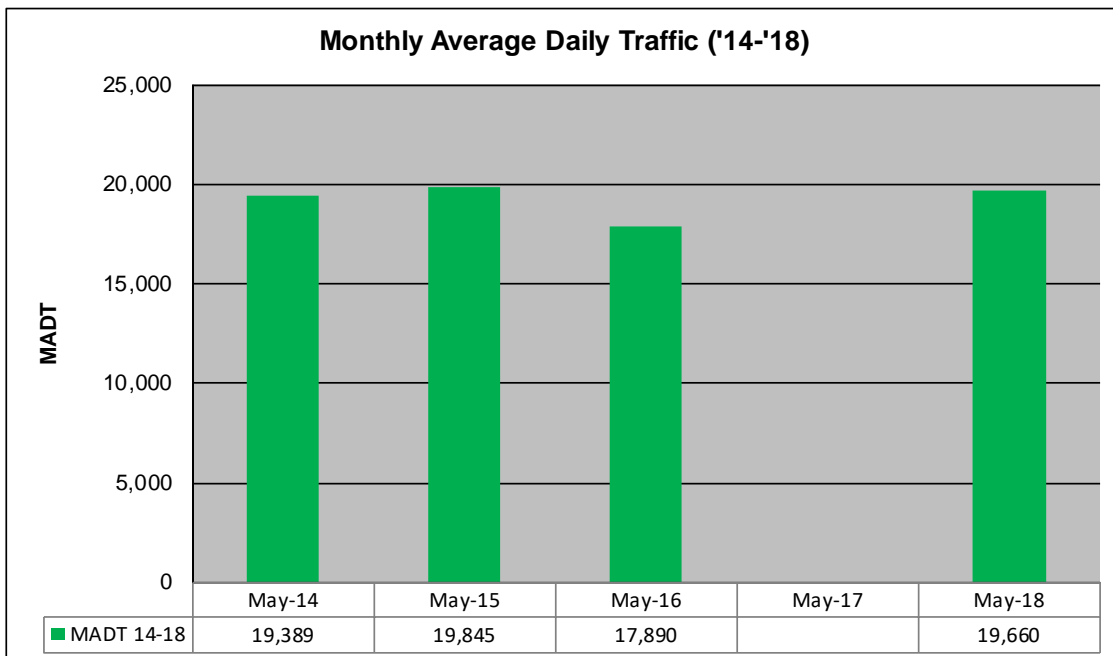
MONTHLY REPORT, STATION NO. 402 (ATR)

MAY 2018

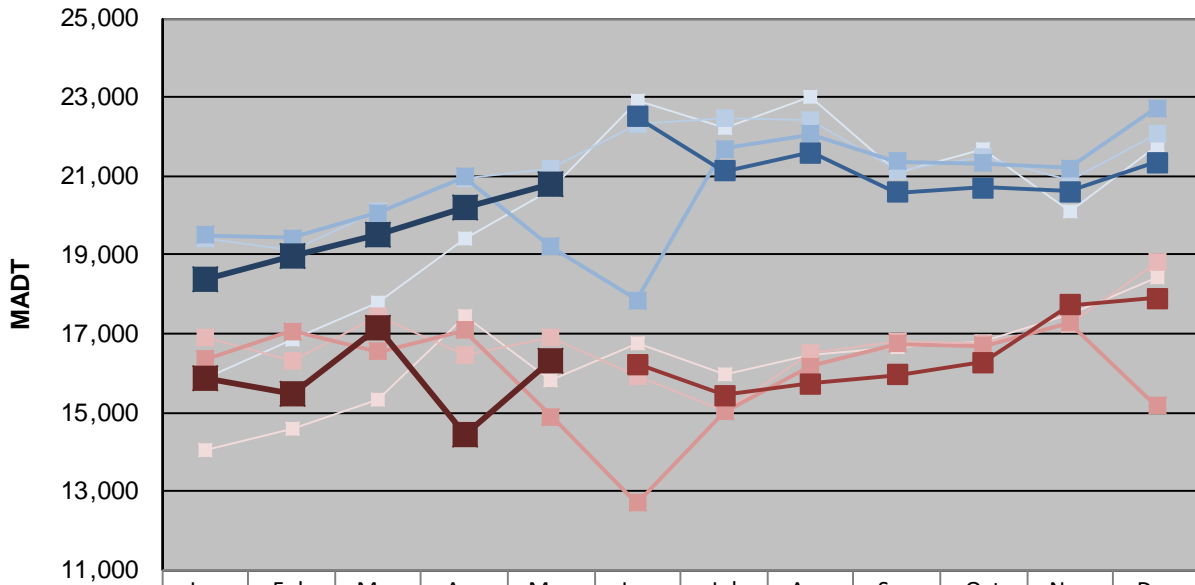
Station Measurement: VOLUME/SPEED/CLASS		
Route: CSAH 31	Route Direction: N/S	Lanes: 4
County: Hennepin	Closest City: Edina	
Functional Class: Urban Minor Arterial		
Location: S OF MSAS145 (W 70TH ST) IN EDINA		
Ref Post: 001+00.100	True Mile: 1.1	Sequence No. 9881
Volume: 609,460		MADT: 19,660
Weekday (M-F) MADT: 20,776		Weekend (Sa-Su) MADT: 16,318



Note: No data available from January to May 2017... Decrease in traffic May/June 2016 due to construction.



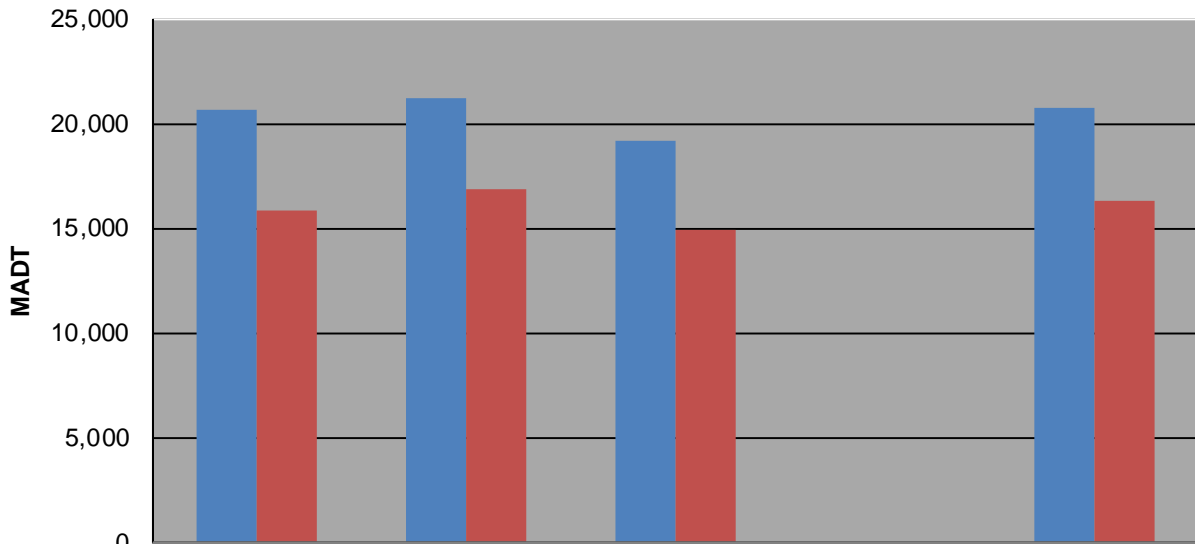
Weekday (WD)/Weekend (WE) Monthly Average Daily Traffic



	Jan	Feb	Mar	Apr	May	Jun	Jul	Aug	Sep	Oct	Nov	Dec
'14 WD	15,864	16,830	17,774	19,422	20,640	22,932	22,240	23,002	21,074	21,672	20,098	21,768
'14 WE	14,052	14,586	15,334	17,448	15,822	16,752	15,964	16,444	16,670	16,780	17,510	18,452
'15 WD	19,394	19,122	20,112	20,920	21,204	22,308	22,444	22,426	21,126	21,482	20,904	22,078
'15 WE	16,894	16,300	17,462	16,470	16,878	15,892	15,046	16,512	16,798	16,762	17,256	18,810
'16 WD	19,488	19,430	20,072	20,984	19,198	17,846	21,680	22,056	21,370	21,328	21,190	22,728
'16 WE	16,354	17,054	16,552	17,096	14,906	12,712	15,018	16,180	16,752	16,694	17,276	15,160
'17 WD						22,516	21,132	21,588	20,582	20,716	20,614	21,342
'17 WE						16,218	15,430	15,722	15,946	16,274	17,734	17,890
'18 WD	18,402	18,948	19,516	20,182	20,776							
'18 WE	15,874	15,480	17,166	14,414	16,318							

Note: 'Weekday' defined as Monday-Friday, 'Weekend' defined as Saturday-Sunday

Weekday/Weekend Monthly Average Daily Traffic ('14-'18)



	May-14	May-15	May-16	May-17	May-18
Weekday	20,640	21,204	19,198		20,776
Weekend	15,822	16,878	14,906		16,318