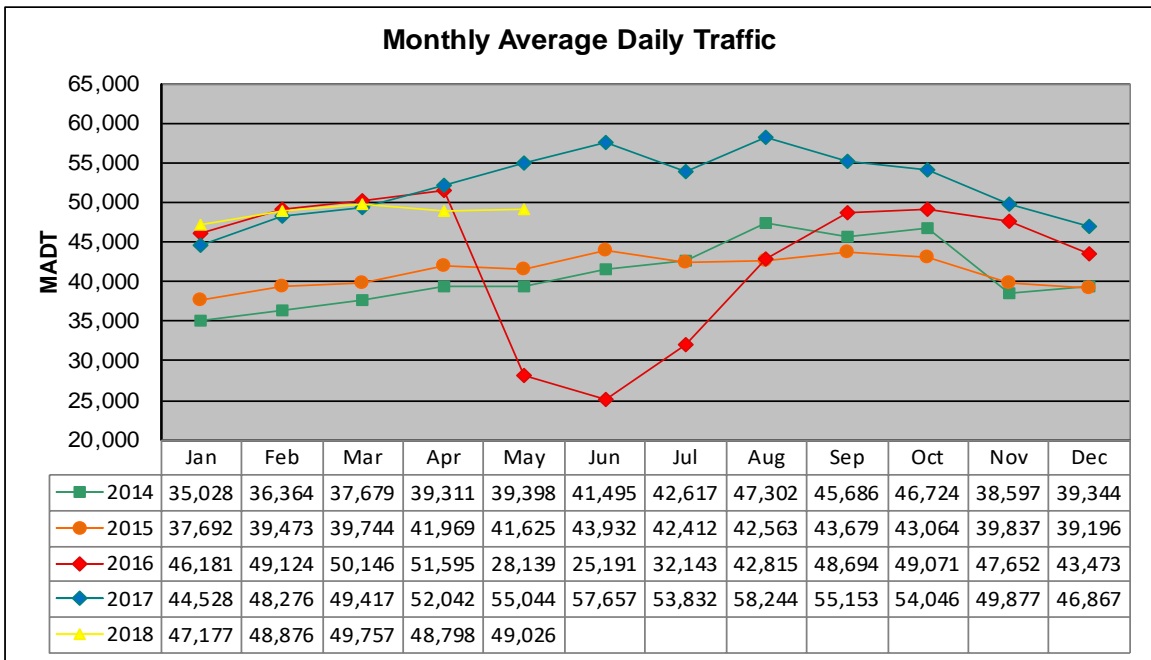


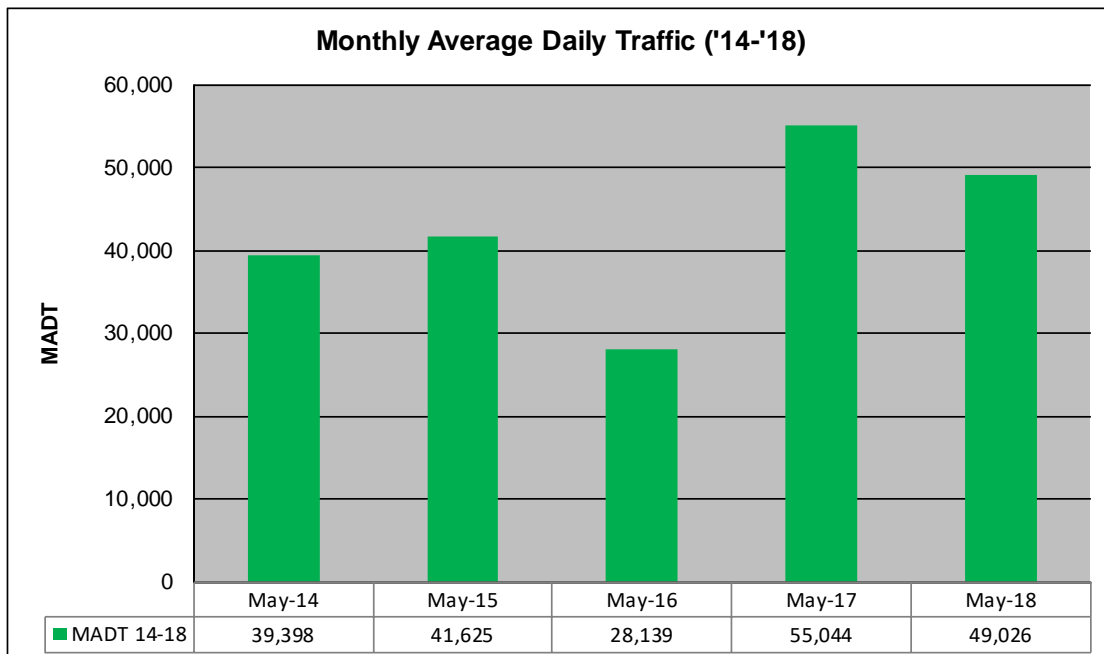
MONTHLY REPORT, STATION NO. 389 (ATR)

MAY 2018

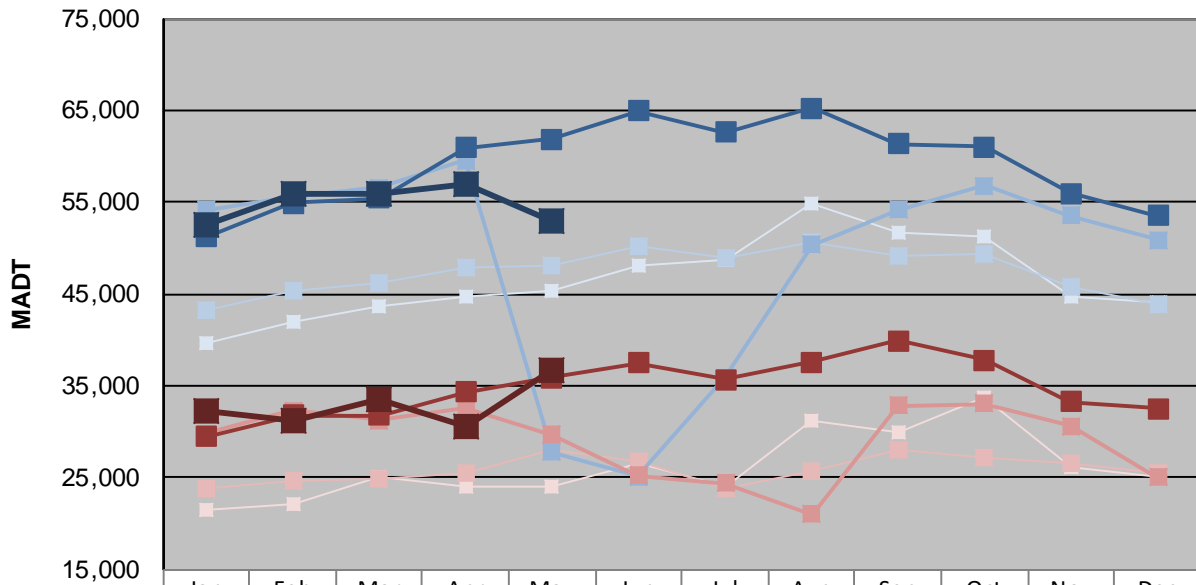
| | | |
|--|----------------------|-------------------------------------|
| Station Measurement: VOLUME | | |
| Route: TH 280 | Route Direction: N/S | Lanes: 4 |
| County: Ramsey | | Closest City: Lauderdale |
| Functional Class: Urban Principal Arterial - Other Freeways or Expressways | | |
| Location: N OF CSAH30 (LARPENTEUR AVE W) IN LAUDERDALE | | |
| Ref Post: 002+00.650 | True Mile: 2.65 | Sequence No. 9877 |
| Volume: 1,519,793 | | MADT: 49,026 |
| Weekday (M-F) MADT: 53,020 | | Weekend (Sa-Su) MADT: 36,740 |



Note: Increase in traffic July to September 2014 and September 2016 due to detour from I-35W... Decrease in traffic May to July 2016 and May 2018 due to construction on TH 280



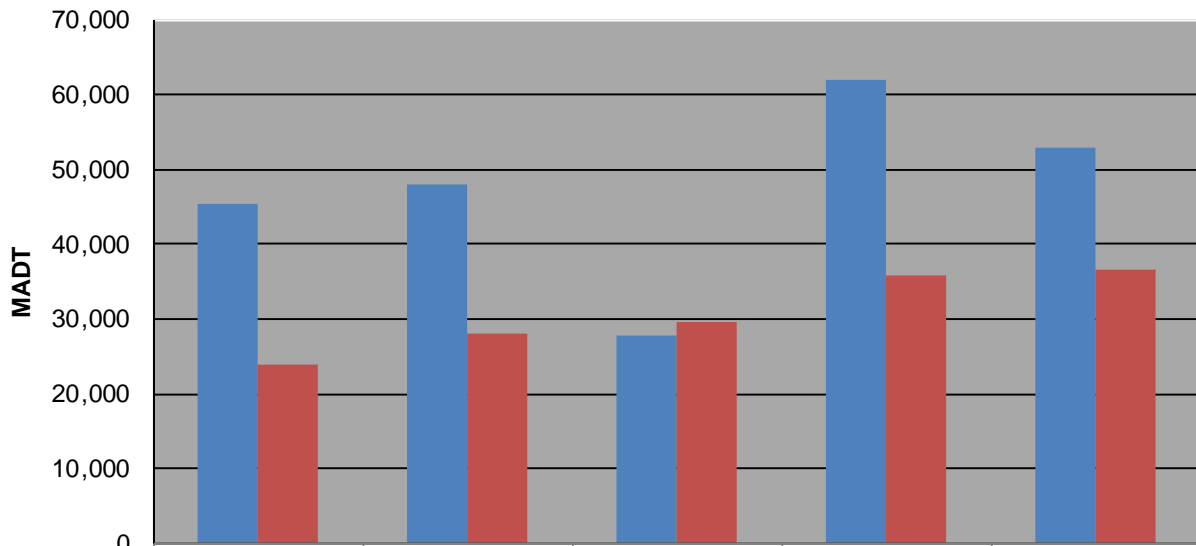
Weekday (WD)/Weekend (WE) Monthly Average Daily Traffic



| | Jan | Feb | Mar | Apr | May | Jun | Jul | Aug | Sep | Oct | Nov | Dec |
|--------|--------|--------|--------|--------|--------|--------|--------|--------|--------|--------|--------|--------|
| '14 WD | 39,606 | 42,040 | 43,752 | 44,764 | 45,394 | 48,066 | 48,722 | 54,960 | 51,634 | 51,176 | 44,792 | 44,144 |
| '14 WE | 21,454 | 22,176 | 25,108 | 24,118 | 24,046 | 26,658 | 24,084 | 31,236 | 29,868 | 33,740 | 26,204 | 25,160 |
| '15 WD | 43,294 | 45,418 | 46,104 | 47,866 | 48,018 | 50,204 | 48,880 | 50,644 | 49,220 | 49,322 | 45,700 | 43,862 |
| '15 WE | 23,846 | 24,612 | 24,942 | 25,612 | 28,032 | 26,882 | 23,876 | 25,770 | 28,040 | 27,242 | 26,646 | 25,448 |
| '16 WD | 54,210 | 55,626 | 56,584 | 59,540 | 27,776 | 25,174 | 35,892 | 50,396 | 54,208 | 56,822 | 53,544 | 50,852 |
| '16 WE | 29,764 | 32,336 | 31,294 | 32,594 | 29,640 | 25,232 | 24,420 | 20,978 | 32,832 | 33,042 | 30,664 | 24,990 |
| '17 WD | 51,220 | 54,890 | 55,426 | 60,902 | 61,914 | 64,918 | 62,604 | 65,298 | 61,350 | 61,078 | 55,950 | 53,524 |
| '17 WE | 29,482 | 31,744 | 31,840 | 34,322 | 35,908 | 37,522 | 35,738 | 37,604 | 39,900 | 37,828 | 33,240 | 32,514 |
| '18 WD | 52,616 | 55,950 | 55,948 | 57,000 | 53,020 | | | | | | | |
| '18 WE | 32,188 | 31,190 | 33,598 | 30,566 | 36,740 | | | | | | | |

Note: 'Weekday' defined as Monday-Friday, 'Weekend' defined as Saturday-Sunday

Weekday/Weekend Monthly Average Daily Traffic ('14-'18)



| | May-14 | May-15 | May-16 | May-17 | May-18 |
|---------|--------|--------|--------|--------|--------|
| Weekday | 45,394 | 48,018 | 27,776 | 61,914 | 53,020 |
| Weekend | 24,046 | 28,032 | 29,640 | 35,908 | 36,740 |