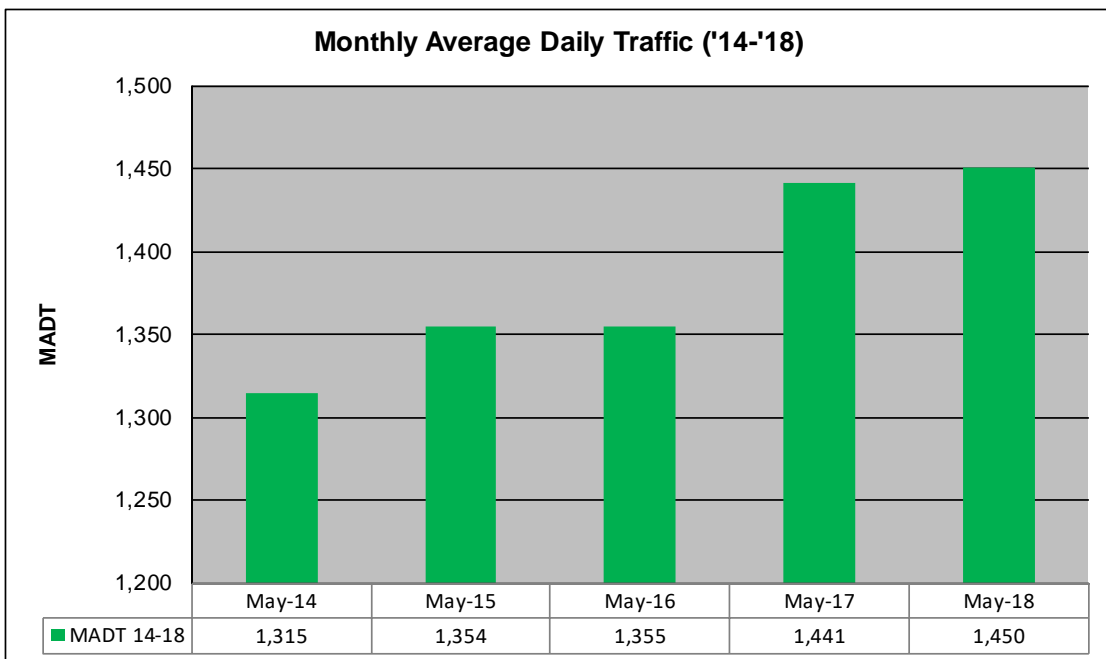
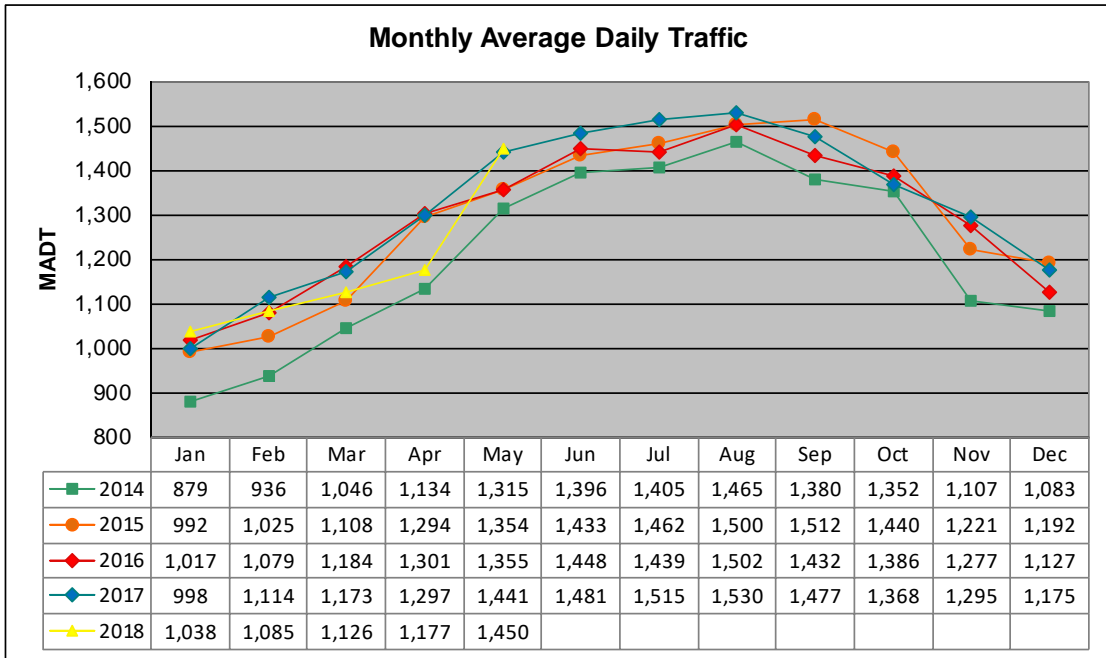


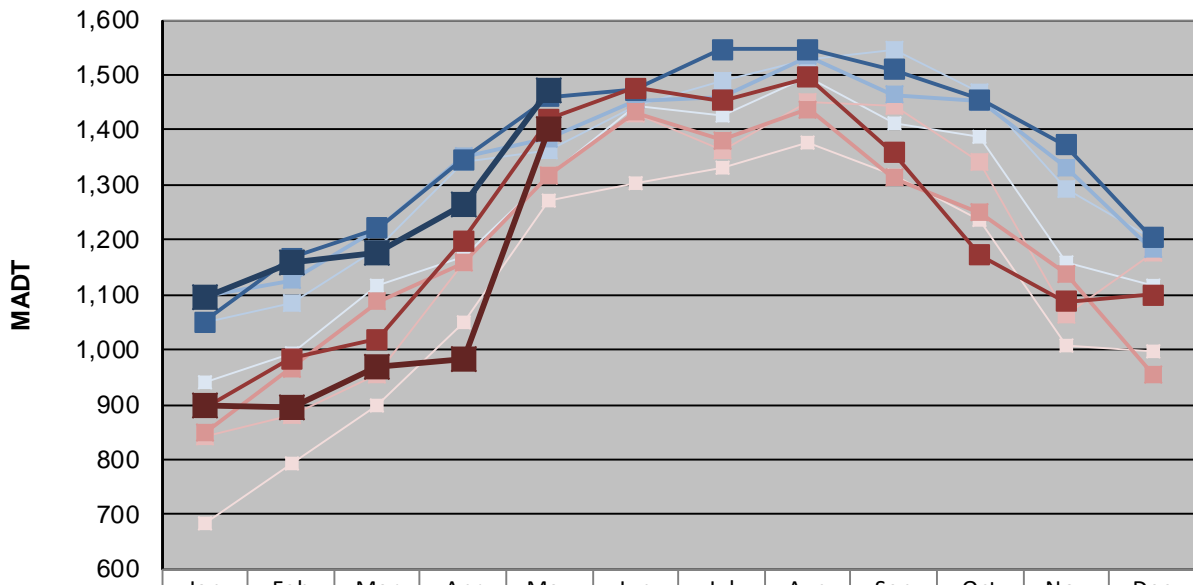
MONTHLY REPORT, STATION NO. 233 (ATR)

MAY 2018

Station Measurement: VOLUME/SPEED/CLASS		
Route: CSAH 9	Route Direction: N/S	Lanes: 2
County: Sibley	Closest City: Arlington	
Functional Class: Rural Major Collector		
Location: .7 MI N OF 226TH ST, N OF ARLINGTON		
Ref Post: 014+00.025	True Mile: 14.025	Sequence No. 22510
Volume: 44,956		MADT: 1,450
Weekday (M-F) MADT: 1,472		Weekend (Sa-Su) MADT: 1,402



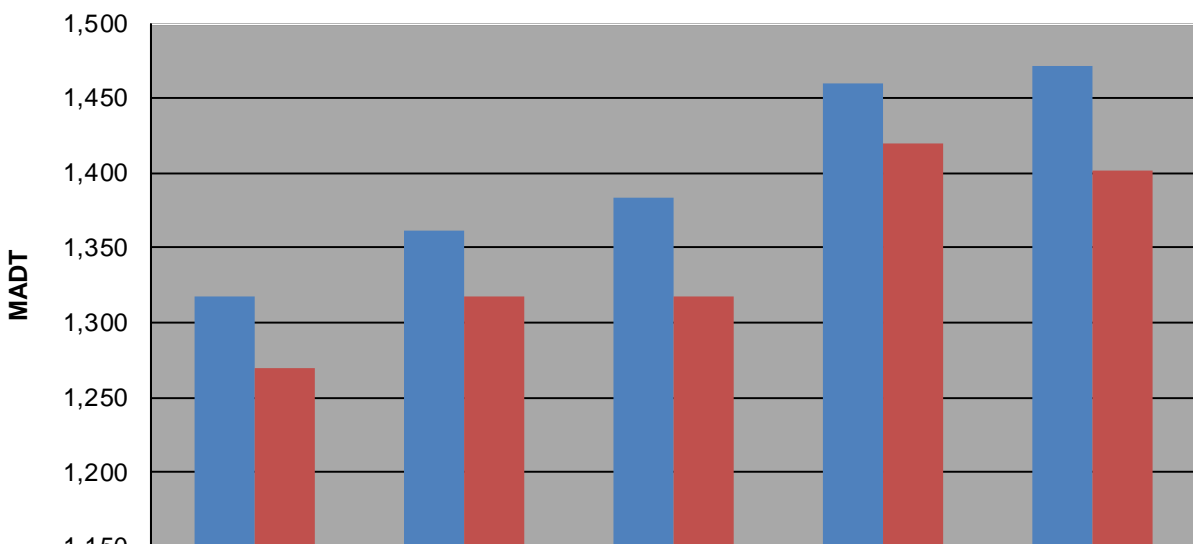
Weekday (WD)/Weekend (WE) Monthly Average Daily Traffic



	Jan	Feb	Mar	Apr	May	Jun	Jul	Aug	Sep	Oct	Nov	Dec
'14 WD	940	994	1,118	1,170	1,318	1,444	1,426	1,496	1,412	1,386	1,158	1,116
'14 WE	684	792	898	1,050	1,270	1,304	1,330	1,376	1,316	1,236	1,008	996
'15 WD	1,050	1,084	1,182	1,340	1,362	1,442	1,488	1,528	1,544	1,470	1,294	1,202
'15 WE	842	882	956	1,158	1,318	1,430	1,364	1,452	1,444	1,342	1,064	1,176
'16 WD	1,096	1,126	1,220	1,352	1,384	1,454	1,458	1,534	1,464	1,452	1,332	1,182
'16 WE	848	966	1,088	1,158	1,318	1,432	1,382	1,438	1,312	1,250	1,138	956
'17 WD	1,050	1,166	1,222	1,346	1,460	1,472	1,546	1,546	1,510	1,456	1,372	1,204
'17 WE	894	984	1,018	1,198	1,420	1,476	1,454	1,496	1,358	1,172	1,088	1,100
'18 WD	1,094	1,160	1,178	1,264	1,472							
'18 WE	898	896	970	984	1,402							

Note: 'Weekday' defined as Monday-Friday, 'Weekend' defined as Saturday-Sunday

Weekday/Weekend Monthly Average Daily Traffic ('14-'18)



	May-14	May-15	May-16	May-17	May-18
Weekday	1,318	1,362	1,384	1,460	1,472
Weekend	1,270	1,318	1,318	1,420	1,402