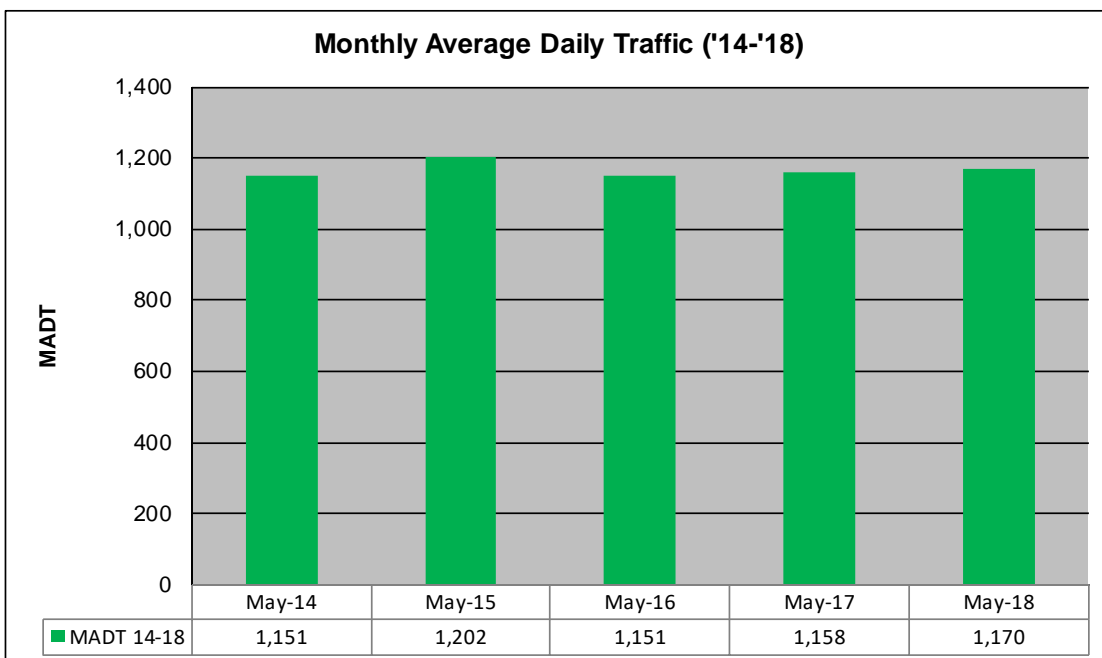
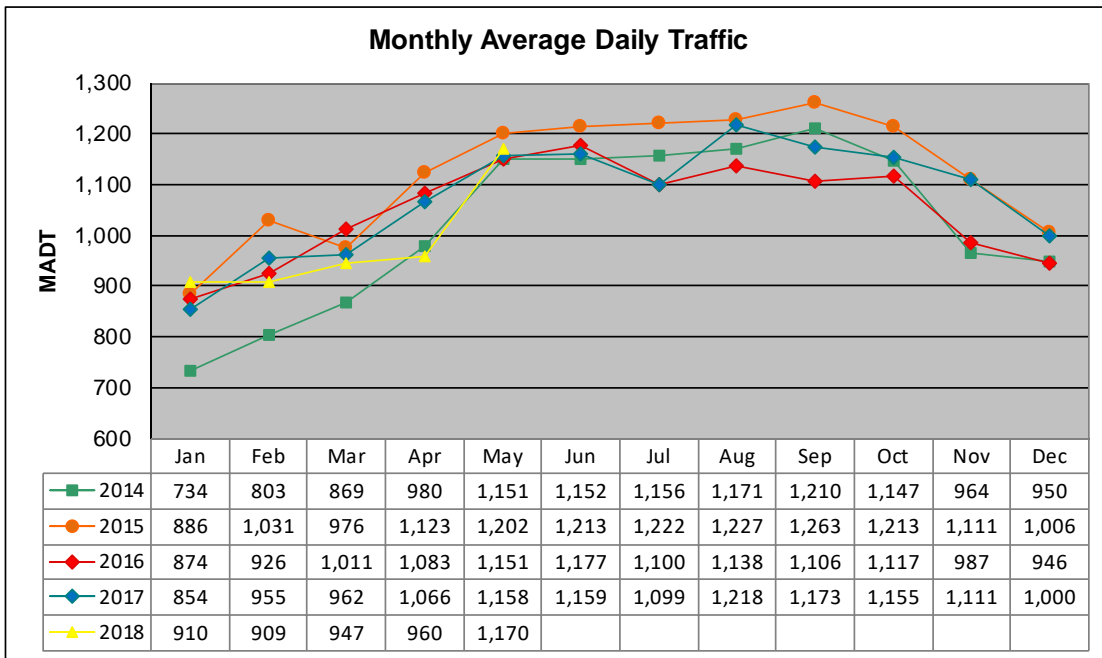


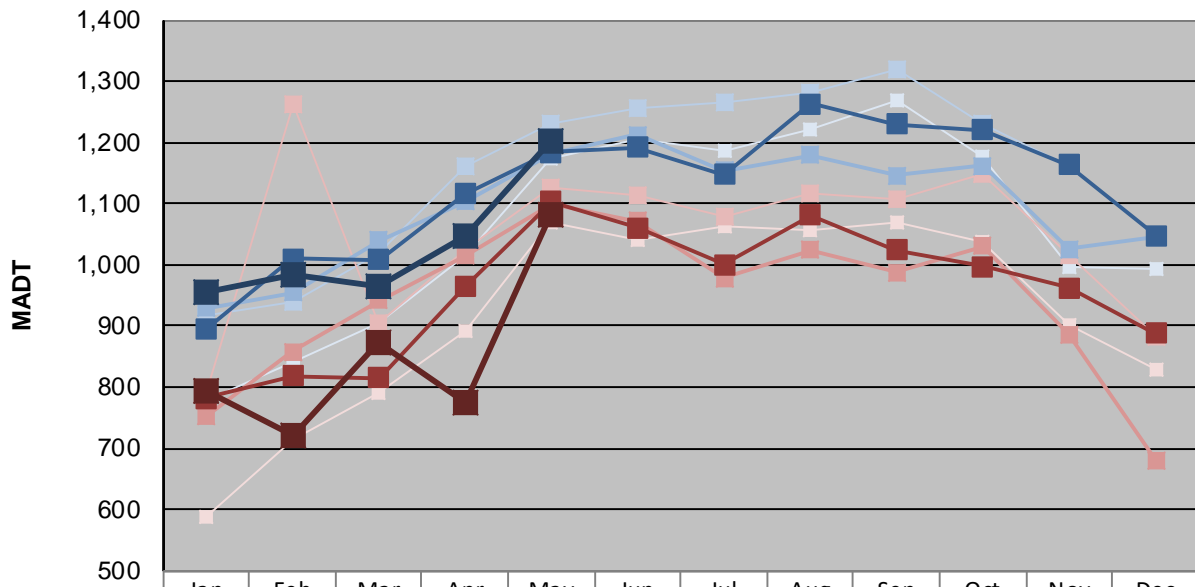
MONTHLY REPORT, STATION NO. 229 (ATR)

MAY 2018

Station Measurement: VOLUME/SPEED/CLASS		
Route: CSAH 18	Route Direction: E/W	Lanes: 2
County: McLeod	Closest City: Hutchinson	
Functional Class: Rural Major Collector		
Location: 4.3 MI W OF CSAH7, SW OF HUTCHINSON		
Ref Post: 000+00.535	True Mile: 0.535	Sequence No. 19125
Volume: 36,263		MADT: 1,170
Weekday (M-F) MADT: 1,202		Weekend (Sa-Su) MADT: 1,082



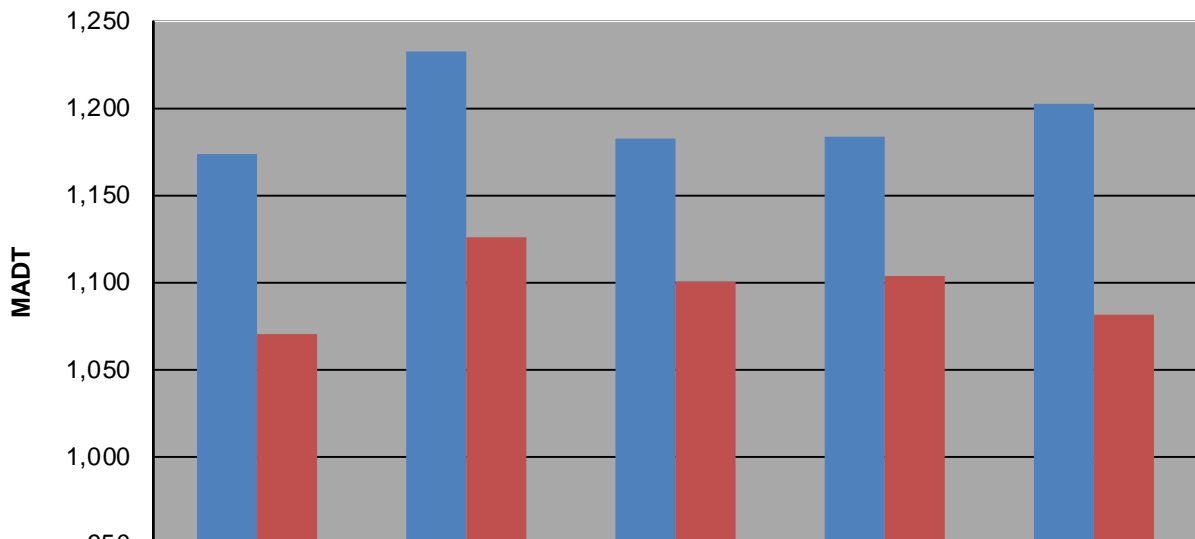
Weekday (WD)/Weekend (WE) Monthly Average Daily Traffic



	Jan	Feb	Mar	Apr	May	Jun	Jul	Aug	Sep	Oct	Nov	Dec
'14 WD	778	840	906	1,014	1,174	1,204	1,186	1,222	1,270	1,178	998	994
'14 WE	588	714	792	892	1,070	1,040	1,064	1,056	1,070	1,038	900	830
'15 WD	918	938	1,018	1,162	1,232	1,256	1,266	1,282	1,320	1,230	1,160	1,048
'15 WE	790	1,264	904	1,024	1,126	1,114	1,078	1,116	1,108	1,150	1,016	882
'16 WD	930	954	1,040	1,104	1,182	1,212	1,154	1,180	1,146	1,162	1,026	1,046
'16 WE	752	858	942	1,014	1,100	1,072	978	1,024	988	1,030	886	680
'17 WD	894	1,010	1,008	1,116	1,184	1,192	1,148	1,264	1,230	1,220	1,164	1,048
'17 WE	782	818	816	964	1,104	1,060	1,000	1,082	1,024	998	962	888
'18 WD	956	984	966	1,046	1,202							
'18 WE	794	722	872	776	1,082							

Note: 'Weekday' defined as Monday-Friday, 'Weekend' defined as Saturday-Sunday

Weekday/Weekend Monthly Average Daily Traffic ('14-'18)



	May-14	May-15	May-16	May-17	May-18
Weekday	1,174	1,232	1,182	1,184	1,202
Weekend	1,070	1,126	1,100	1,104	1,082