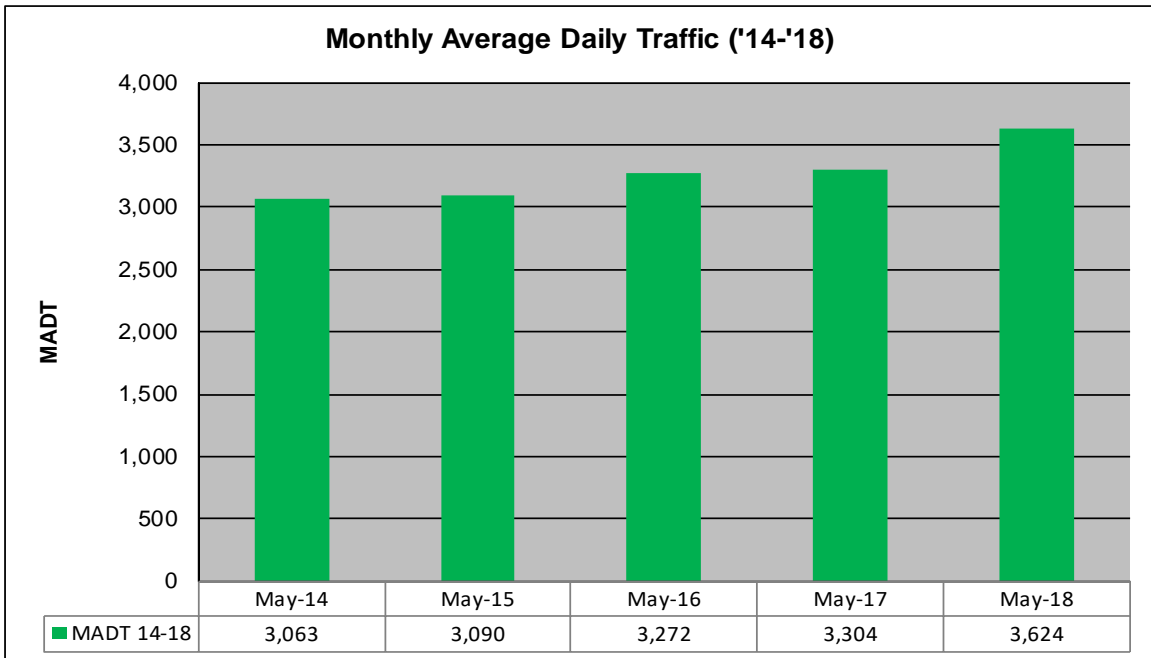
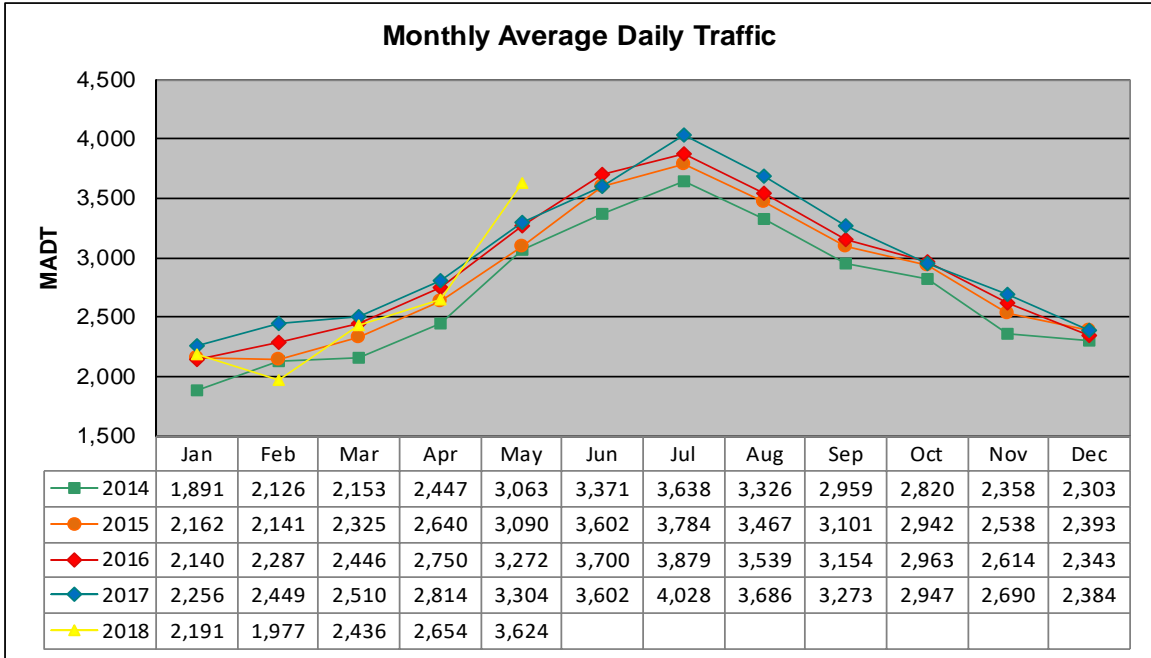


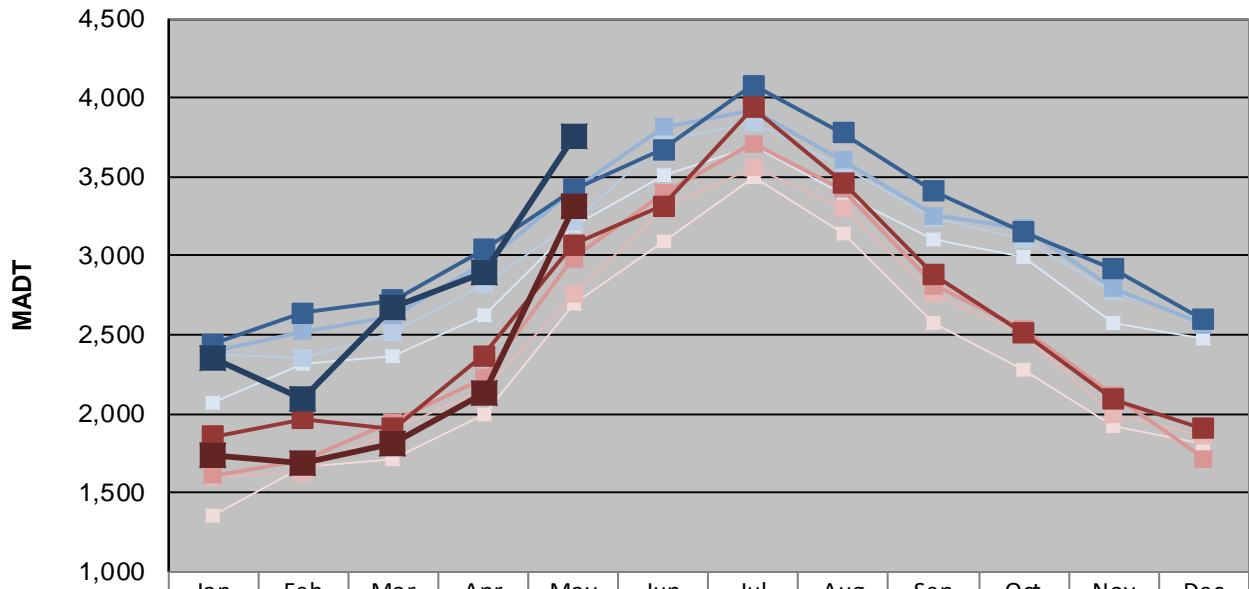
# MONTHLY REPORT, STATION NO. 225 (ATR)

## MAY 2018

Station Measurement: VOLUME/SPEED/CLASS		
Route: TH 210	Route Direction: E/W	Lanes: 2
County: Ottertail		Closest City: Battle Lake
Functional Class: Rural Principal Arterial - Other		
Location: 2 MI W OF CSAH47, W OF BATTLE LAKE		
Ref Post: 041+00.748	True Mile: 41.615	Sequence No. 6735
<b>Volume: 112,333</b>		<b>MADT: 3,624</b>
<b>Weekday (M-F) MADT: 3,750</b>		<b>Weekend (Sa-Su) MADT: 3,312</b>



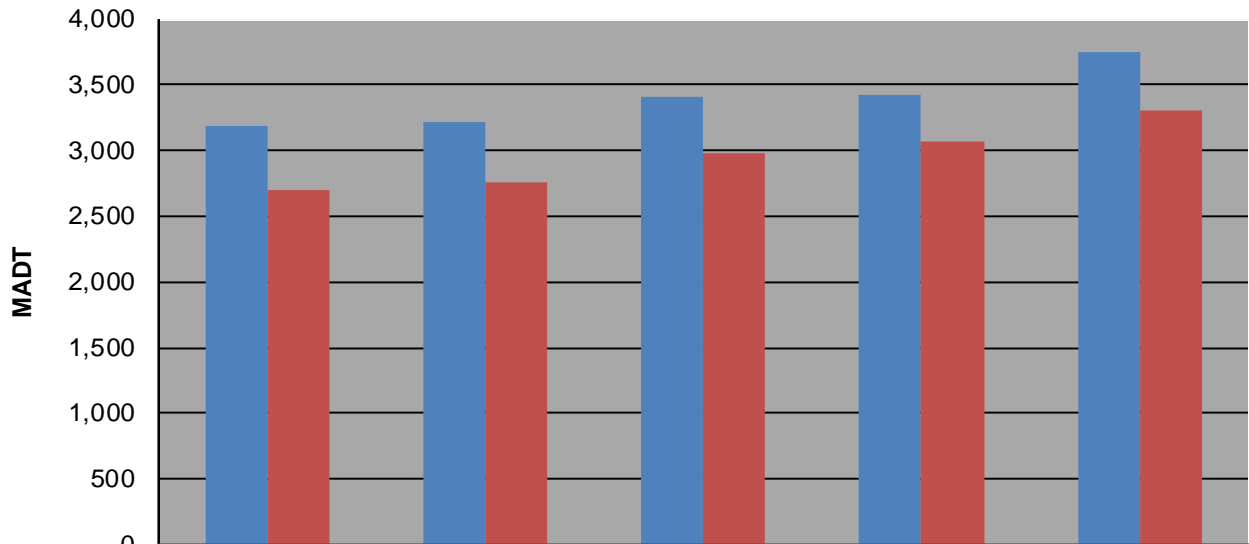
### Weekday (WD)/Weekend (WE) Monthly Average Daily Traffic



	Jan	Feb	Mar	Apr	May	Jun	Jul	Aug	Sep	Oct	Nov	Dec
'14 WD	2,072	2,314	2,368	2,626	3,184	3,510	3,692	3,386	3,108	2,998	2,578	2,478
'14 WE	1,358	1,658	1,712	1,990	2,702	3,094	3,502	3,136	2,574	2,282	1,916	1,812
'15 WD	2,378	2,346	2,516	2,814	3,220	3,732	3,838	3,556	3,240	3,100	2,776	2,582
'15 WE	1,606	1,630	1,898	2,158	2,760	3,302	3,564	3,302	2,756	2,500	1,992	1,854
'16 WD	2,390	2,520	2,622	2,944	3,416	3,814	3,924	3,608	3,254	3,174	2,794	2,566
'16 WE	1,610	1,706	1,950	2,224	2,986	3,398	3,712	3,418	2,812	2,532	2,118	1,712
'17 WD	2,444	2,640	2,718	3,038	3,418	3,674	4,082	3,780	3,406	3,150	2,914	2,598
'17 WE	1,854	1,970	1,904	2,368	3,070	3,316	3,938	3,462	2,880	2,508	2,090	1,904
'18 WD	2,356	2,096	2,678	2,896	3,750							
'18 WE	1,738	1,682	1,806	2,136	3,312							

Note: 'Weekday' defined as Monday-Friday, 'Weekend' defined as Saturday-Sunday

### Weekday/Weekend Monthly Average Daily Traffic ('14-'18)



	May-14	May-15	May-16	May-17	May-18
Weekday	3,184	3,220	3,416	3,418	3,750
Weekend	2,702	2,760	2,986	3,070	3,312