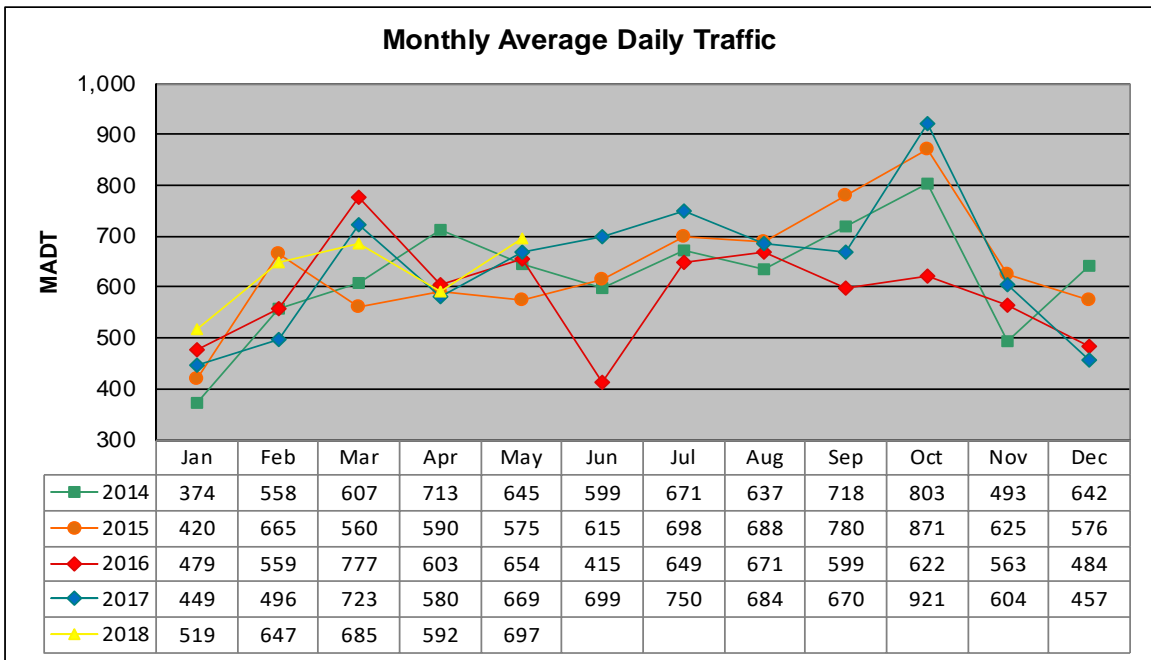


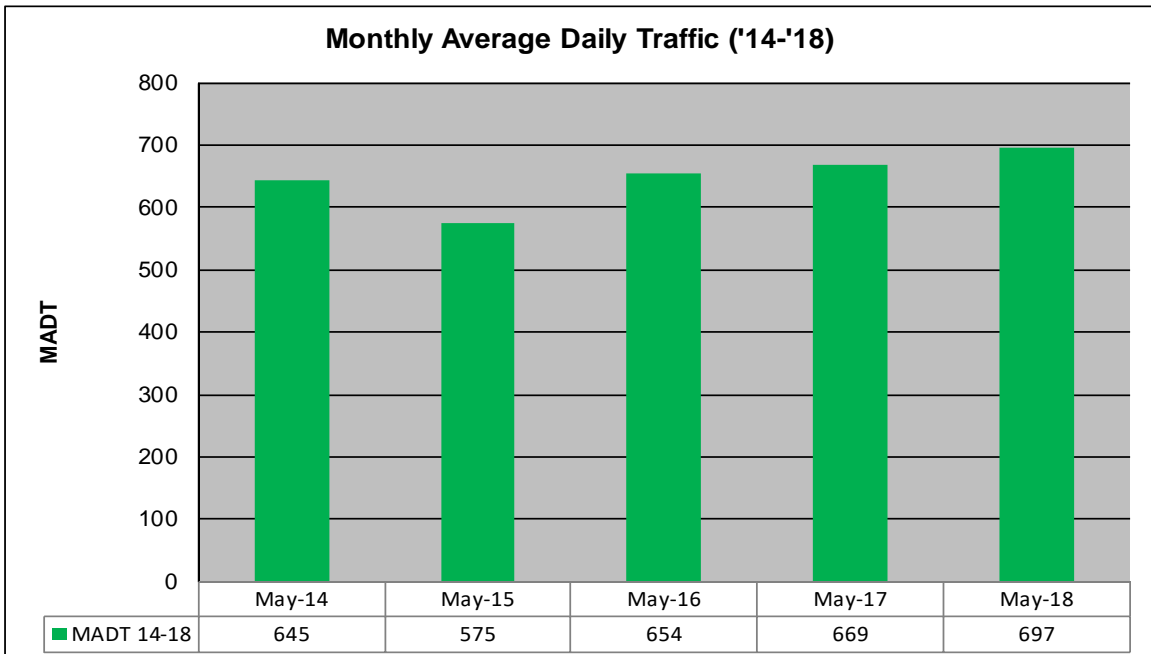
# MONTHLY REPORT, STATION NO. 209 (ATR)

## MAY 2018

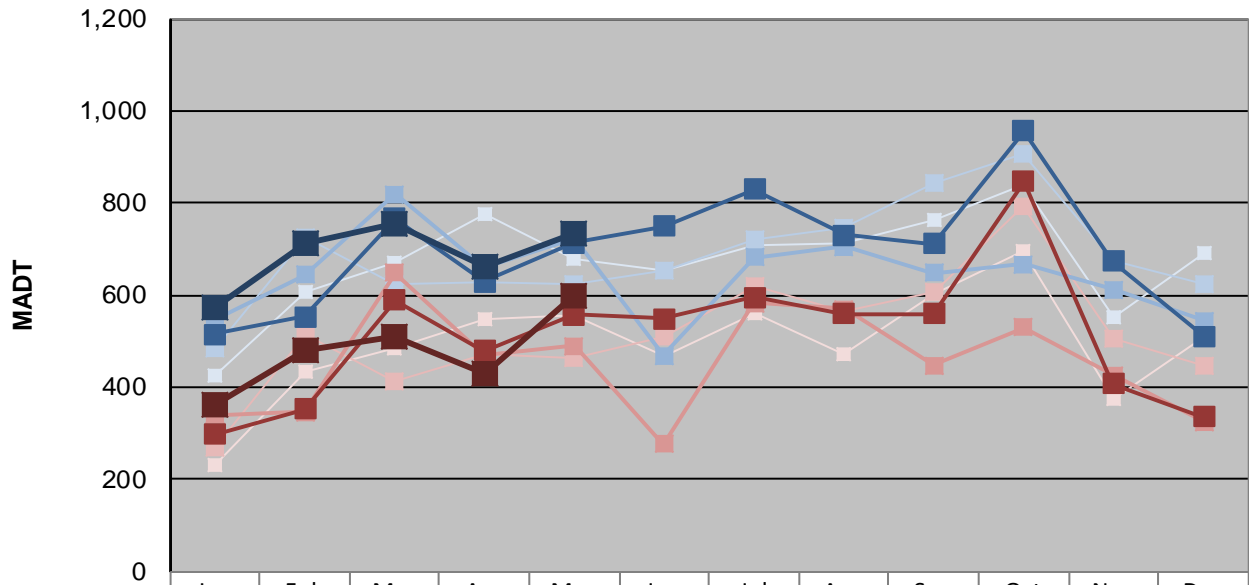
|  |                      |                                  |
|--|----------------------|----------------------------------|
| Station Measurement: VOLUME/SPEED/CLASS                  |                      |                                  |
| Route: TH 75   | Route Direction: N/S | Lanes: 2                         |
| County: Polk   | Closest City: Warren |                                  |
| Functional Class: Rural Minor Arterial                   |                      |                                  |
| Location: 1.7 MI N OF CSAH23 (40TH AVE NW), SE OF WARREN |                      |                                  |
| Ref Post: 343+00.155                                     | True Mile: 343.144   | Sequence No. 6723                |
| <b>Volume: 21,592</b>                                    |                      | <b>MADT: 697</b>                 |
| <b>Weekday (M-F) MADT: 734</b>                           |                      | <b>Weekend (Sa-Su) MADT: 598</b> |



Note: Increase in traffic December 2014 and 2015 due to detours... Decrease in traffic June and September to October 2016 due to construction on TH 75



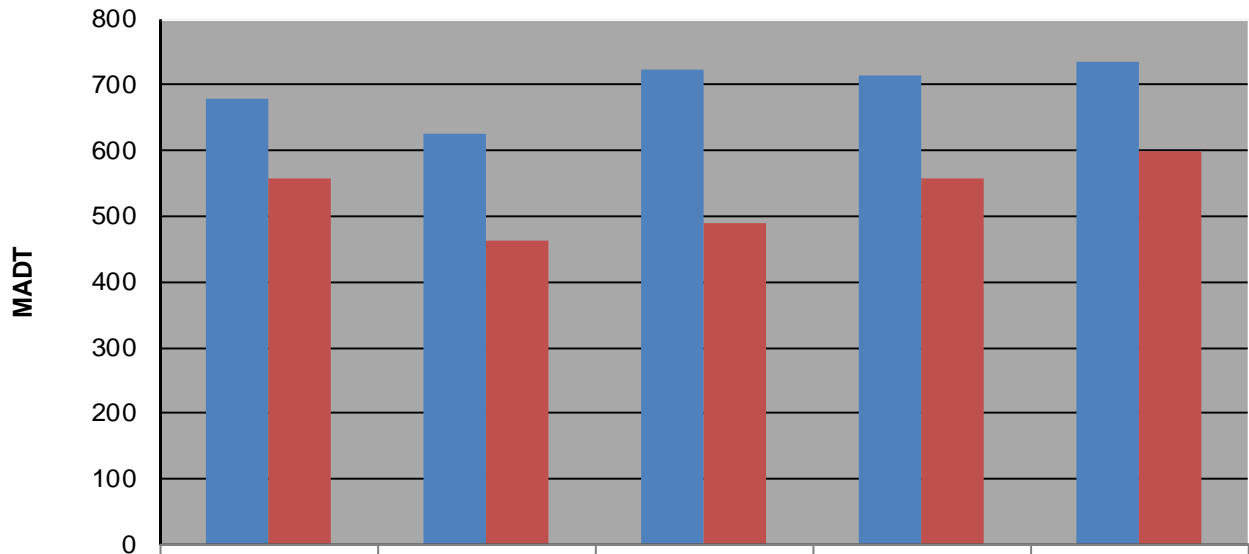
### Weekday (WD)/Weekend (WE) Monthly Average Daily Traffic



|        | Jan | Feb | Mar | Apr | May | Jun | Jul | Aug | Sep | Oct | Nov | Dec |
|--------|-----|-----|-----|-----|-----|-----|-----|-----|-----|-----|-----|-----|
| '14 WD | 424 | 608 | 670 | 776 | 678 | 654 | 708 | 712 | 762 | 840 | 552 | 692 |
| '14 WE | 230 | 432 | 484 | 550 | 558 | 468 | 560 | 474 | 602 | 696 | 374 | 508 |
| '15 WD | 484 | 724 | 622 | 630 | 626 | 654 | 722 | 746 | 842 | 906 | 674 | 622 |
| '15 WE | 270 | 516 | 414 | 472 | 462 | 508 | 620 | 566 | 606 | 792 | 504 | 448 |
| '16 WD | 548 | 644 | 820 | 658 | 722 | 468 | 682 | 706 | 648 | 668 | 612 | 544 |
| '16 WE | 340 | 346 | 648 | 468 | 490 | 276 | 582 | 570 | 448 | 530 | 426 | 326 |
| '17 WD | 516 | 554 | 766 | 630 | 714 | 750 | 830 | 730 | 712 | 956 | 674 | 512 |
| '17 WE | 298 | 352 | 590 | 480 | 558 | 550 | 596 | 560 | 560 | 846 | 408 | 336 |
| '18 WD | 572 | 714 | 754 | 664 | 734 |     |     |     |     |     |     |     |
| '18 WE | 364 | 482 | 508 | 430 | 598 |     |     |     |     |     |     |     |

Note: 'Weekday' defined as Monday-Friday, 'Weekend' defined as Saturday-Sunday

### Weekday/Weekend Monthly Average Daily Traffic ('14-'18)



|         | May-14 | May-15 | May-16 | May-17 | May-18 |
|---------|--------|--------|--------|--------|--------|
| Weekday | 678    | 626    | 722    | 714    | 734    |
| Weekend | 558    | 462    | 490    | 558    | 598    |