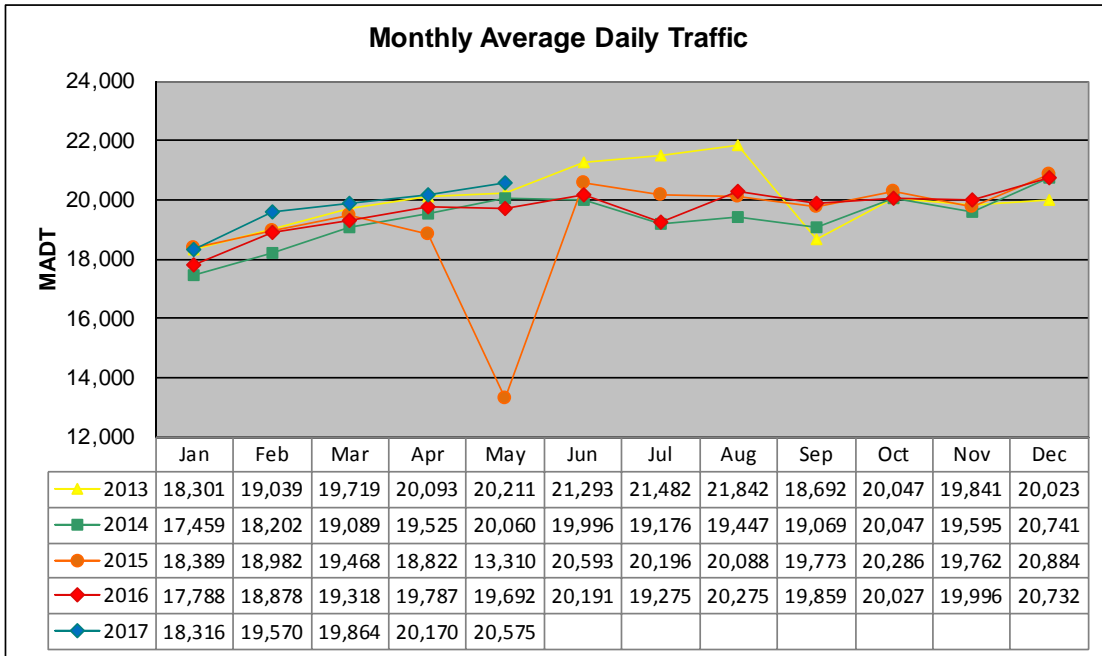


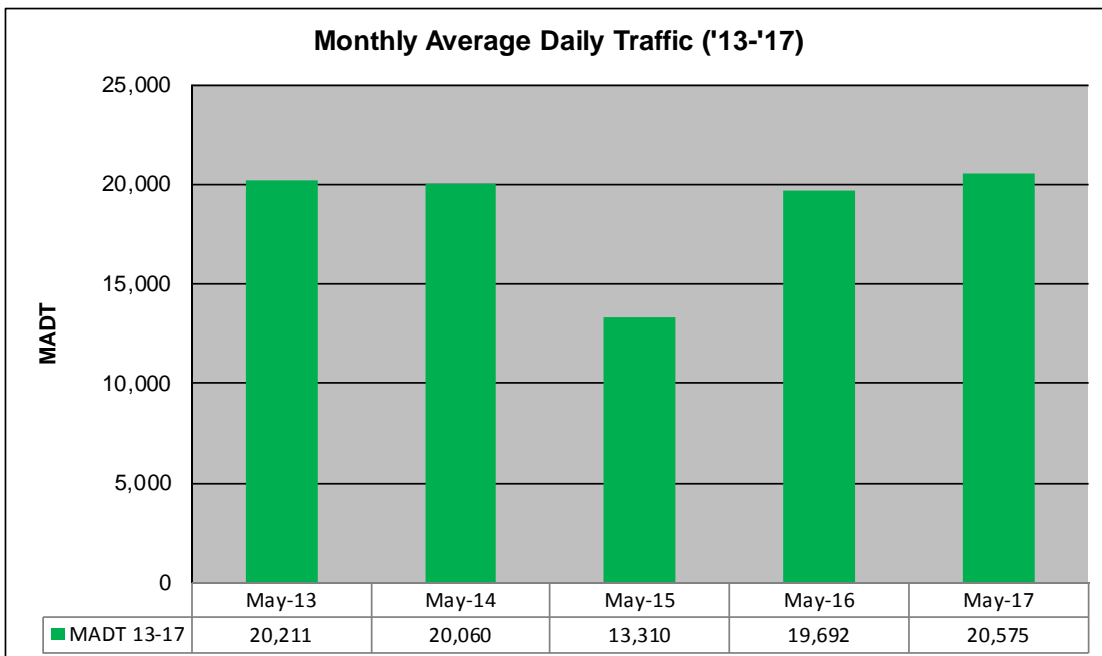
MONTHLY REPORT, STATION NO. 464 (ATR)

MAY 2017

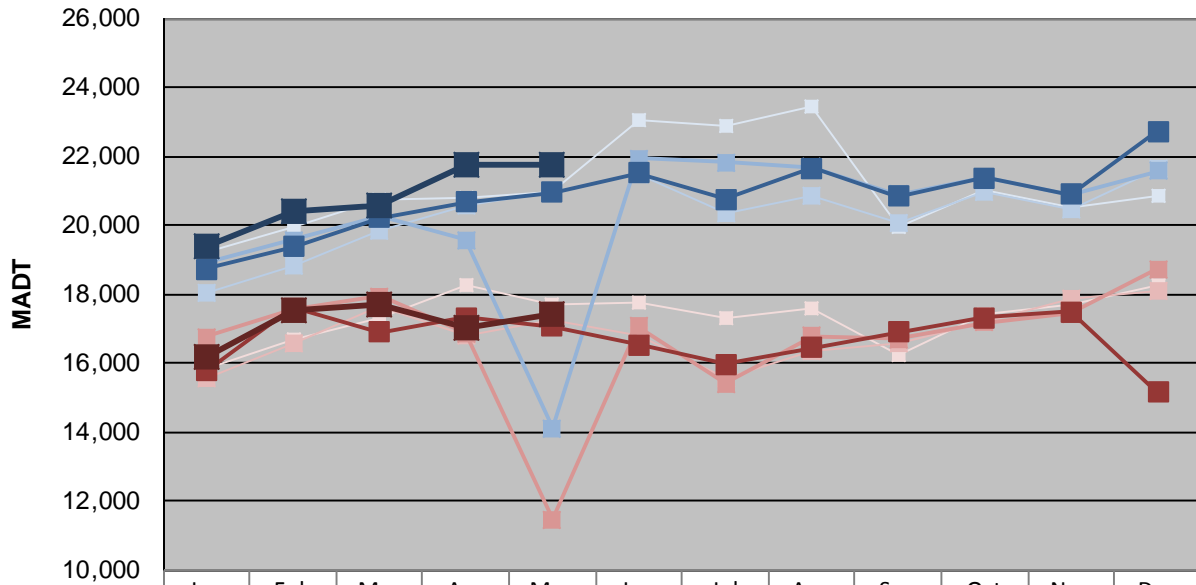
Station Measurement: VOLUME/SPEED/CLASS		
Route: CSAH 20	Route Direction: E/W	Lanes: 4
County: Ramsey	Closest City: Maplewood	
Functional Class: Urban Minor Arterial		
Location: E OF TH61 IN MAPLEWOOD		
Ref Post: 000+00.870	True Mile: 8.986	Sequence No. 9912
Volume: 637,816		MADT: 20,575
Weekday (M-F) MADT: 21,760		Weekend (Sa-Su) MADT: 17,446



Note: Decrease in traffic September 2013 and April/May 2015 due to construction on TH 61



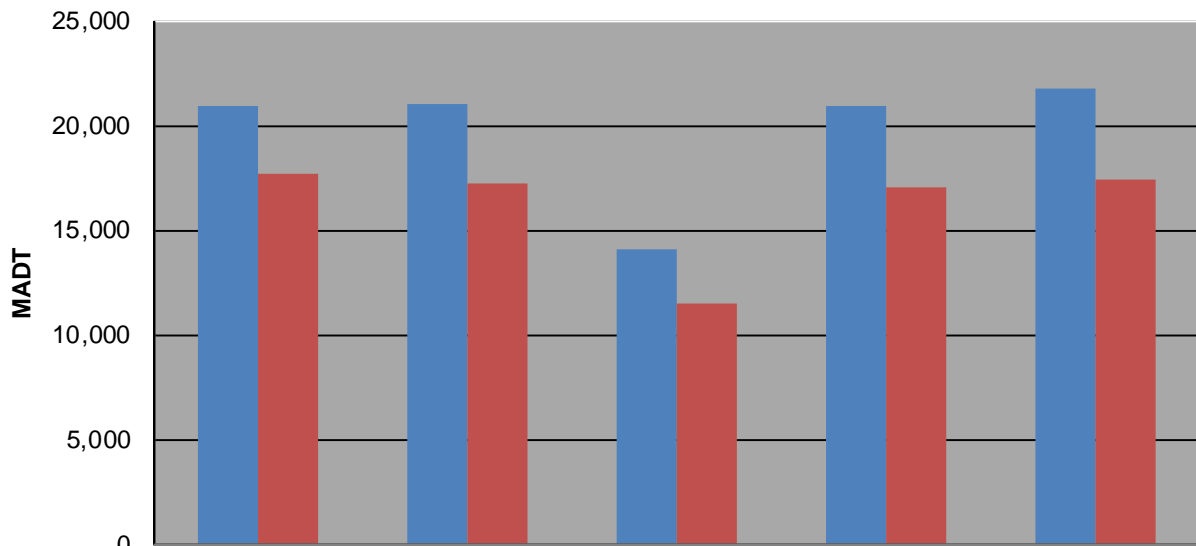
Weekday (WD)/Weekend (WE) Monthly Average Daily Traffic



	Jan	Feb	Mar	Apr	May	Jun	Jul	Aug	Sep	Oct	Nov	Dec
'13 WD	19,238	19,980	20,760	20,780	20,958	23,056	22,878	23,462	19,932	21,002	20,488	20,852
'13 WE	15,824	16,688	17,300	18,244	17,718	17,768	17,296	17,612	16,218	17,424	17,712	18,236
'14 WD	18,024	18,842	19,814	20,546	20,992	21,472	20,364	20,858	20,052	20,960	20,454	21,620
'14 WE	15,572	16,600	17,654	16,776	17,256	16,798	15,562	16,364	16,566	17,210	17,878	18,068
'15 WD	18,904	19,560	20,258	19,576	14,126	21,938	21,818	21,684	20,892	21,368	20,908	21,568
'15 WE	16,754	17,536	17,954	16,860	11,476	17,066	15,394	16,800	16,696	17,180	17,426	18,738
'16 WD	18,740	19,370	20,220	20,666	20,948	21,516	20,754	21,650	20,828	21,366	20,898	22,734
'16 WE	15,774	17,616	16,906	17,334	17,068	16,524	15,968	16,444	16,890	17,322	17,486	15,142
'17 WD	19,380	20,390	20,560	21,732	21,760							
'17 WE	16,182	17,518	17,676	17,046	17,446							

Note: 'Weekday' defined as Monday-Friday, 'Weekend' defined as Saturday-Sunday

Weekday/Weekend Monthly Average Daily Traffic ('13-'17)



	May-13	May-14	May-15	May-16	May-17
Weekday	20,958	20,992	14,126	20,948	21,760
Weekend	17,718	17,256	11,476	17,068	17,446