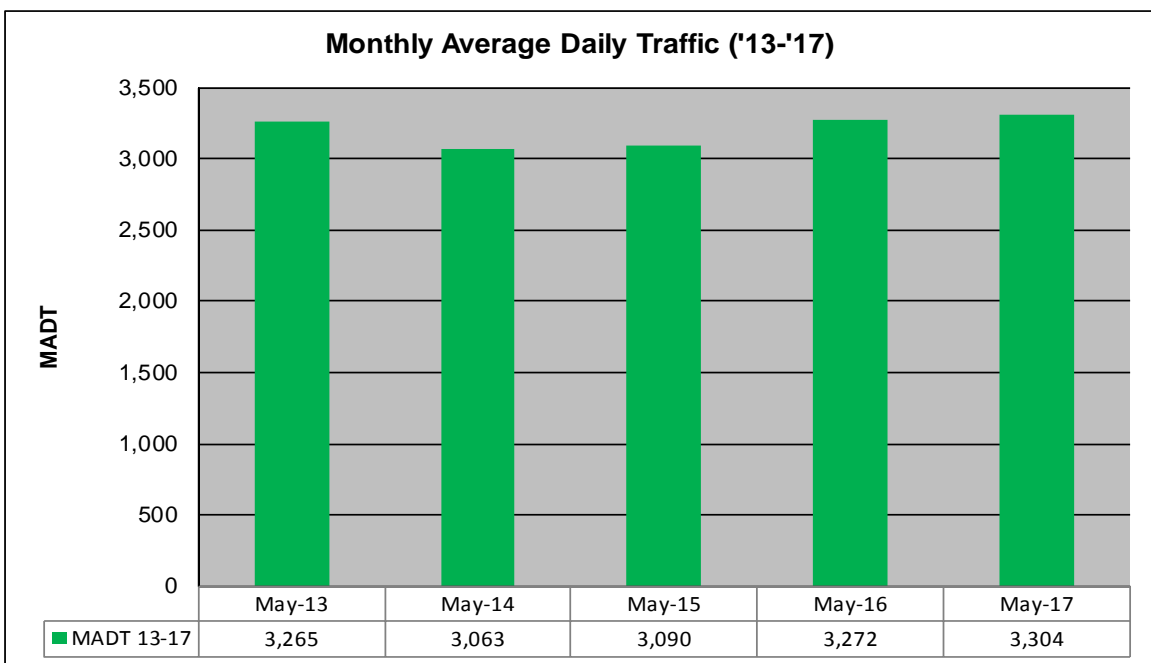
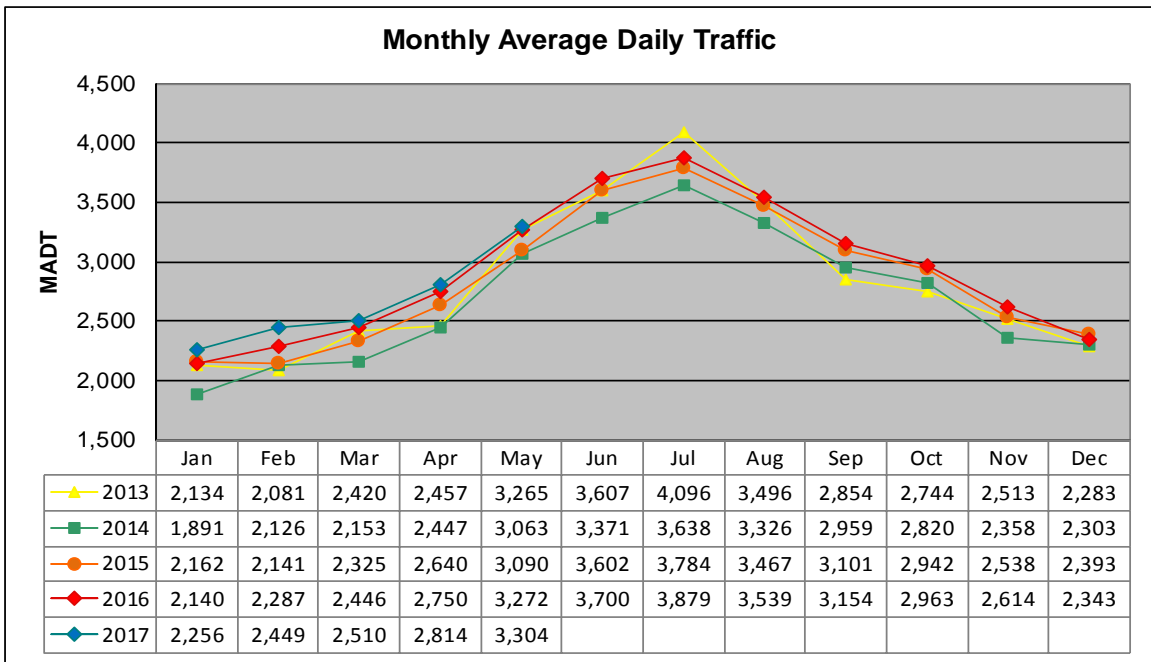


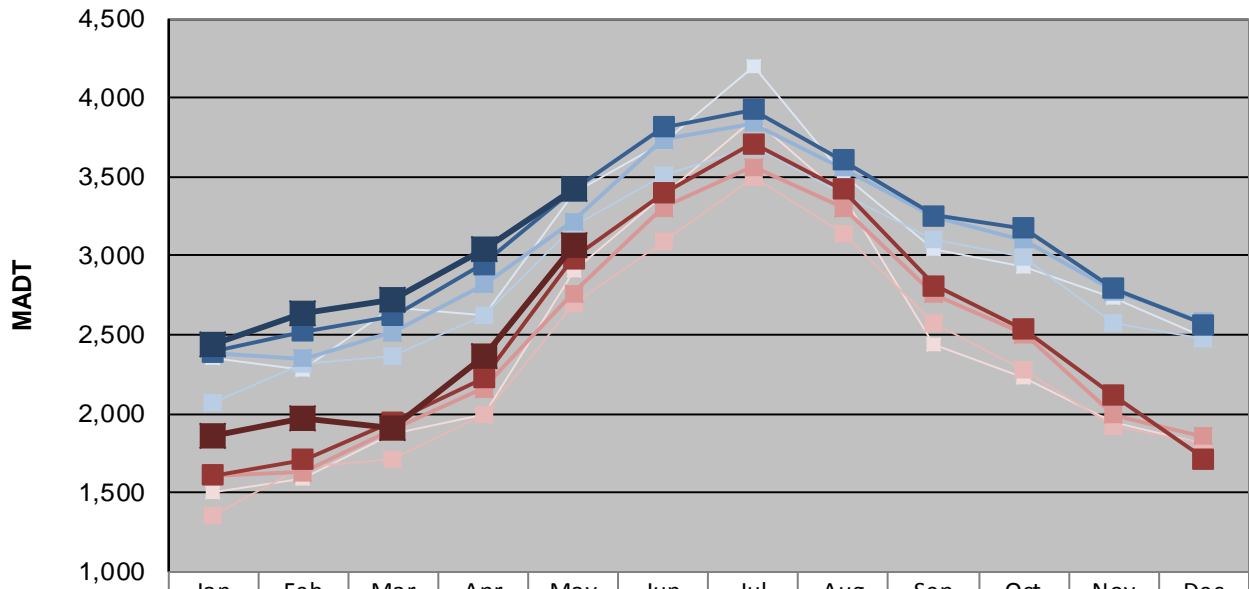
MONTHLY REPORT, STATION NO. 225 (ATR)

MAY 2017

Station Measurement: VOLUME/SPEED/CLASS		
Route: TH 210	Route Direction: E/W	Lanes: 2
County: Ottertail	Closest City: Battle Lake	
Functional Class: Rural Principal Arterial - Other		
Location: 2 MI W OF CSAH47, W OF BATTLE LAKE		
Ref Post: 041+00.748	True Mile: 41.615	Sequence No. 6735
Volume: 102,432		MADT: 3,304
Weekday (M-F) MADT: 3,418		Weekend (Sa-Su) MADT: 3,070



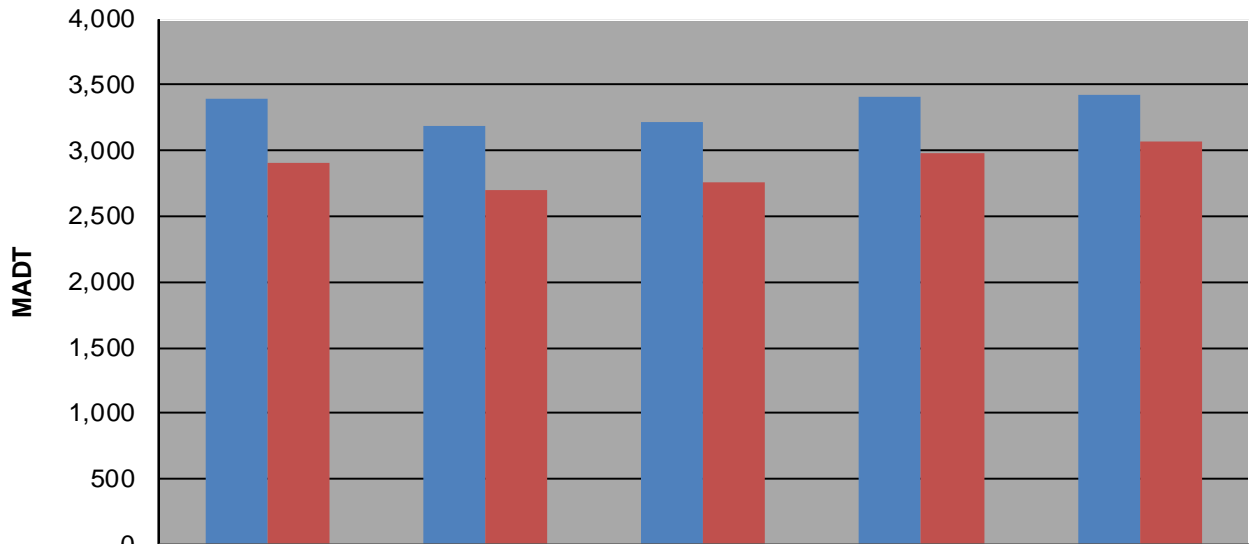
Weekday (WD)/Weekend (WE) Monthly Average Daily Traffic



	Jan	Feb	Mar	Apr	May	Jun	Jul	Aug	Sep	Oct	Nov	Dec
'13 WD	2,356	2,278	2,670	2,622	3,398	3,720	4,204	3,510	3,046	2,926	2,740	2,482
'13 WE	1,508	1,592	1,868	1,992	2,906	3,384	3,872	3,376	2,438	2,224	1,940	1,814
'14 WD	2,072	2,314	2,368	2,626	3,184	3,510	3,692	3,386	3,108	2,998	2,578	2,478
'14 WE	1,358	1,658	1,712	1,990	2,702	3,094	3,502	3,136	2,574	2,282	1,916	1,812
'15 WD	2,378	2,346	2,516	2,814	3,220	3,732	3,838	3,556	3,240	3,100	2,776	2,582
'15 WE	1,606	1,630	1,898	2,158	2,760	3,302	3,564	3,302	2,756	2,500	1,992	1,854
'16 WD	2,390	2,520	2,622	2,944	3,416	3,814	3,924	3,608	3,254	3,174	2,794	2,566
'16 WE	1,610	1,706	1,950	2,224	2,986	3,398	3,712	3,418	2,812	2,532	2,118	1,712
'17 WD	2,444	2,640	2,718	3,038	3,418							
'17 WE	1,854	1,970	1,904	2,368	3,070							

Note: 'Weekday' defined as Monday-Friday, 'Weekend' defined as Saturday-Sunday

Weekday/Weekend Monthly Average Daily Traffic ('13-'17)



	May-13	May-14	May-15	May-16	May-17
Weekday	3,398	3,184	3,220	3,416	3,418
Weekend	2,906	2,702	2,760	2,986	3,070