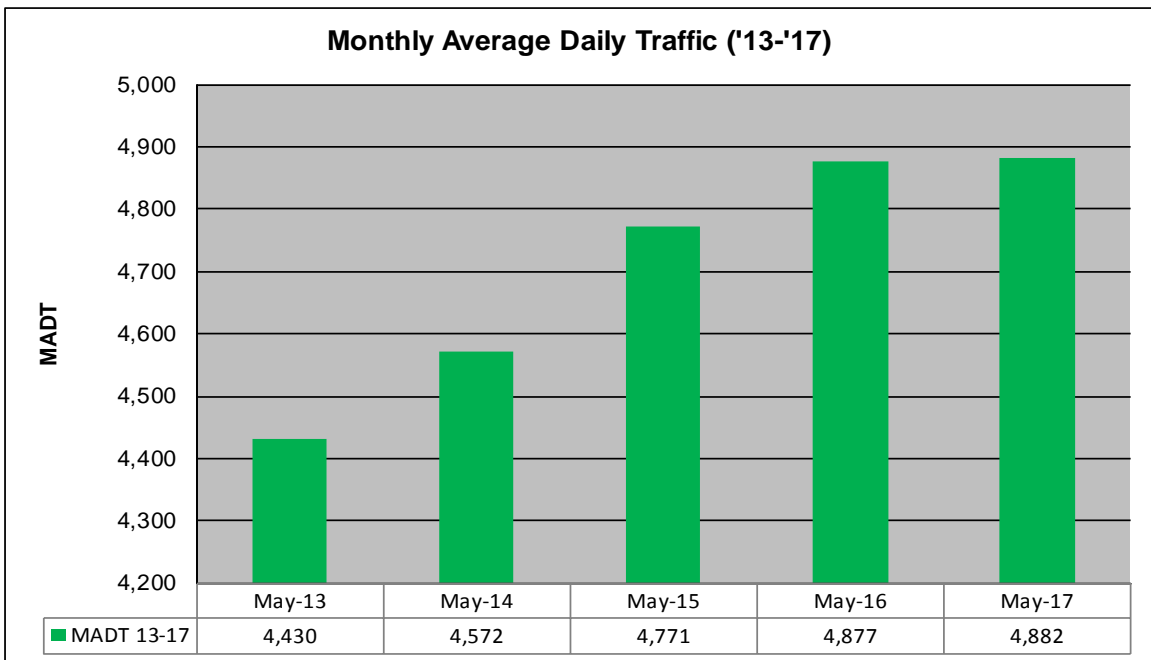
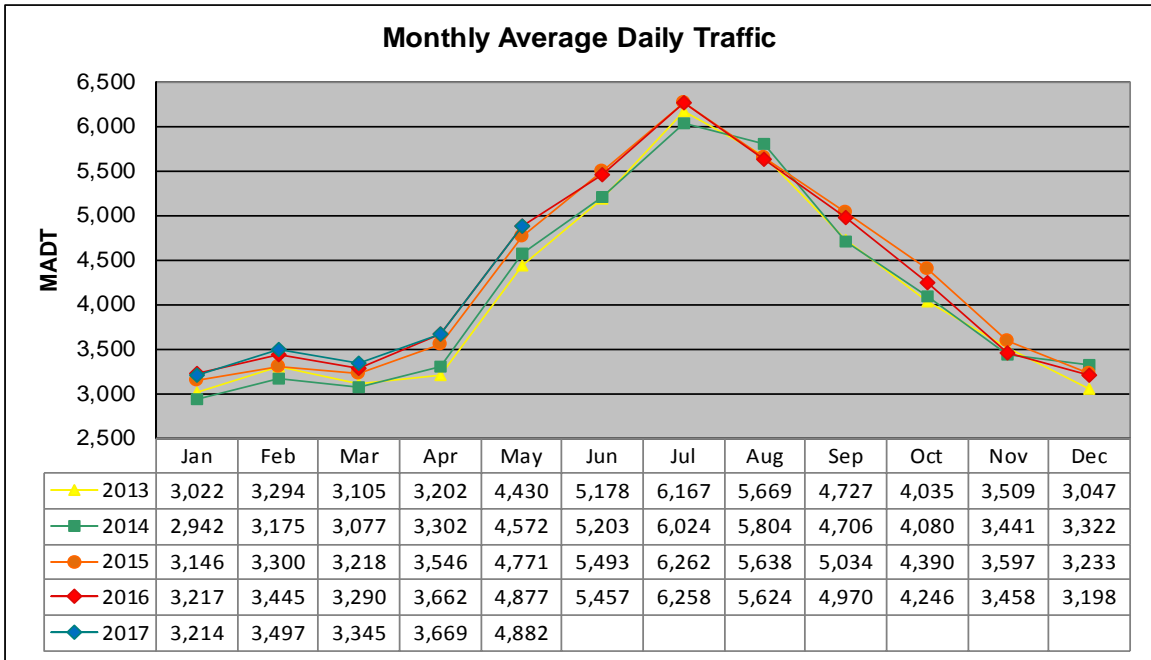


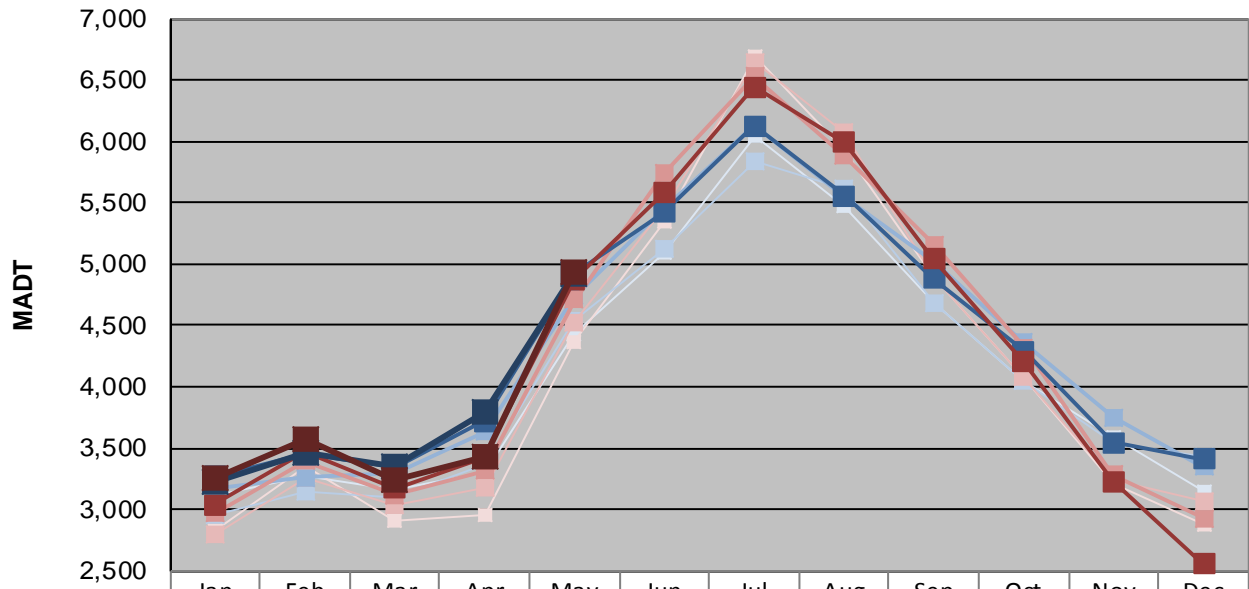
MONTHLY REPORT, STATION NO. 223 (ATR)

MAY 2017

Station Measurement: VOLUME/SPEED/CLASS		
Route: TH 371	Route Direction: N/S	Lanes: 2
County: Cass	Closest City: Walker	
Functional Class: Rural Principal Arterial - Other		
Location: 1 MI S OF TH200, SE OF WALKER		
Ref Post: 085+00.636	True Mile: 79.984	Sequence No. 6772
Volume: 151,333		MADT: 4,882
Weekday (M-F) MADT: 4,922		Weekend (Sa-Su) MADT: 4,940



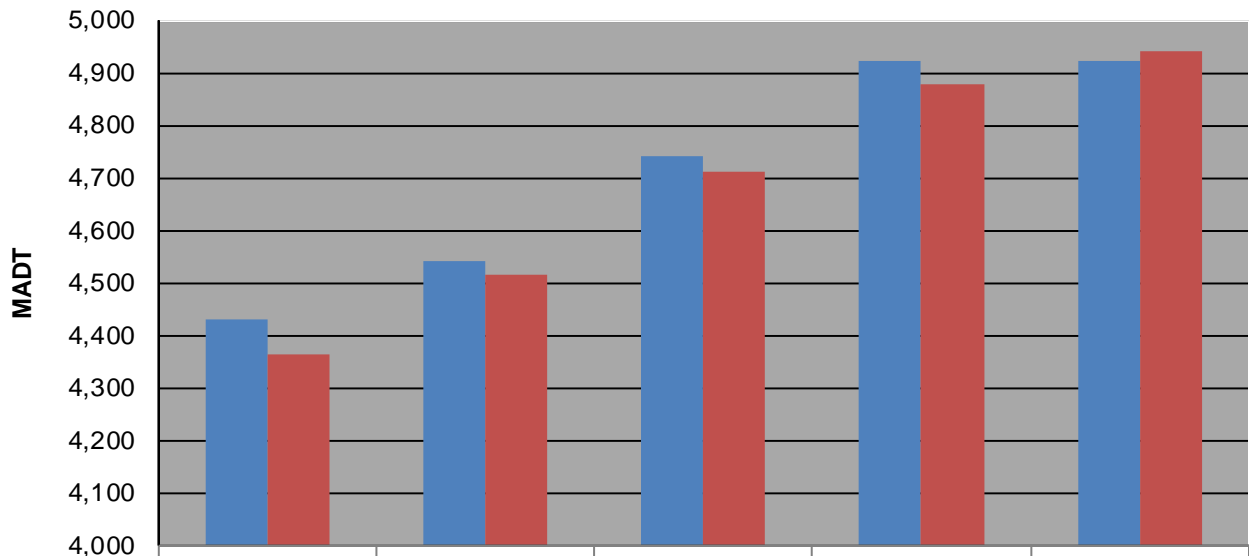
Weekday (WD)/Weekend (WE) Monthly Average Daily Traffic



	Jan	Feb	Mar	Apr	May	Jun	Jul	Aug	Sep	Oct	Nov	Dec
'13 WD	3,110	3,272	3,166	3,300	4,432	5,092	6,038	5,472	4,682	4,054	3,588	3,140
'13 WE	2,830	3,346	2,906	2,962	4,366	5,352	6,692	5,930	4,886	4,088	3,216	2,880
'14 WD	2,956	3,140	3,104	3,372	4,542	5,122	5,836	5,612	4,674	4,048	3,540	3,430
'14 WE	2,802	3,262	3,034	3,170	4,516	5,462	6,640	6,072	4,890	4,086	3,244	3,062
'15 WD	3,176	3,262	3,290	3,634	4,742	5,448	6,128	5,548	5,028	4,362	3,754	3,346
'15 WE	2,966	3,394	3,122	3,320	4,710	5,736	6,528	5,880	5,160	4,324	3,282	2,926
'16 WD	3,270	3,454	3,344	3,720	4,924	5,422	6,126	5,558	4,886	4,290	3,542	3,410
'16 WE	3,042	3,474	3,170	3,416	4,878	5,580	6,446	5,990	5,044	4,204	3,232	2,554
'17 WD	3,218	3,468	3,358	3,792	4,922							
'17 WE	3,262	3,574	3,240	3,426	4,940							

Note: 'Weekday' defined as Monday-Friday, 'Weekend' defined as Saturday-Sunday

Weekday/Weekend Monthly Average Daily Traffic ('13-'17)



	May-13	May-14	May-15	May-16	May-17
Weekday	4,432	4,542	4,742	4,924	4,922
Weekend	4,366	4,516	4,710	4,878	4,940