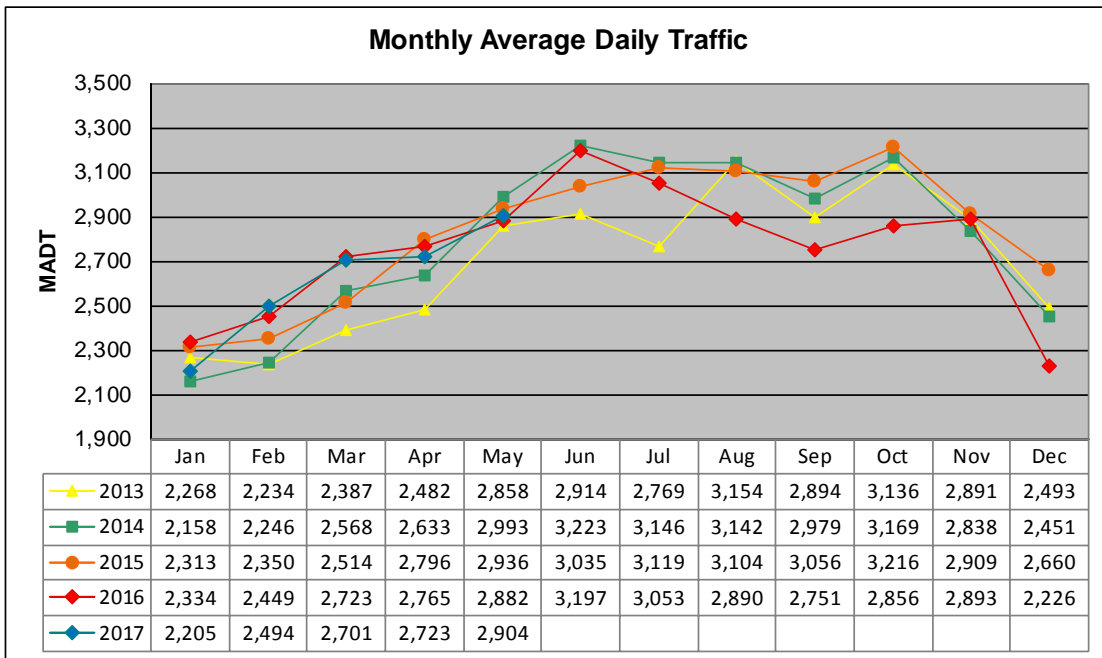


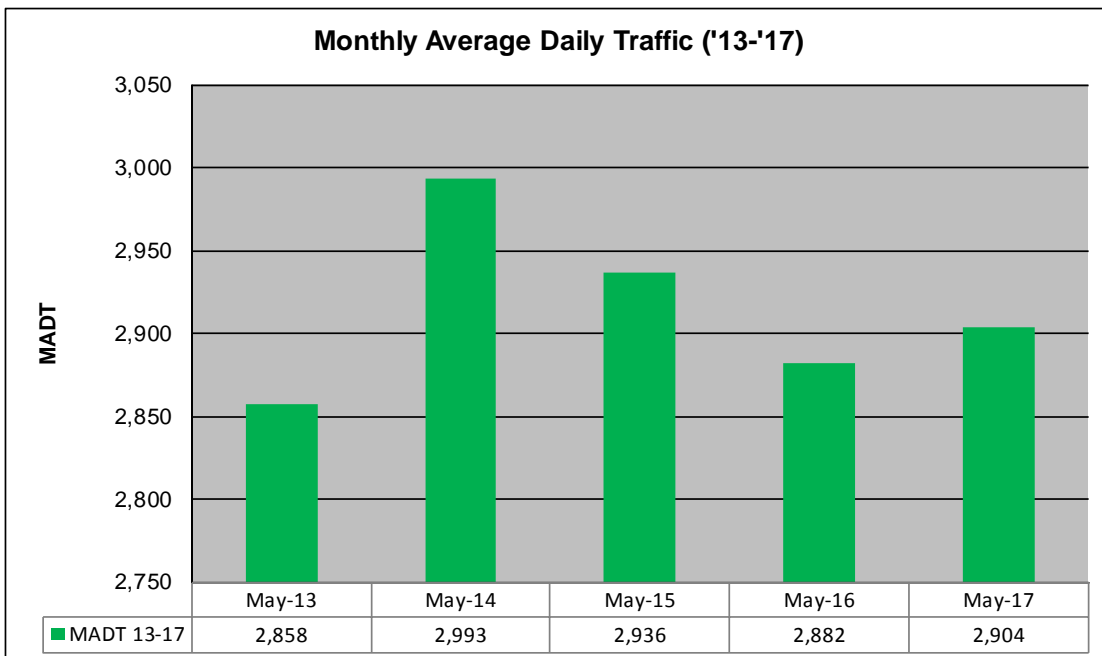
MONTHLY REPORT, STATION NO. 198 (ATR)

MAY 2017

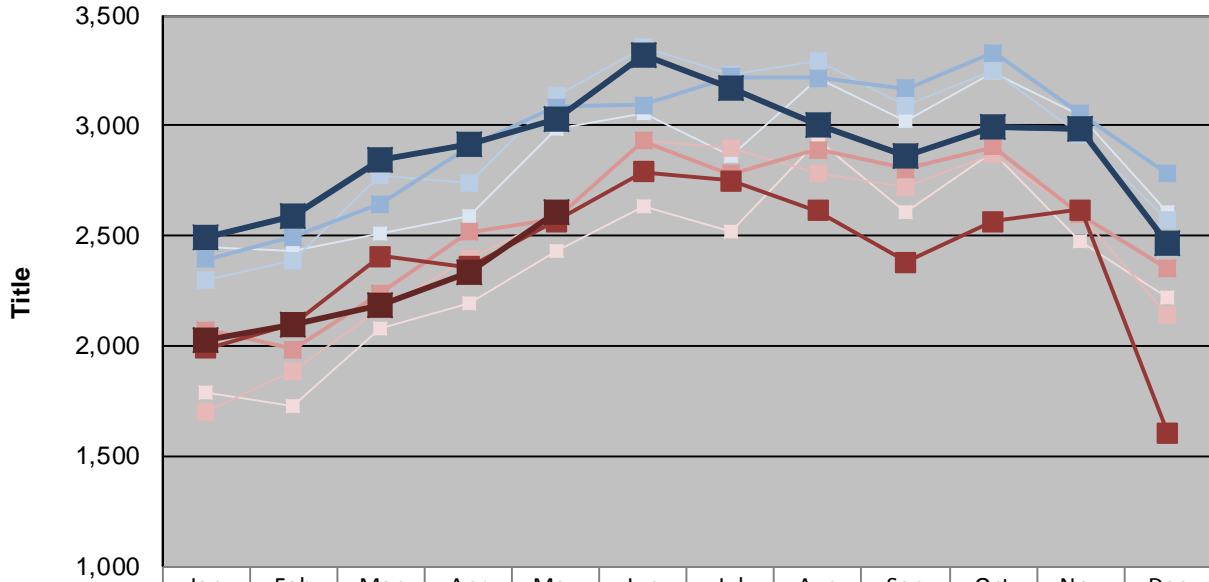
Station Measurement: VOLUME/SPEED/CLASS		
Route: TH 212	Route Direction: E/W	Lanes: 2
County: Renville	Closest City: Granite Falls	
Functional Class: Rural Principal Arterial - Other		
Location: E OF TH23, E OF GRANITE FALLS		
Ref Post: 052+00.356	True Mile: 52.936	Sequence No. 9831
Volume: 90,015		MADT: 2,904
Weekday (M-F) MADT: 3,030		Weekend (Sa-Su) MADT: 2,606



Note: Decrease in traffic December 2016 due to construction on TH 212



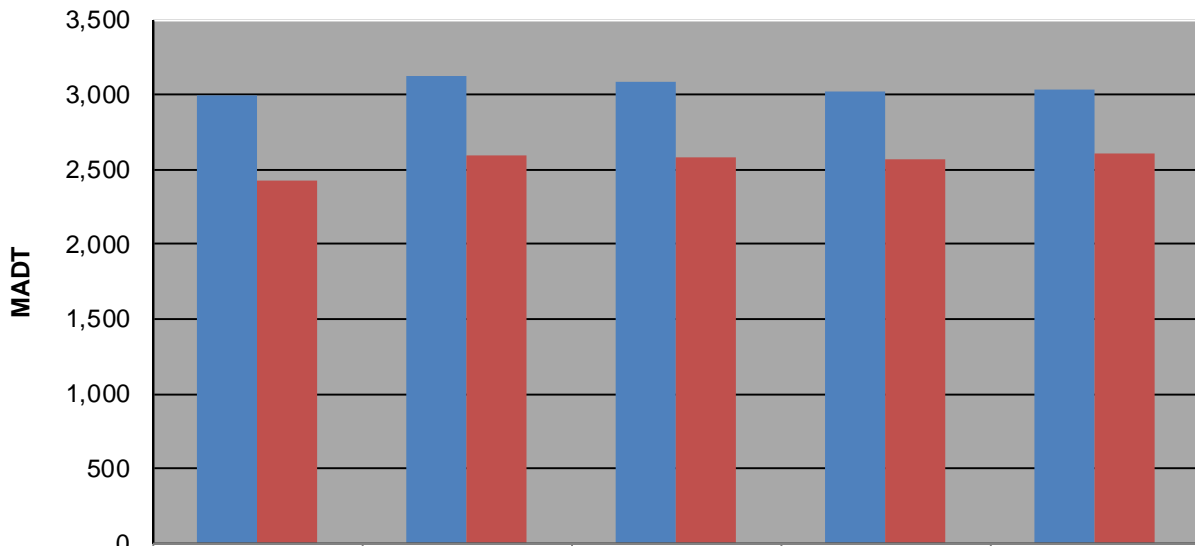
Weekday (WD)/Weekend (WE) Monthly Average Daily Traffic



	Jan	Feb	Mar	Apr	May	Jun	Jul	Aug	Sep	Oct	Nov	Dec
'13 WD	2,446	2,436	2,510	2,590	2,990	3,054	2,864	3,218	3,022	3,242	3,046	2,606
'13 WE	1,786	1,728	2,076	2,192	2,428	2,634	2,520	2,932	2,606	2,884	2,474	2,224
'14 WD	2,298	2,390	2,772	2,736	3,132	3,354	3,234	3,290	3,088	3,254	2,958	2,572
'14 WE	1,698	1,884	2,168	2,394	2,590	2,930	2,902	2,786	2,722	2,876	2,596	2,146
'15 WD	2,396	2,496	2,646	2,906	3,086	3,092	3,220	3,218	3,170	3,330	3,054	2,782
'15 WE	2,074	1,984	2,242	2,516	2,576	2,932	2,780	2,890	2,804	2,904	2,596	2,350
'16 WD	2,492	2,588	2,844	2,920	3,028	3,324	3,172	3,006	2,864	2,994	2,986	2,464
'16 WE	1,988	2,104	2,408	2,360	2,566	2,790	2,752	2,616	2,380	2,568	2,620	1,602
'16 WD	2,492	2,588	2,844	2,920	3,028	3,324	3,172	3,006	2,864	2,994	2,986	2,464
'17 WE	2,026	2,096	2,188	2,334	2,606							

Note: 'Weekday' defined as Monday-Friday, 'Weekend' defined as Saturday-Sunday

Weekday/Weekend Monthly Average Daily Traffic ('13-'17)



	May-13	May-14	May-15	May-16	May-17
Weekday	2,990	3,132	3,086	3,028	3,030
Weekend	2,428	2,590	2,576	2,566	2,606