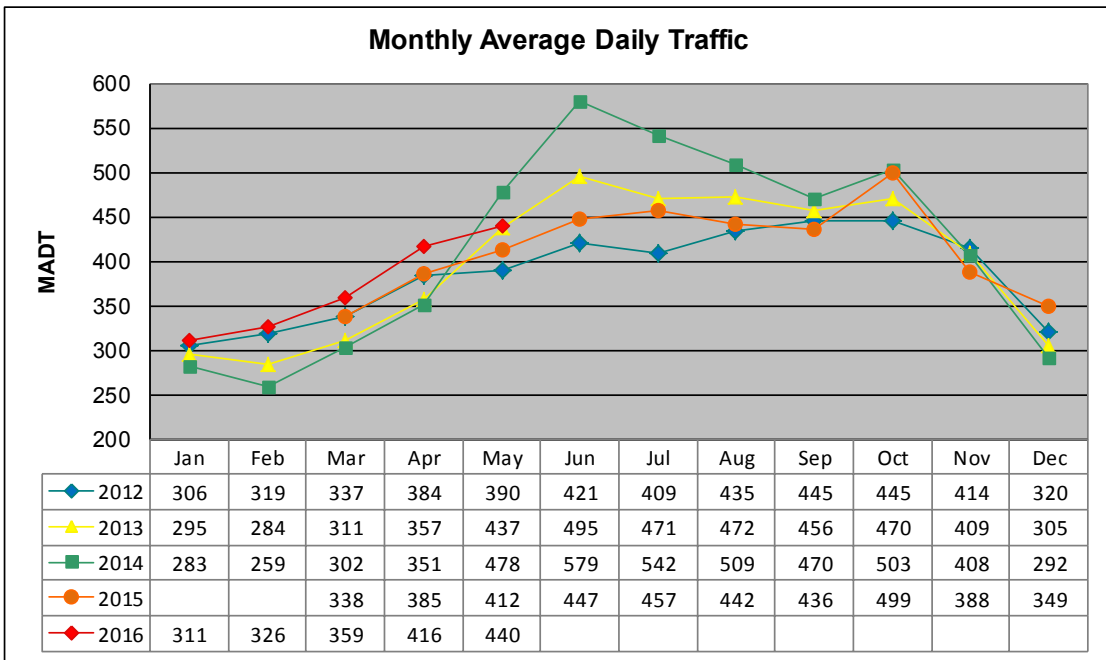


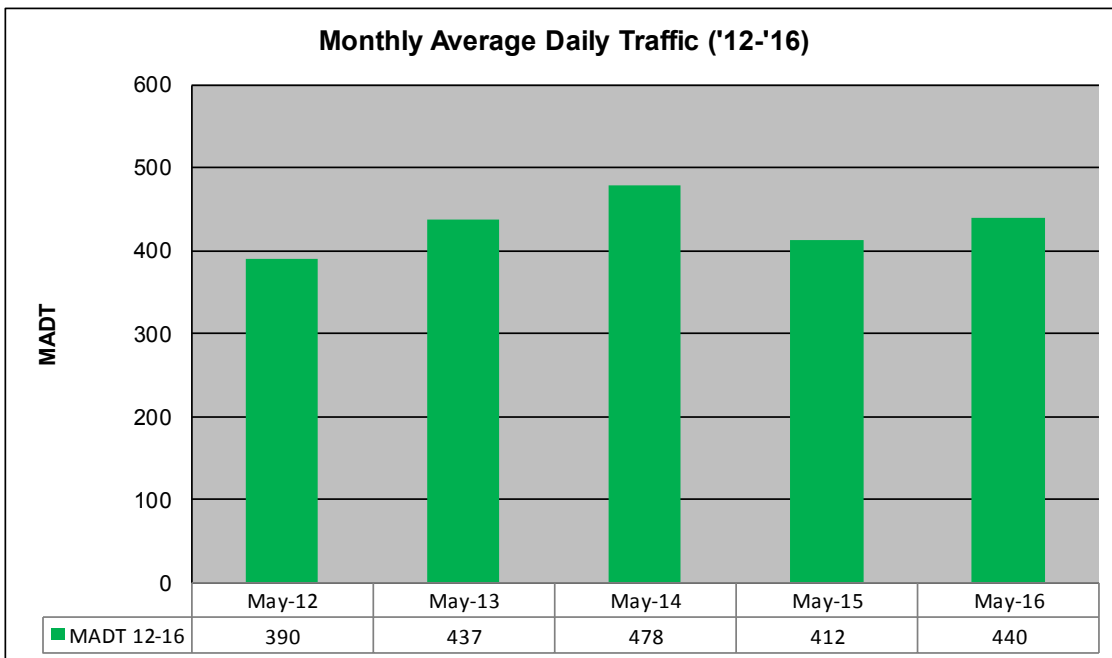
MONTHLY REPORT, STATION NO. 46 (WIM)

MAY 2016

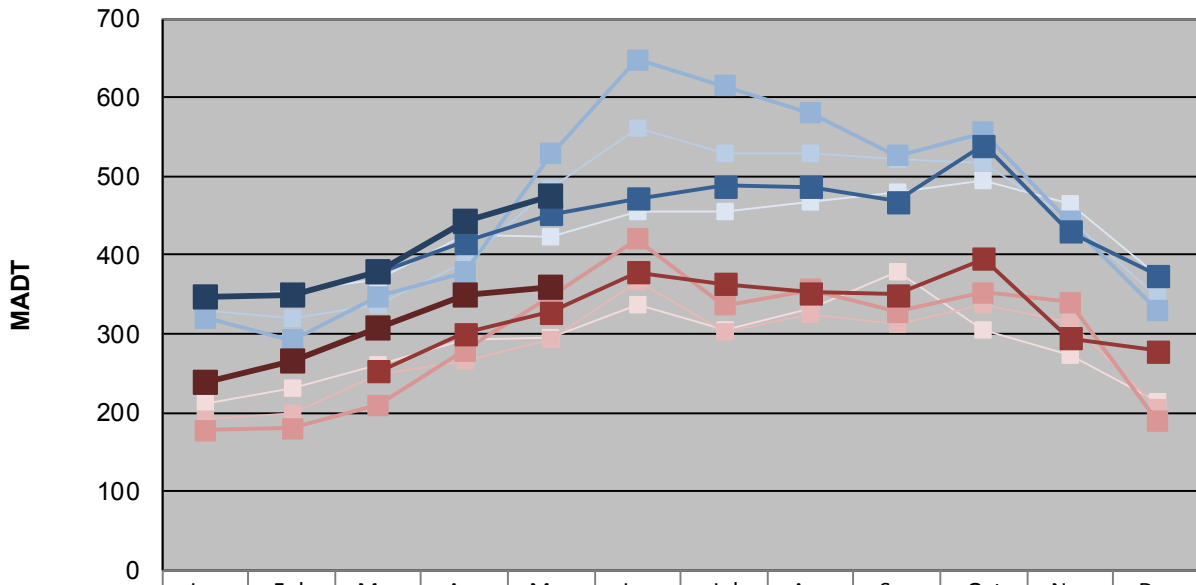
Station Measurement: VOLUME/SPEED/CLASS/WEIGHT		
Route: CSAH 1	Route Direction: N/S	Lanes: 2
County: Dodge	Closest City: West Concord	
Functional Class: Rural Major Collector		
Location: .5 MI S OF CSAH24, W OF WEST CONCORD		
Ref Post: 011+00.440	True Mile: 11.44	Sequence No. 9818
Volume: 13,645		MADT: 440
Weekday (M-F) MADT: 476		Weekend (Sa-Su) MADT: 360



Note: No data January/February 2015 due to site issues... Volume data reported as ATR 54 from 2012-2014



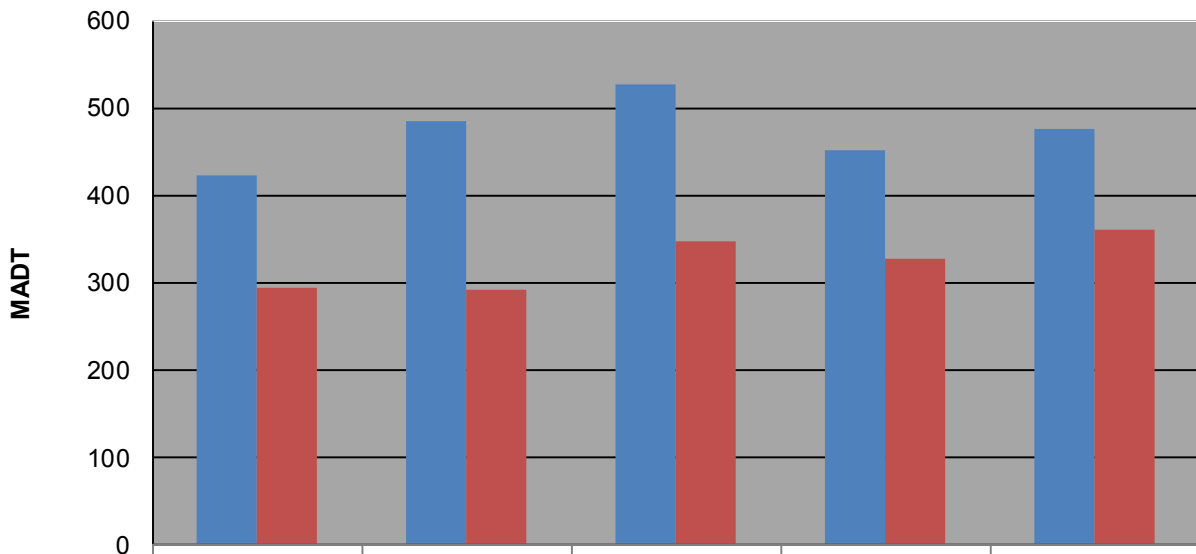
Weekday (WD)/Weekend (WE) Monthly Average Daily Traffic



	Jan	Feb	Mar	Apr	May	Jun	Jul	Aug	Sep	Oct	Nov	Dec
'12 WD	348	354	370	426	422	456	454	468	480	494	466	374
'12 WE	212	230	260	292	294	338	304	332	378	304	272	214
'13 WD	330	320	338	392	484	560	528	530	522	516	446	348
'13 WE	192	198	248	266	292	366	302	324	312	338	314	206
'14 WD	320	292	348	378	528	648	614	580	526	556	442	330
'14 WE	178	180	210	278	348	420	336	356	328	352	340	190
'15 WD			378	416	452	472	488	486	468	540	430	374
'15 WE			252	300	328	378	364	352	350	396	294	278
'16 WD	348	350	378	442	476							
'16 WE	238	266	308	350	360							

Note: 'Weekday' defined as Monday-Friday, 'Weekend' defined as Saturday-Sunday

Weekday/Weekend Monthly Average Daily Traffic ('12-'16)



	May-12	May-13	May-14	May-15	May-16
Weekday	422	484	528	452	476
Weekend	294	292	348	328	360