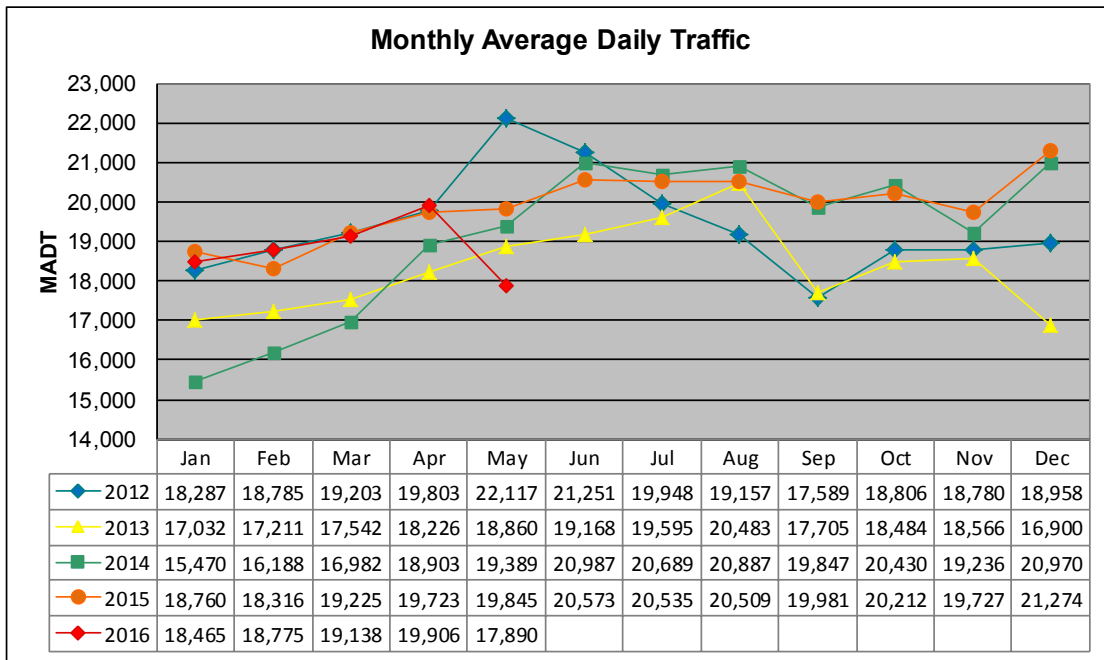


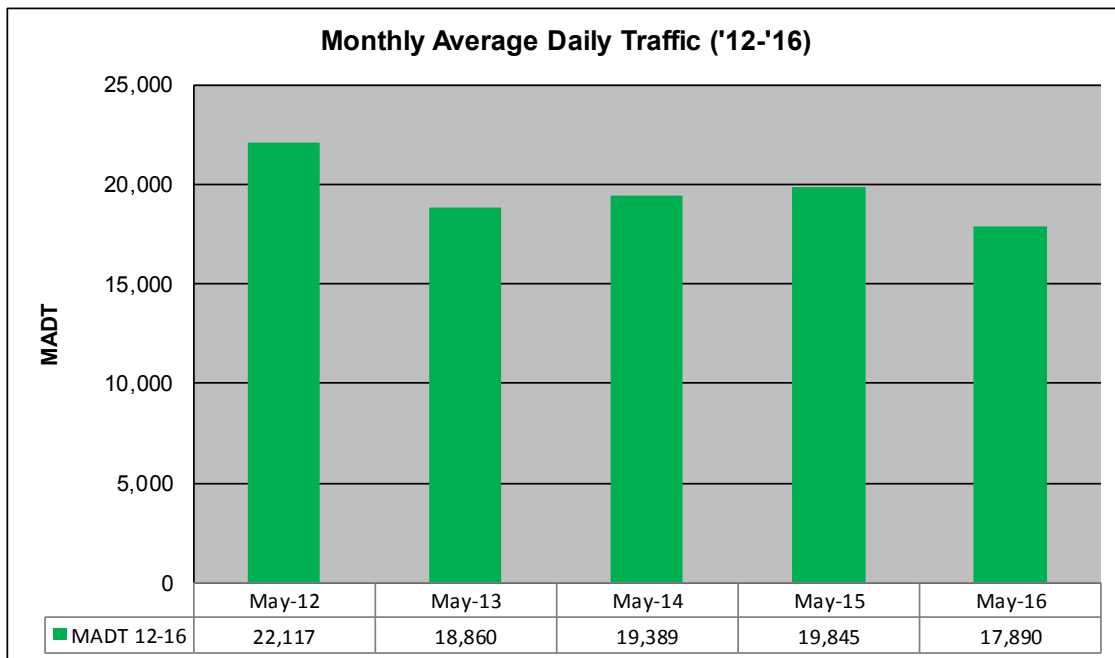
MONTHLY REPORT, STATION NO. 402 (ATR)

MAY 2016

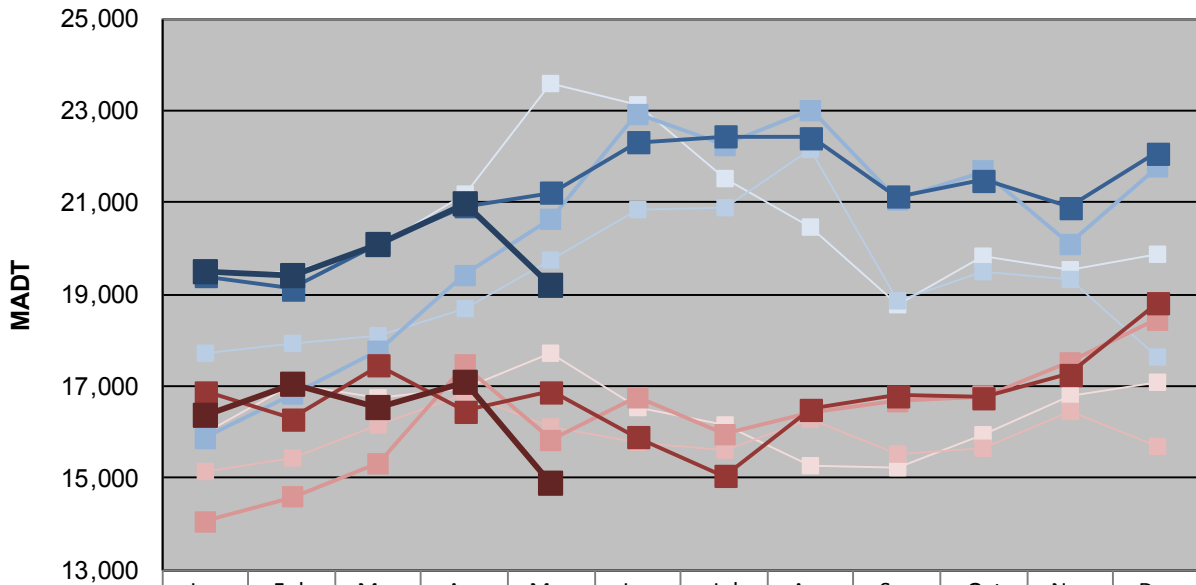
Station Measurement: VOLUME/SPEED/CLASS		
Route: CSAH 31	Route Direction: N/S	Lanes: 4
County: Hennepin	Closest City: Edina	
Functional Class: Urban Minor Arterial		
Location: S OF MSAS145 (W 70TH ST) IN EDINA		
Ref Post: 001+00.100	True Mile: 1.1	Sequence No. 9881
Volume: 554,595		MADT: 17,890
Weekday (M-F) MADT: 19,198		Weekend (Sa-Su) MADT: 14,906



Note: Increase in traffic May/June 2012 due to construction on I-35W... Decrease in traffic May 2016 due to construction



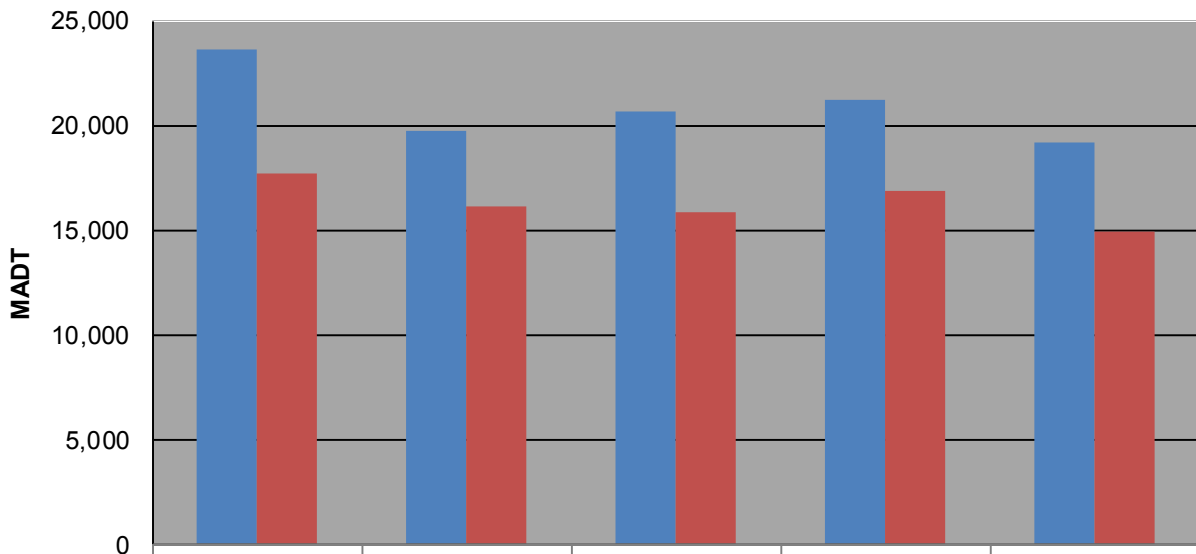
Weekday (WD)/Weekend (WE) Monthly Average Daily Traffic



	Jan	Feb	Mar	Apr	May	Jun	Jul	Aug	Sep	Oct	Nov	Dec
'12 WD	19,398	19,478	20,056	21,192	23,590	23,118	21,532	20,482	18,774	19,844	19,542	19,894
'12 WE	15,980	17,044	16,754	16,958	17,704	16,558	16,150	15,274	15,220	15,950	16,792	17,080
'13 WD	17,740	17,914	18,112	18,700	19,740	20,858	20,894	22,138	18,848	19,490	19,306	17,644
'13 WE	15,146	15,454	16,178	16,850	16,134	15,788	15,612	16,268	15,524	15,668	16,472	15,714
'14 WD	15,864	16,830	17,774	19,422	20,640	22,932	22,240	23,002	21,074	21,672	20,098	21,768
'14 WE	14,052	14,586	15,334	17,448	15,822	16,752	15,964	16,444	16,670	16,780	17,510	18,452
'15 WD	19,394	19,122	20,112	20,920	21,204	22,308	22,444	22,426	21,126	21,482	20,904	22,078
'15 WE	16,894	16,300	17,462	16,470	16,878	15,892	15,046	16,512	16,798	16,762	17,256	18,810
'16 WD	19,488	19,430	20,072	20,984	19,198							
'16 WE	16,354	17,054	16,552	17,096	14,906							

Note: 'Weekday' defined as Monday-Friday, 'Weekend' defined as Saturday-Sunday

Weekday/Weekend Monthly Average Daily Traffic ('12-'16)



	May-12	May-13	May-14	May-15	May-16
Weekday	23,590	19,740	20,640	21,204	19,198
Weekend	17,704	16,134	15,822	16,878	14,906