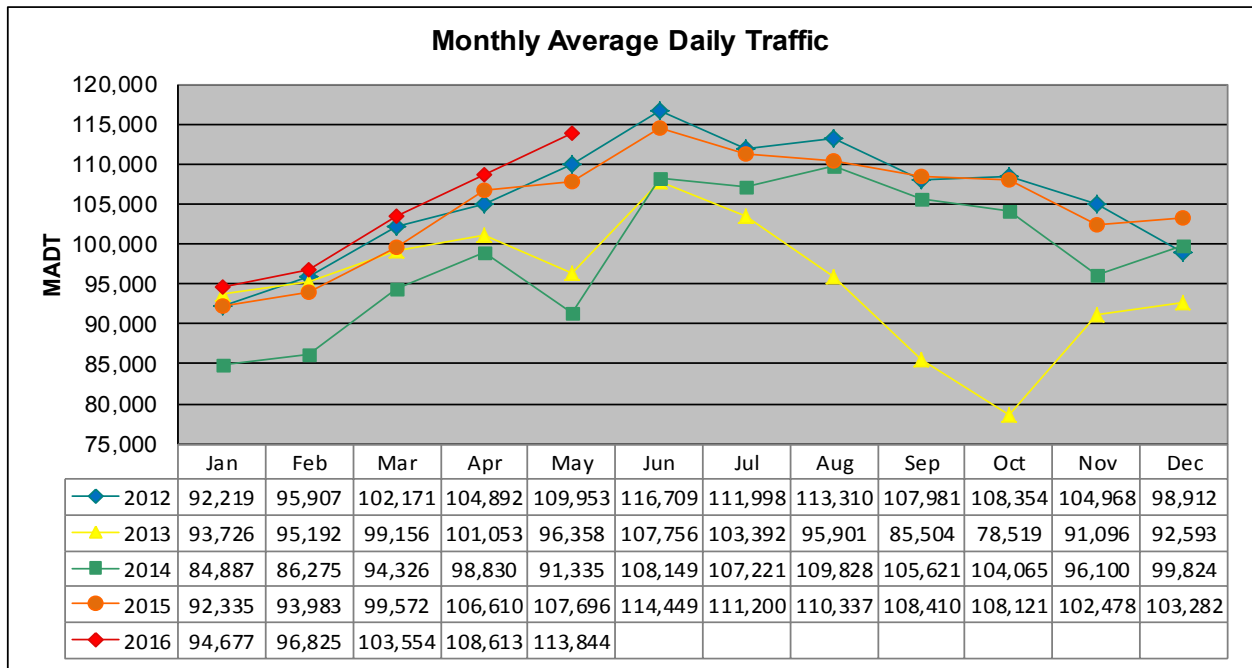


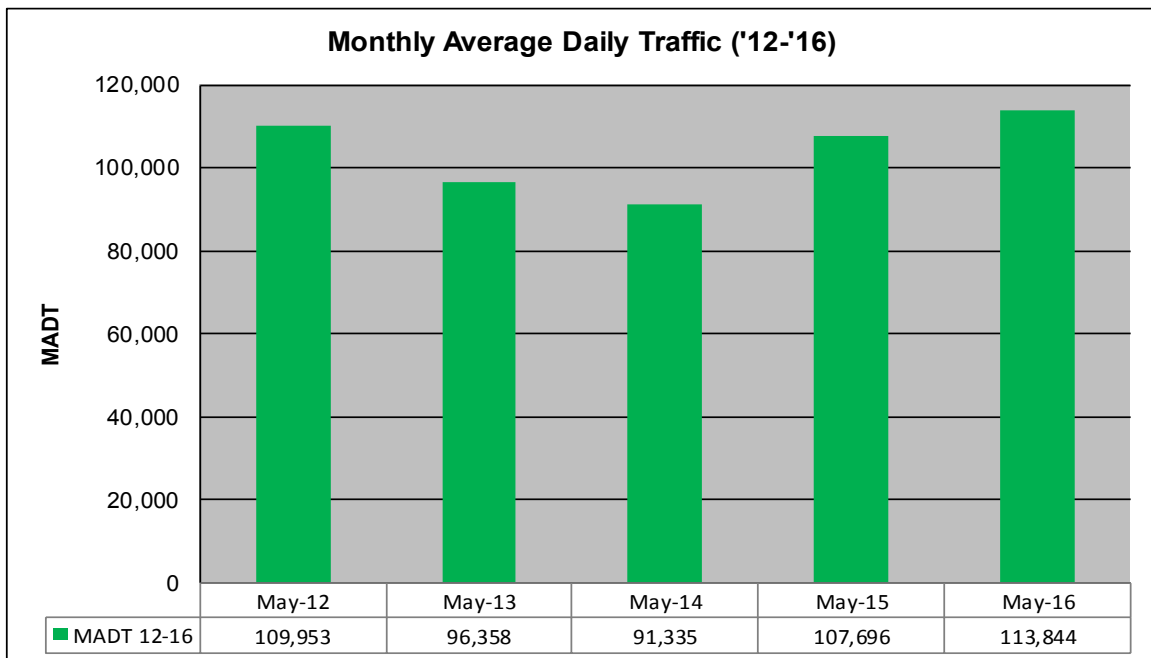
# MONTHLY REPORT, STATION NO. 305 (ATR)

## MAY 2016

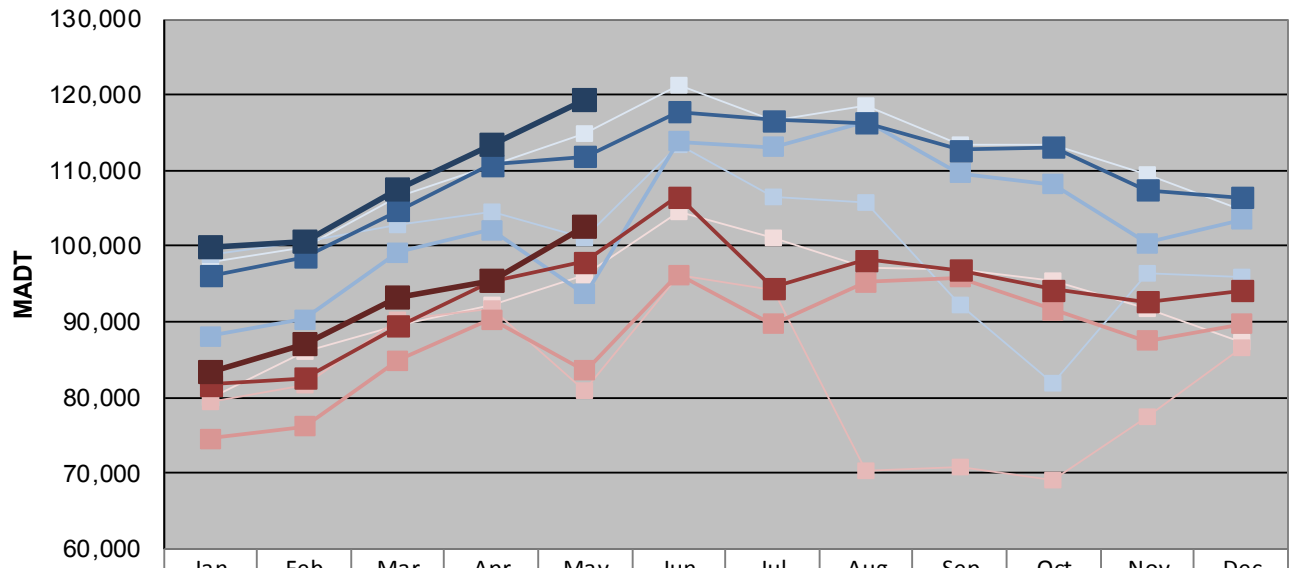
|                                                          |                      |                                      |
|----------------------------------------------------------|----------------------|--------------------------------------|
| <b>Station Measurement: VOLUME</b>                       |                      |                                      |
| Route: I-35                                              | Route Direction: N/S | Lanes: 6                             |
| County: Dakota                                           |                      | Closest City: Burnsville             |
| Functional Class: Urban Principal Arterial - Interstate  |                      |                                      |
| Location: S OF MSAS101 (CRYSTAL LAKE RD W) IN BURNSVILLE |                      |                                      |
| Ref Post: 087+00.070                                     | True Mile: 87.071    | Sequence No. 6786                    |
| <b>Volume: 3,529,175</b>                                 |                      | <b>MADT: 113,844</b>                 |
| <b>Weekday (M-F) MADT: 119,252</b>                       |                      | <b>Weekend (Sa-Su) MADT: 102,650</b> |



Note: Decrease in traffic May and August to November 2013 and May 2014 due to construction on I-35



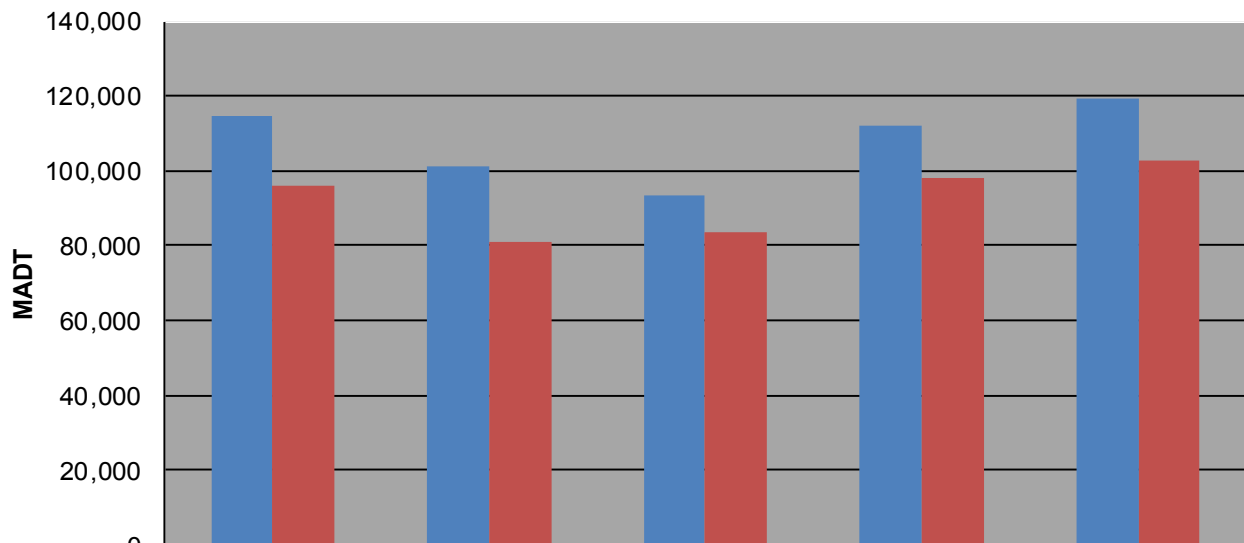
### Weekday (WD)/Weekend (WE) Monthly Average Daily Traffic



|        | Jan    | Feb     | Mar     | Apr     | May     | Jun     | Jul     | Aug     | Sep     | Oct     | Nov     | Dec     |
|--------|--------|---------|---------|---------|---------|---------|---------|---------|---------|---------|---------|---------|
| '12 WD | 97,988 | 99,894  | 106,554 | 110,782 | 114,830 | 121,282 | 116,682 | 118,538 | 113,474 | 113,400 | 109,540 | 104,852 |
| '12 WE | 79,844 | 85,936  | 89,506  | 92,208  | 96,068  | 104,510 | 101,008 | 97,022  | 96,996  | 95,296  | 91,766  | 87,292  |
| '13 WD | 98,932 | 100,570 | 102,750 | 104,472 | 101,158 | 113,510 | 106,570 | 105,680 | 92,132  | 81,766  | 96,420  | 95,848  |
| '13 WE | 79,354 | 81,746  | 90,282  | 91,828  | 80,794  | 96,250  | 94,072  | 70,360  | 70,708  | 68,998  | 77,560  | 86,486  |
| '14 WD | 88,080 | 90,318  | 99,136  | 102,146 | 93,668  | 113,796 | 113,060 | 116,428 | 109,654 | 108,106 | 100,442 | 103,478 |
| '14 WE | 74,490 | 76,166  | 84,924  | 90,248  | 83,490  | 96,168  | 89,686  | 95,200  | 95,856  | 91,484  | 87,418  | 89,712  |
| '15 WD | 96,154 | 98,564  | 104,734 | 110,762 | 111,910 | 117,718 | 116,712 | 116,334 | 112,770 | 113,120 | 107,400 | 106,438 |
| '15 WE | 81,644 | 82,530  | 89,394  | 95,306  | 97,888  | 106,542 | 94,508  | 98,192  | 96,778  | 94,292  | 92,586  | 94,124  |
| '16 WD | 99,964 | 100,604 | 107,548 | 113,384 | 119,252 |         |         |         |         |         |         |         |
| '16 WE | 83,422 | 87,146  | 93,096  | 95,530  | 102,650 |         |         |         |         |         |         |         |

Note: 'Weekday' defined as Monday-Friday, 'Weekend' defined as Saturday-Sunday

### Weekday/Weekend Monthly Average Daily Traffic ('12-'16)



|         | May-12  | May-13  | May-14 | May-15  | May-16  |
|---------|---------|---------|--------|---------|---------|
| Weekday | 114,830 | 101,158 | 93,668 | 111,910 | 119,252 |
| Weekend | 96,068  | 80,794  | 83,490 | 97,888  | 102,650 |