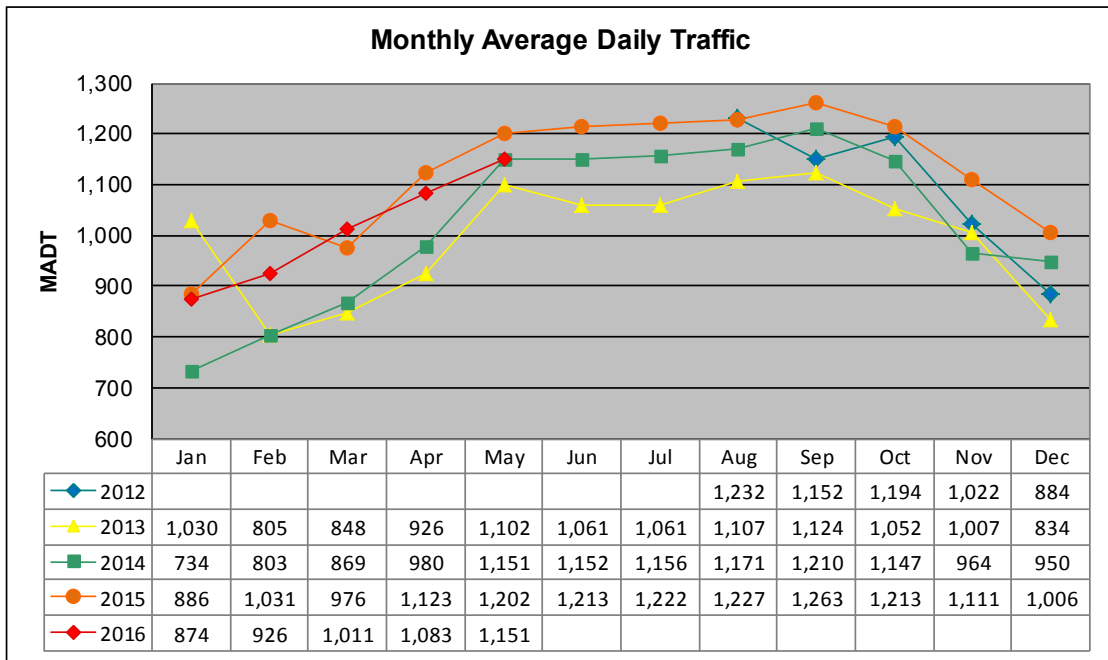


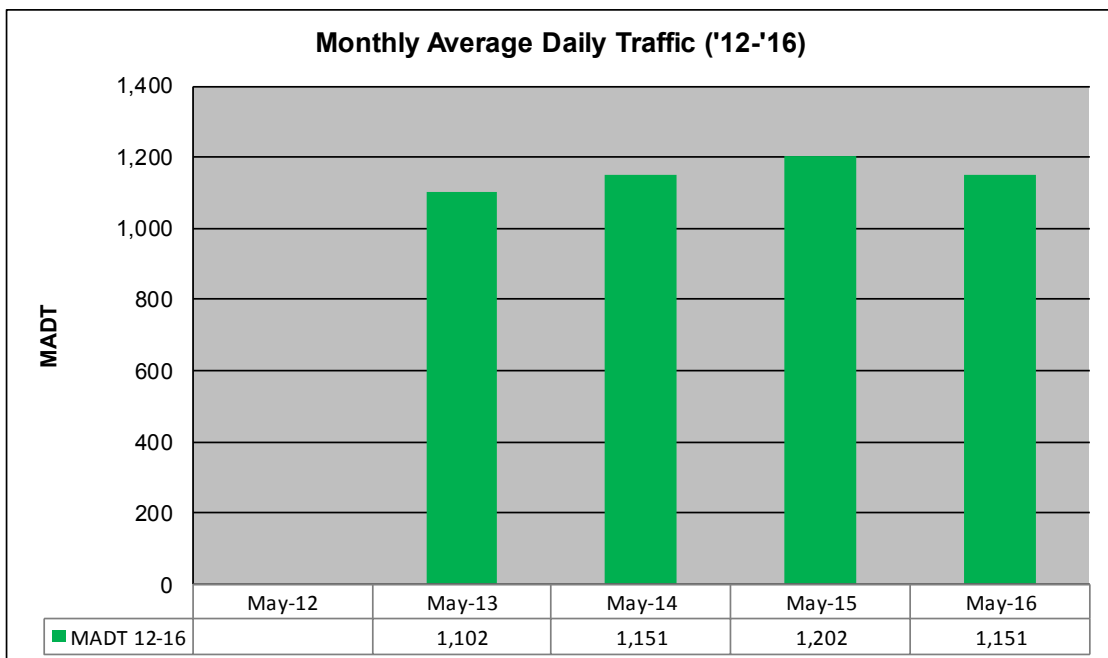
MONTHLY REPORT, STATION NO. 229 (ATR)

MAY 2016

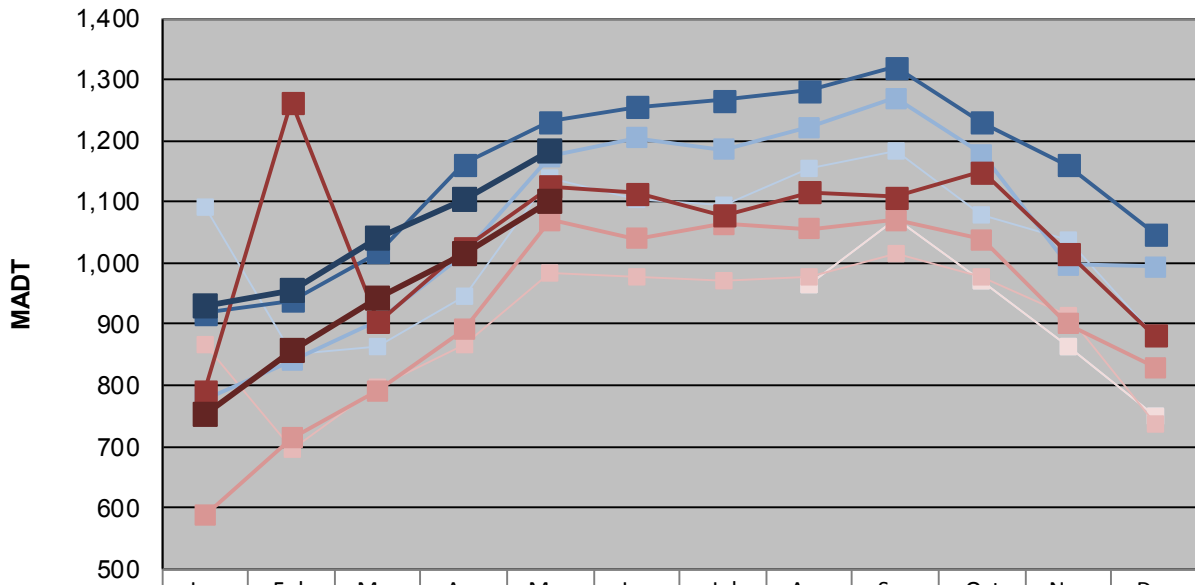
Station Measurement: VOLUME/SPEED/CLASS		
Route: CSAH 7	Route Direction: E/W	Lanes: 2
County: McLeod	Closest City: Hutchinson	
Functional Class: Rural Major Collector		
Location: 4.3 MI W OF CSAH7, SW OF HUTCHINSON		
Ref Post: 000+00.535	True Mile: 0.535	Sequence No. 19125
Volume: 35,683		MADT: 1,151
Weekday (M-F) MADT: 1,182		Weekend (Sa-Su) MADT: 1,100



Note: Began collecting data August 2012



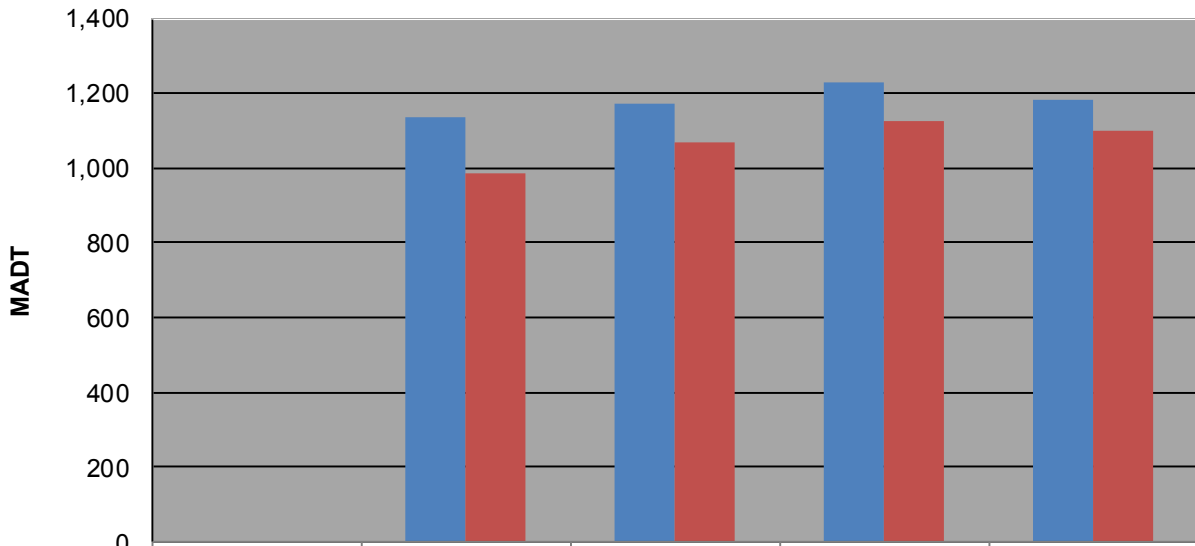
Weekday (WD)/Weekend (WE) Monthly Average Daily Traffic



	Jan	Feb	Mar	Apr	May	Jun	Jul	Aug	Sep	Oct	Nov	Dec
'12 WD								966	1,072	972	864	750
'12 WE								966	1,072	972	864	750
'13 WD	1,092	850	864	946	1,138	1,104	1,094	1,156	1,182	1,080	1,038	878
'13 WE	868	696	796	866	984	976	970	978	1,014	976	914	738
'14 WD	778	840	906	1,014	1,174	1,204	1,186	1,222	1,270	1,178	998	994
'14 WE	588	714	792	892	1,070	1,040	1,064	1,056	1,070	1,038	900	830
'15 WD	918	938	1,018	1,162	1,232	1,256	1,266	1,282	1,320	1,230	1,160	1,048
'15 WE	790	1,264	904	1,024	1,126	1,114	1,078	1,116	1,108	1,150	1,016	882
'16 WD	930	954	1,040	1,104	1,182							
'16 WE	752	858	942	1,014	1,100							

Note: 'Weekday' defined as Monday-Friday, 'Weekend' defined as Saturday-Sunday

Weekday/Weekend Monthly Average Daily Traffic ('12-'16)



	May-12	May-13	May-14	May-15	May-16
Weekday		1,138	1,174	1,232	1,182
Weekend		984	1,070	1,126	1,100