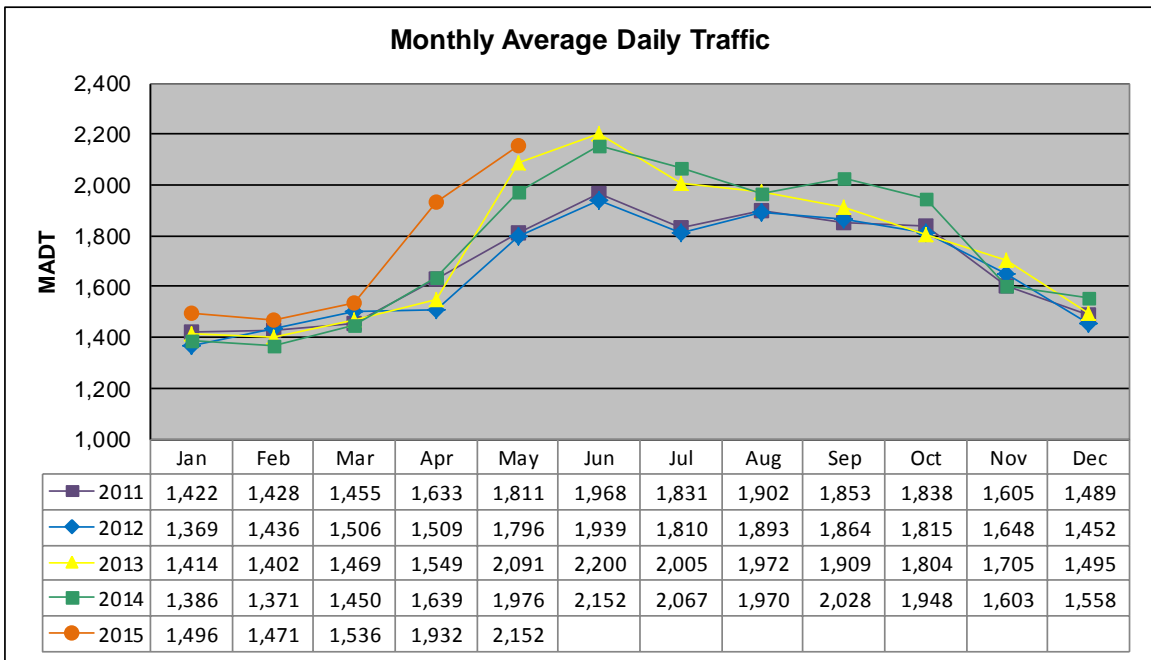


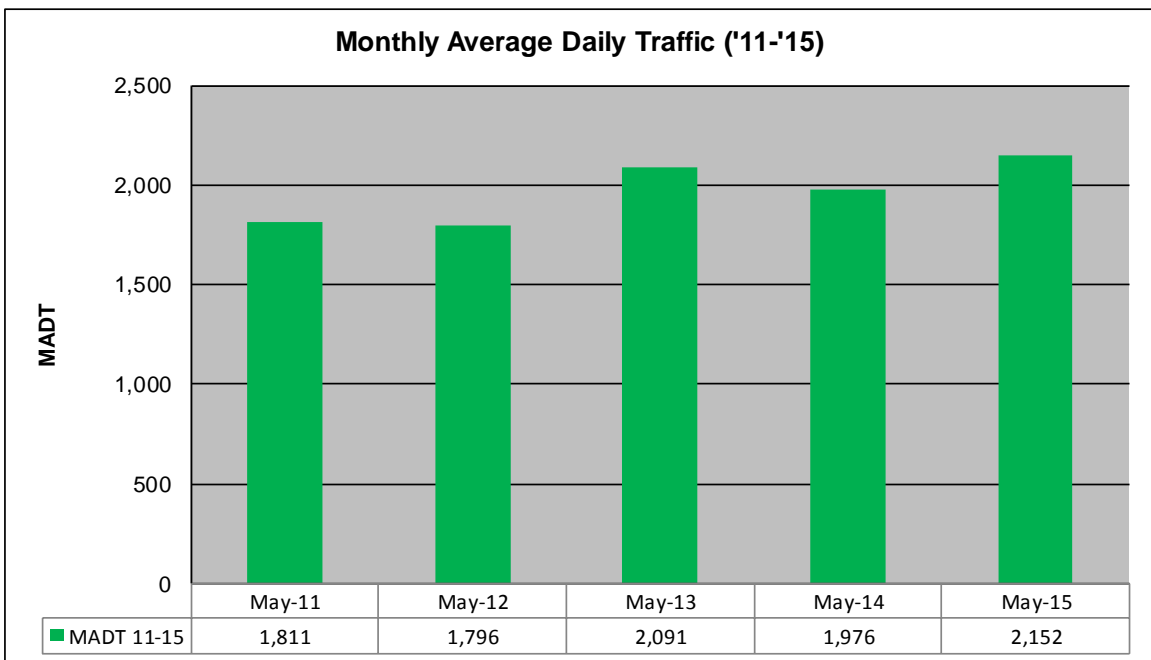
# MONTHLY REPORT, STATION NO. 400 (ATR)

## MAY 2015

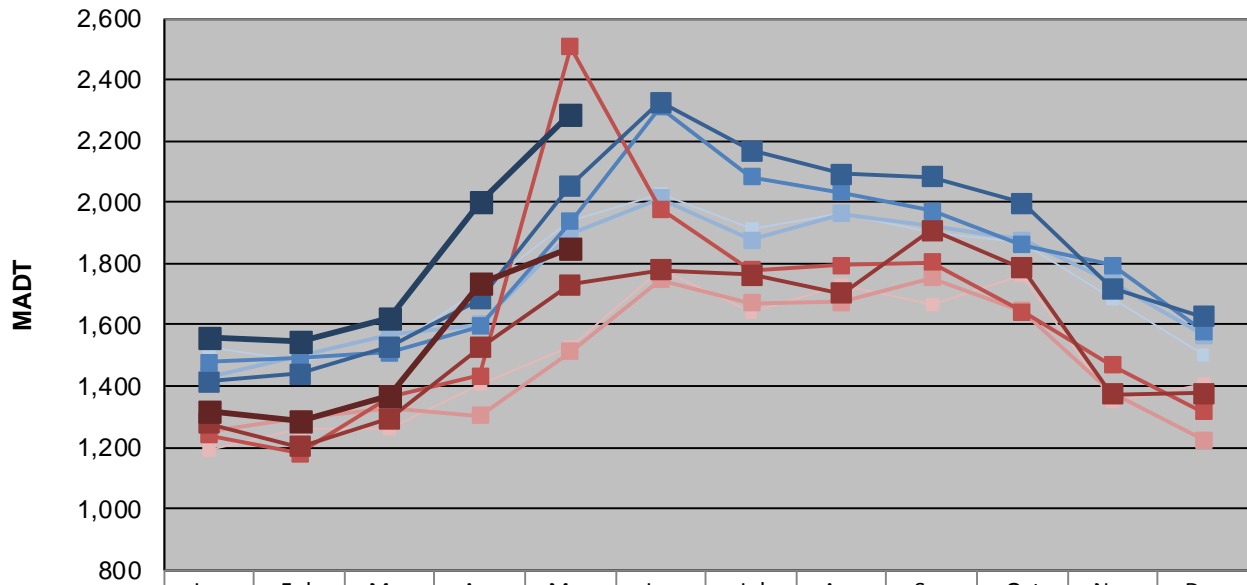
Station Measurement: VOLUME/SPEED/CLASS		
Route: CSAH 92	Route Direction: N/S	Lanes: 2
County: Hennepin		Closest City: Independence
Functional Class: Rural Minor Arterial		
Location: S OF TH12 IN INDEPENDENCE		
Ref Post: 010+00.330	True Mile: 10.33	Sequence No. 9879
<b>Volume: 66,712</b>		<b>MADT: 2,152</b>
<b>Weekday (M-F) MADT: 2,286</b>		<b>(Sa-Su) Weekend MADT: 1,850</b>



Note: Increase in traffic April 2015 due to detours



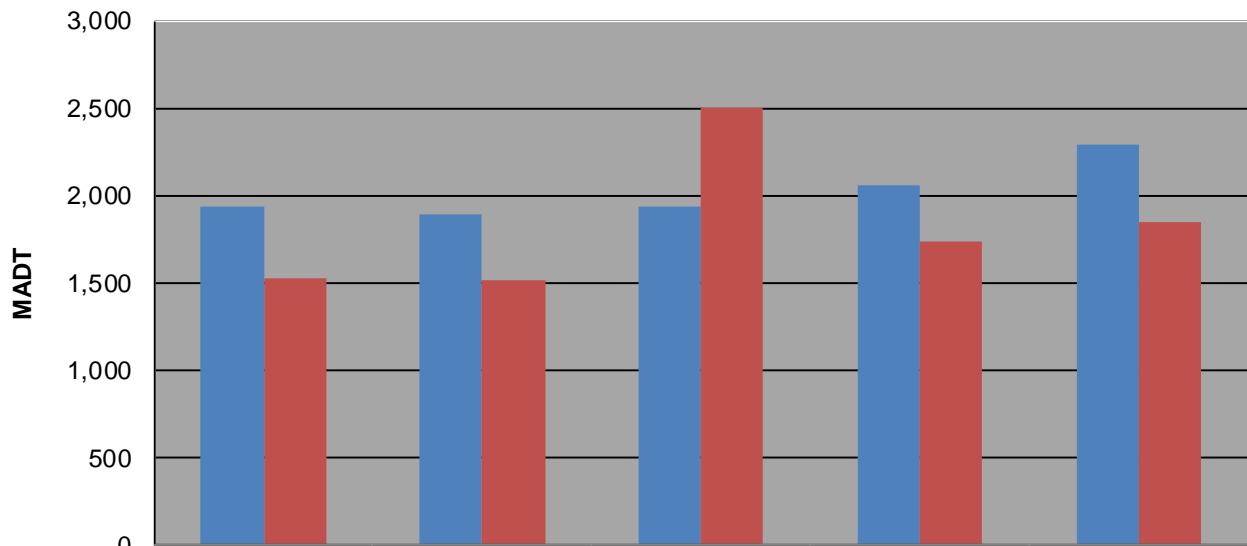
**Weekday (WD)/Weekend (WE) Monthly Average Daily Traffic**



	Jan	Feb	Mar	Apr	May	Jun	Jul	Aug	Sep	Oct	Nov	Dec
'11 WD	1,528	1,484	1,520	1,714	1,940	2,028	1,914	1,962	1,900	1,868	1,688	1,502
'11 WE	1,190	1,264	1,258	1,404	1,526	1,782	1,642	1,732	1,664	1,762	1,352	1,406
'12 WD	1,432	1,496	1,568	1,602	1,896	2,012	1,876	1,962	1,920	1,876	1,742	1,568
'12 WE	1,250	1,294	1,330	1,304	1,514	1,748	1,670	1,674	1,752	1,646	1,378	1,224
'13 WD	1,478	1,492	1,510	1,594	1,938	2,312	2,084	2,032	1,972	1,860	1,796	1,580
'13 WE	1,240	1,180	1,368	1,434	2,506	1,978	1,780	1,794	1,804	1,644	1,468	1,318
'14 WD	1,416	1,440	1,528	1,684	2,054	2,328	2,168	2,092	2,084	1,998	1,718	1,628
'14 WE	1,278	1,202	1,294	1,524	1,732	1,780	1,764	1,702	1,910	1,786	1,372	1,376
'15 WD	1,560	1,546	1,620	2,004	2,286							
'15 WE	1,318	1,288	1,366	1,736	1,850							

Note: 'Weekday' defined as Monday-Friday, 'Weekend' defined as Saturday-Sunday

**Weekday/Weekend Monthly Average Daily Traffic ('11-'15)**



	May-11	May-12	May-13	May-14	May-15
Weekday	1,940	1,896	1,938	2,054	2,286
Weekend	1,526	1,514	2,506	1,732	1,850