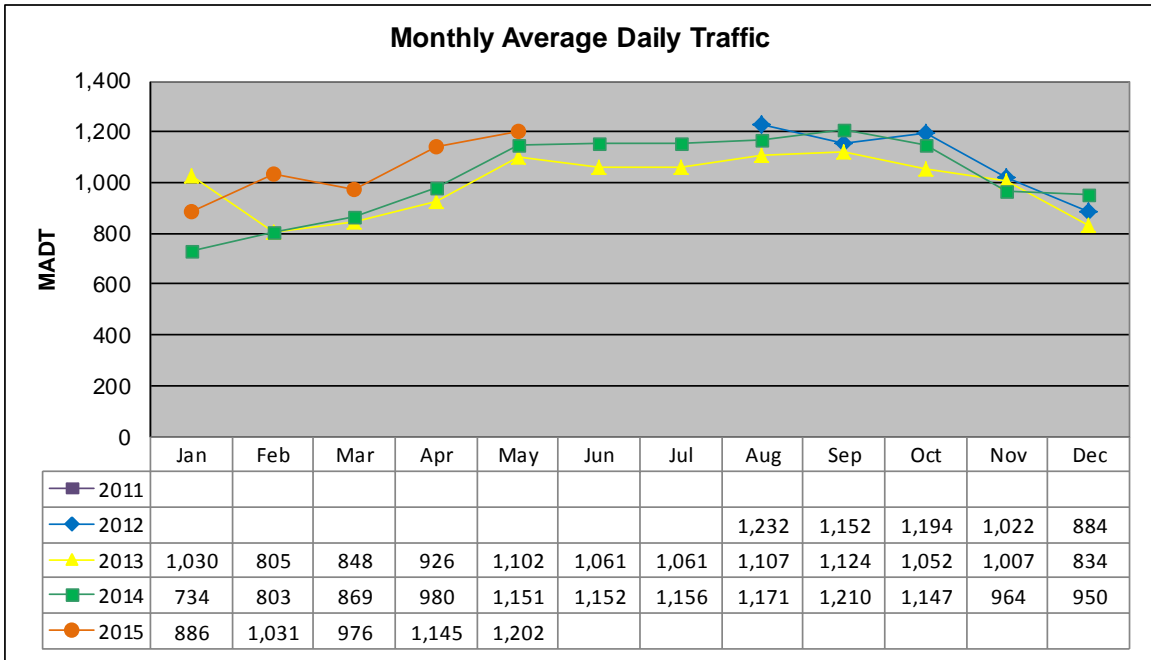


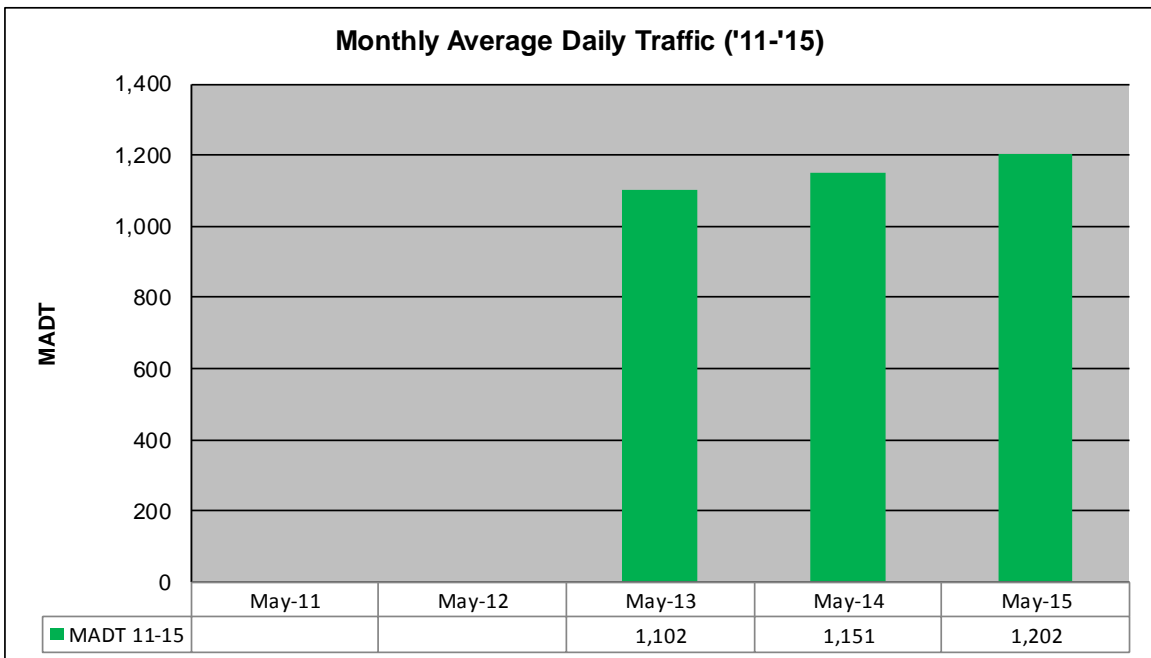
MONTHLY REPORT, STATION NO. 229 (ATR)

MAY 2015

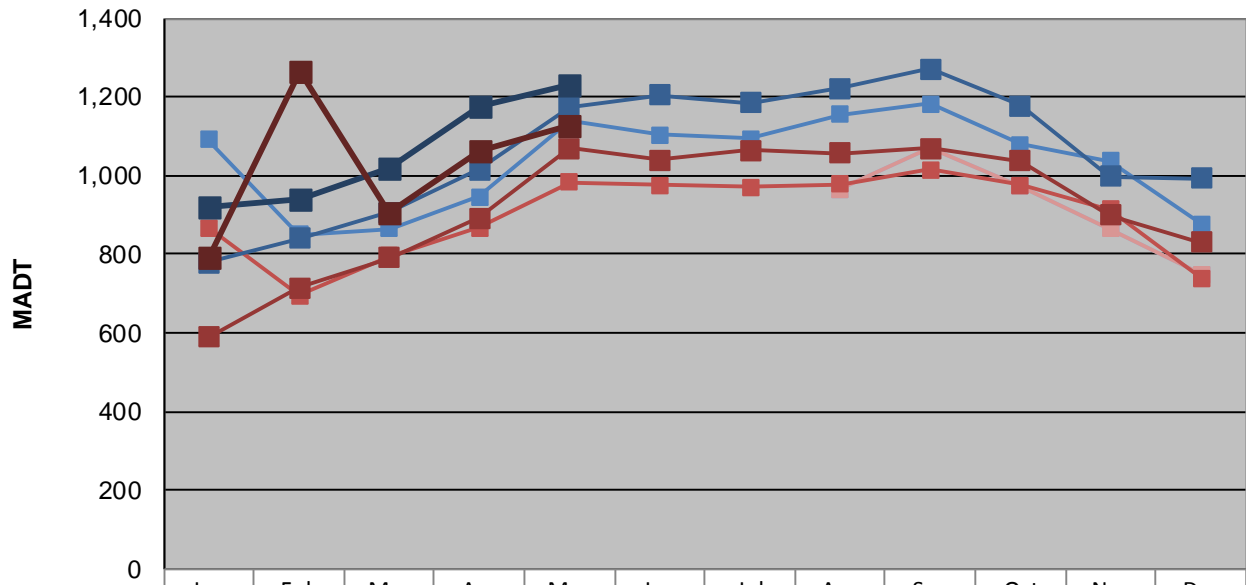
Station Measurement: VOLUME/SPEED/CLASS		
Route: CSAH 7	Route Direction: E/W	Lanes: 2
County: McLeod	Closest City: Hutchinson	
Functional Class: Rural Major Collector		
Location: 4.3 MI W OF CSAH7, SW OF HUTCHINSON		
Ref Post: 000+00.535	True Mile: 0.535	Sequence No. 19125
Volume: 37,268		MADT: 1,202
Weekday (M-F) MADT: 1,232		Weekend (Sa-Su) MADT: 1,126



Note: Began collecting data August 2012



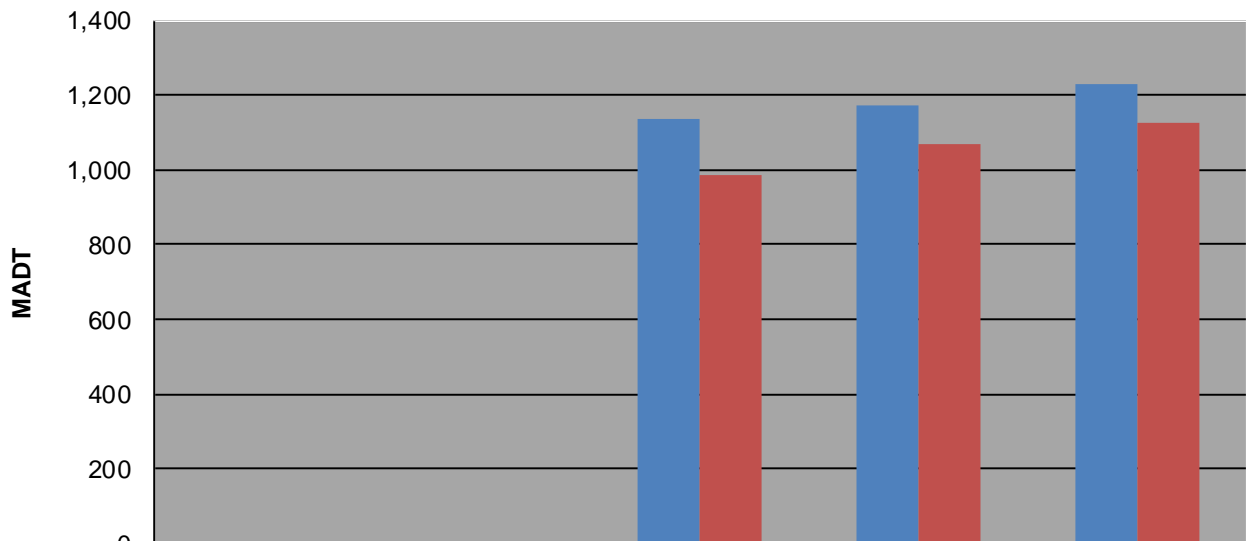
Weekday (WD)/Weekend (WE) Monthly Average Daily Traffic



	Jan	Feb	Mar	Apr	May	Jun	Jul	Aug	Sep	Oct	Nov	Dec
'11 WD												
'11 WE												
'12 WD								966	1,072	972	864	750
'12 WE								966	1,072	972	864	750
'13 WD	1,092	850	864	946	1,138	1,104	1,094	1,156	1,182	1,080	1,038	878
'13 WE	868	696	796	866	984	976	970	978	1,014	976	914	738
'14 WD	778	840	906	1,014	1,174	1,204	1,186	1,222	1,270	1,178	998	994
'14 WE	588	714	792	892	1,070	1,040	1,064	1,056	1,070	1,038	900	830
'15 WD	918	938	1,018	1,178	1,232							
'15 WE	790	1,264	904	1,062	1,126							

Note: 'Weekday' defined as Monday-Friday, 'Weekend' defined as Saturday-Sunday

Weekday/Weekend Monthly Average Daily Traffic ('11-'15)



	May-11	May-12	May-13	May-14	May-15
Weekday			1138	1,174	1,232
Weekend			984	1,070	1,126