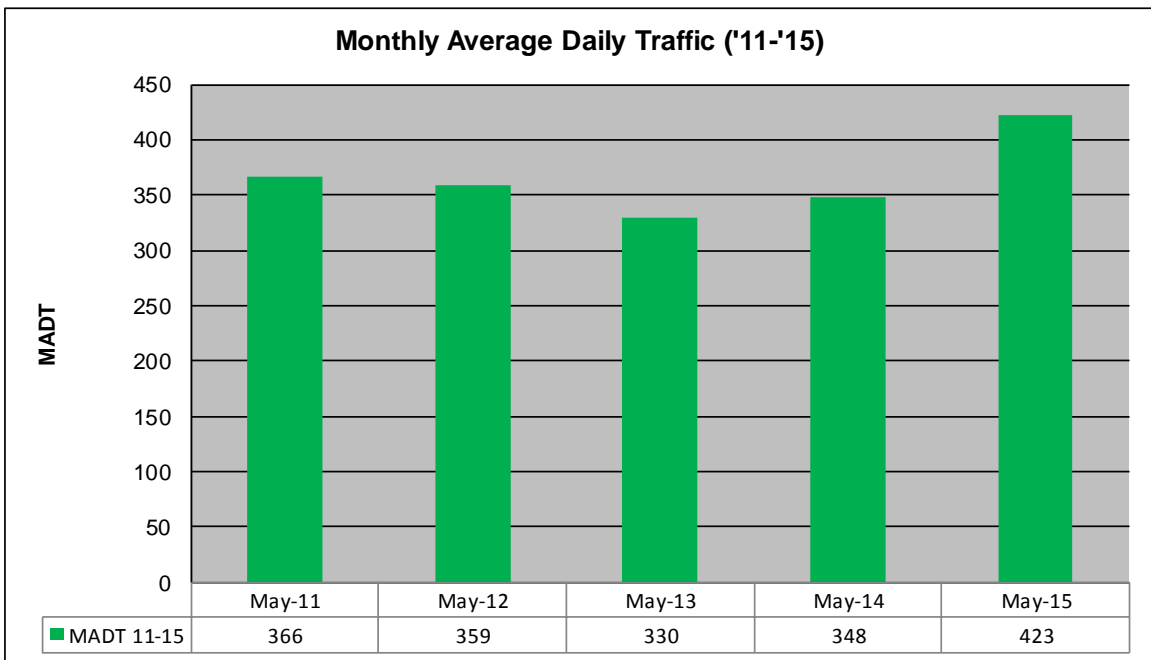
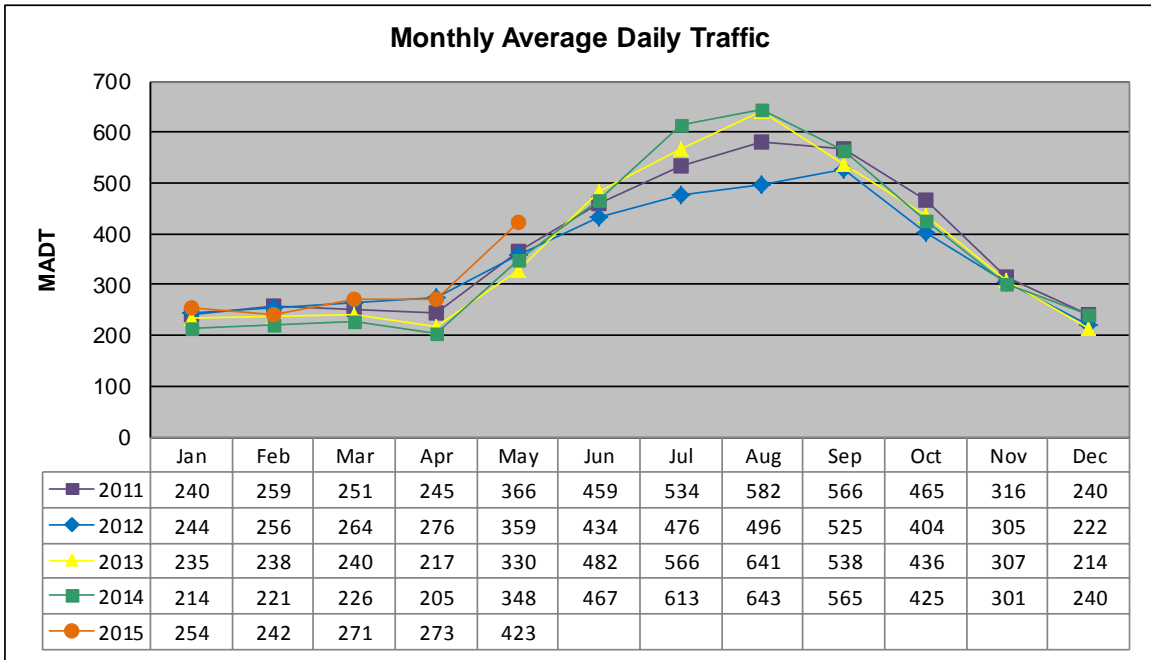


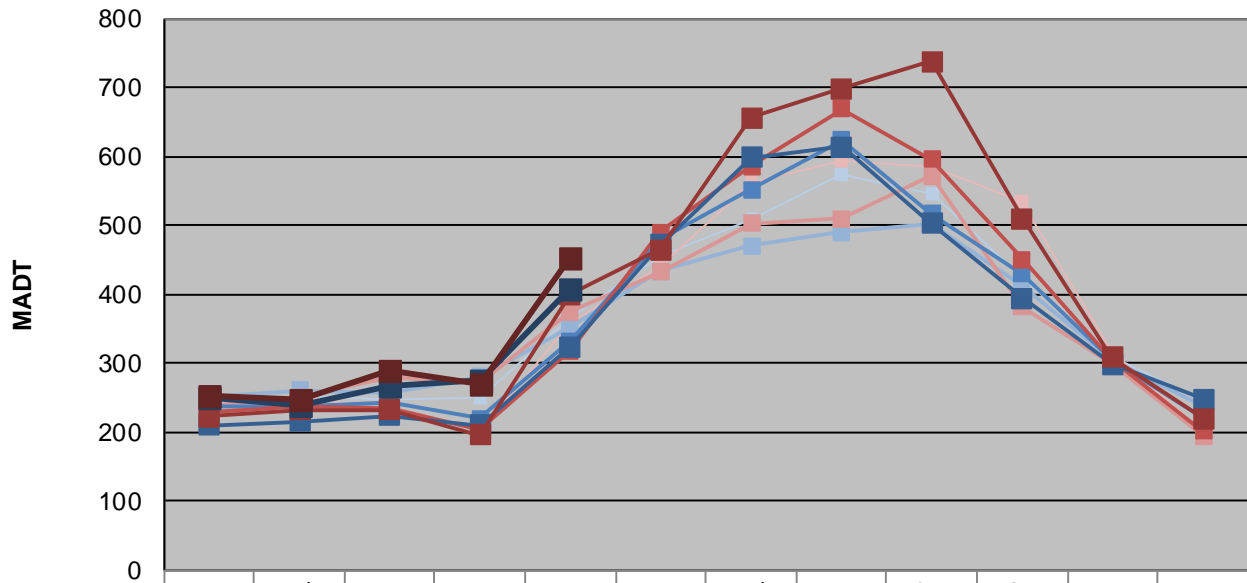
MONTHLY REPORT, STATION NO. 214 (ATR)

MAY 2015

Station Measurement: VOLUME/SPEED/CLASS		
Route: TH 1	Route Direction: N/S	Lanes: 2
County: Lake	Closest City: Silver Bay	
Functional Class: Rural Minor Arterial		
Location: 1 MI NW OF CSAH7, N OF SILVER BAY		
Ref Post: 342+00.110	True Mile: 338.881	Sequence No. 6758
Volume: 13,107		MADT: 423
Weekday (M-F) MADT: 408		Weekend (Sa-Su) MADT: 454



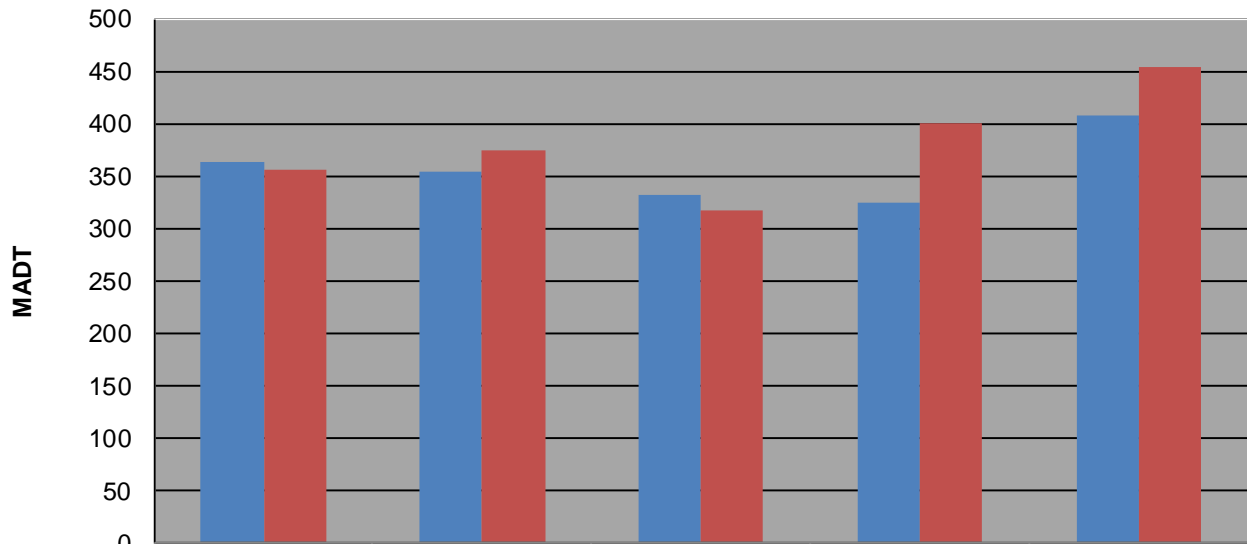
Weekday (WD)/Weekend (WE) Monthly Average Daily Traffic



	Jan	Feb	Mar	Apr	May	Jun	Jul	Aug	Sep	Oct	Nov	Dec
'11 WD	240	252	248	250	364	456	508	574	546	424	308	244
'11 WE	218	252	230	202	356	440	562	594	586	534	314	198
'12 WD	250	260	256	280	354	434	470	490	502	412	306	236
'12 WE	236	250	280	270	374	432	502	510	572	382	300	194
'13 WD	236	238	242	220	332	478	552	624	516	430	306	220
'13 WE	230	238	234	204	318	490	586	668	596	450	306	202
'14 WD	210	216	224	210	324	472	598	614	502	394	298	248
'14 WE	222	232	232	196	400	464	656	698	738	510	308	220
'15 WD	250	240	266	274	408							
'15 WE	254	246	290	270	454							

Note: 'Weekday' defined as Monday-Friday, 'Weekend' defined as Saturday-Sunday

Weekday/Weekend Monthly Average Daily Traffic ('11-'15)



	May-11	May-12	May-13	May-14	May-15
Weekday	364	354	332	324	408
Weekend	356	374	318	400	454