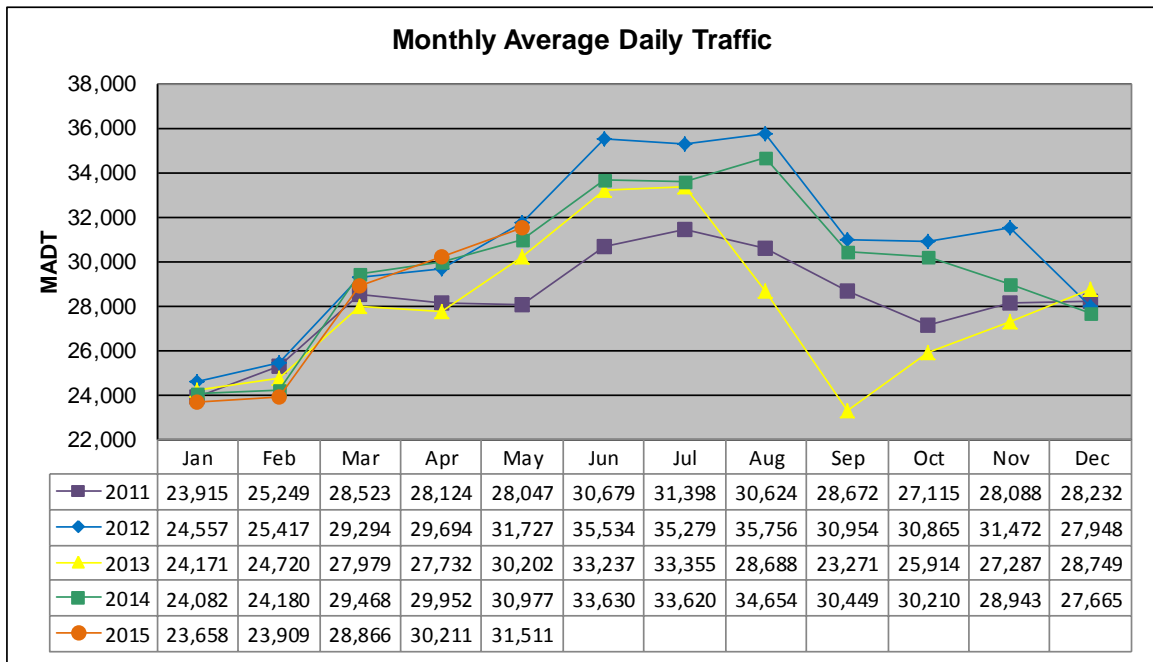


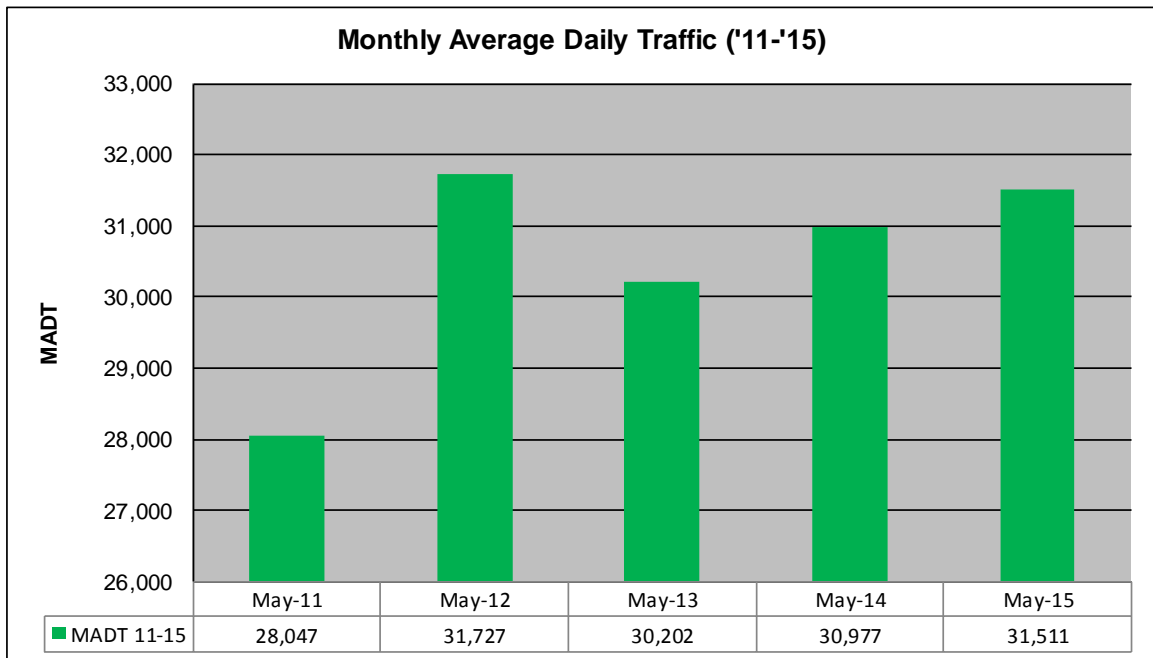
MONTHLY REPORT, STATION NO. 208 (ATR)

MAY 2015

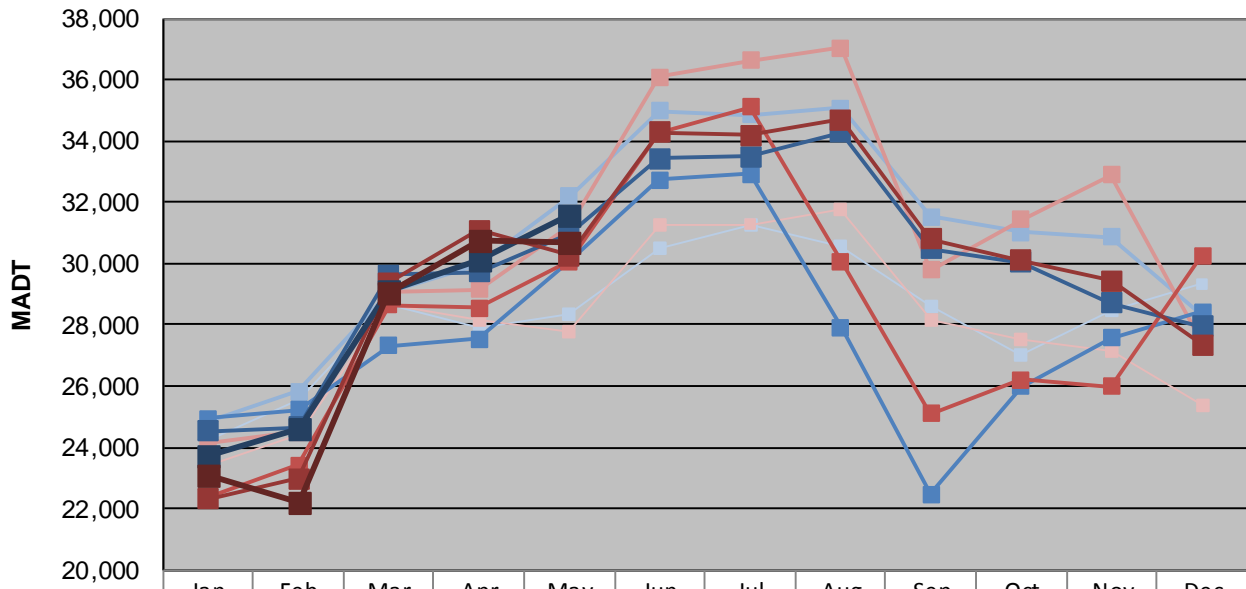
Station Measurement: VOLUME/SPEED/CLASS		
Route: I-35	Route Direction: N/S	Lanes: 4
County: Steele		Closest City: Owatonna
Functional Class: Urban Principal Arterial - Interstate		
Location: .6 MI N OF CSAH9, N OF OWATONNA		
Ref Post: 046+00.100	True Mile: 45.919	Sequence No. 9832
Volume: 976,827		MADT: 31,511
Weekday (M-F) MADT: 31,582		Weekend (Sa-Su) MADT: 30,688



Note: Decrease in traffic May to October 2011 and August to November 2013 due to construction on I-35



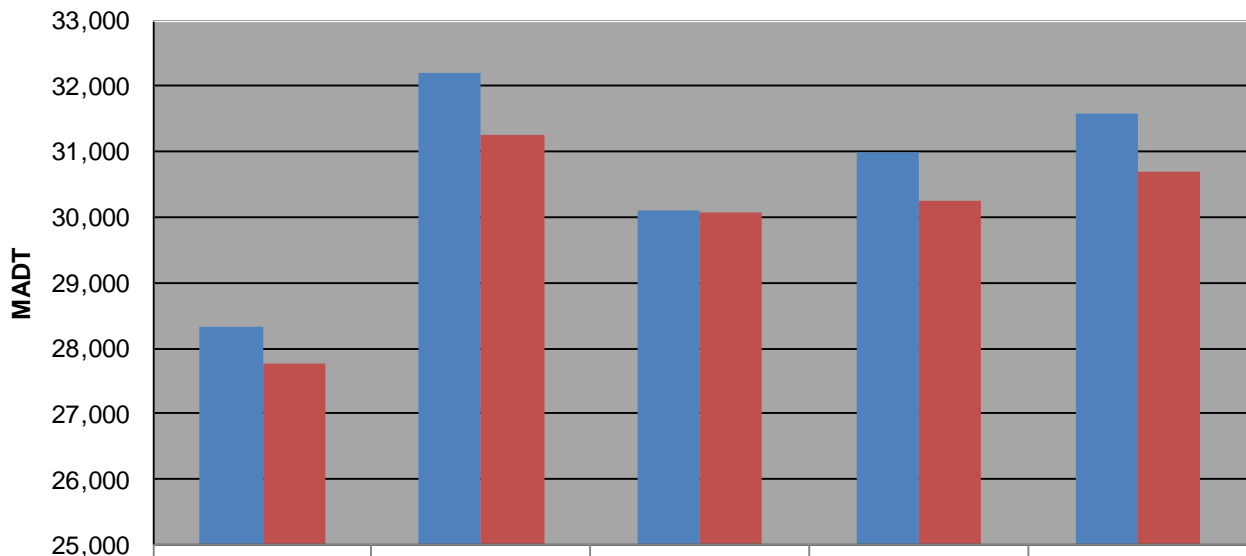
Weekday (WD)/Weekend (WE) Monthly Average Daily Traffic



	Jan	Feb	Mar	Apr	May	Jun	Jul	Aug	Sep	Oct	Nov	Dec
'11 WD	24,248	25,580	28,686	27,894	28,320	30,516	31,250	30,578	28,624	27,002	28,466	29,346
'11 WE	23,438	24,394	28,672	28,156	27,758	31,238	31,278	31,796	28,160	27,528	27,114	25,396
'12 WD	24,844	25,814	29,052	29,936	32,194	34,970	34,854	35,090	31,542	31,010	30,864	28,328
'12 WE	24,140	24,544	29,054	29,144	31,242	36,092	36,634	37,042	29,782	31,420	32,886	27,404
'13 WD	24,934	25,232	27,314	27,546	30,100	32,720	32,926	27,934	22,464	25,998	27,568	28,426
'13 WE	22,342	23,436	28,646	28,552	30,074	34,268	35,112	30,084	25,100	26,224	25,982	30,274
'14 WD	24,536	24,666	29,642	29,738	30,986	33,430	33,508	34,292	30,488	30,046	28,704	27,942
'14 WE	22,320	22,966	29,378	31,080	30,264	34,298	34,192	34,690	30,806	30,090	29,424	27,340
'15 WD	23,700	24,592	29,120	30,092	31,582							
'15 WE	23,060	22,204	29,054	30,744	30,688							

Note: 'Weekday' defined as Monday-Friday, 'Weekend' defined as Saturday-Sunday

Weekday/Weekend Monthly Average Daily Traffic ('11-'15)



	May-11	May-12	May-13	May-14	May-15
Weekday	28,320	32,194	30,100	30,986	31,582
Weekend	27,758	31,242	30,074	30,264	30,688