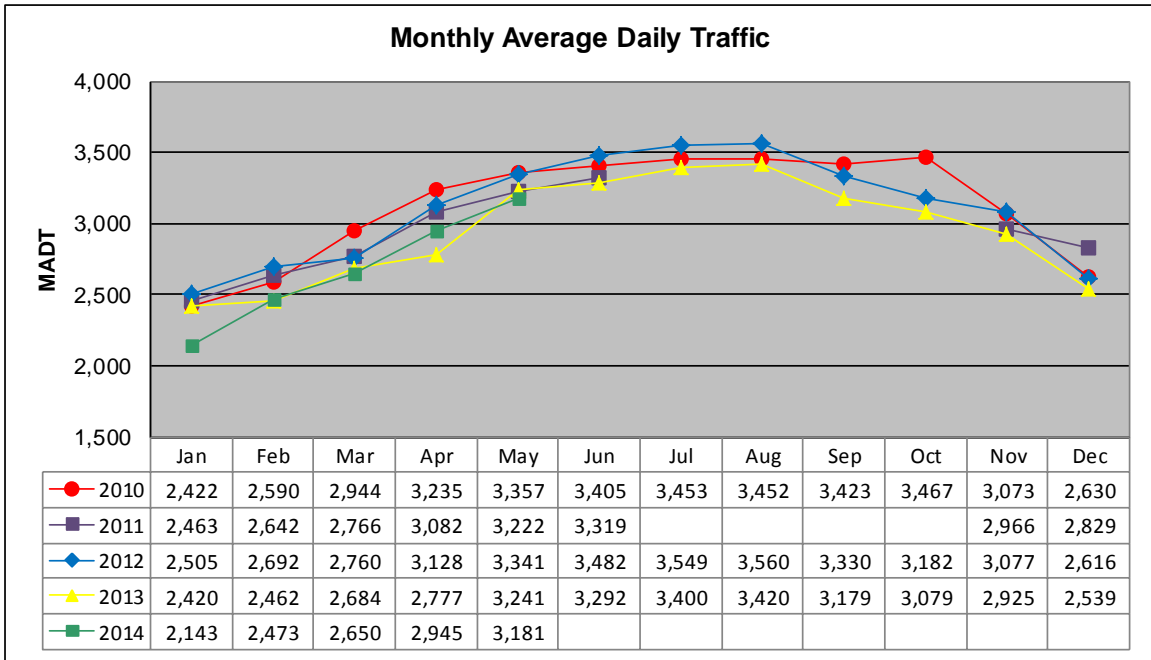


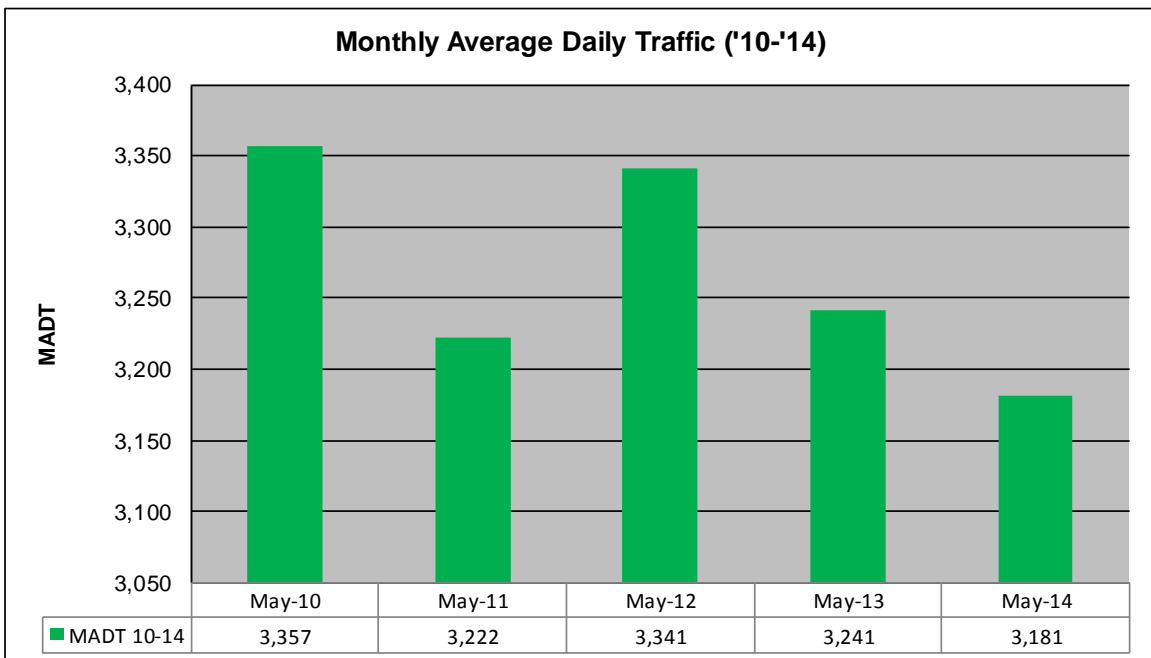
# MONTHLY REPORT, STATION NO. 34 (WIM)

## MAY 2014

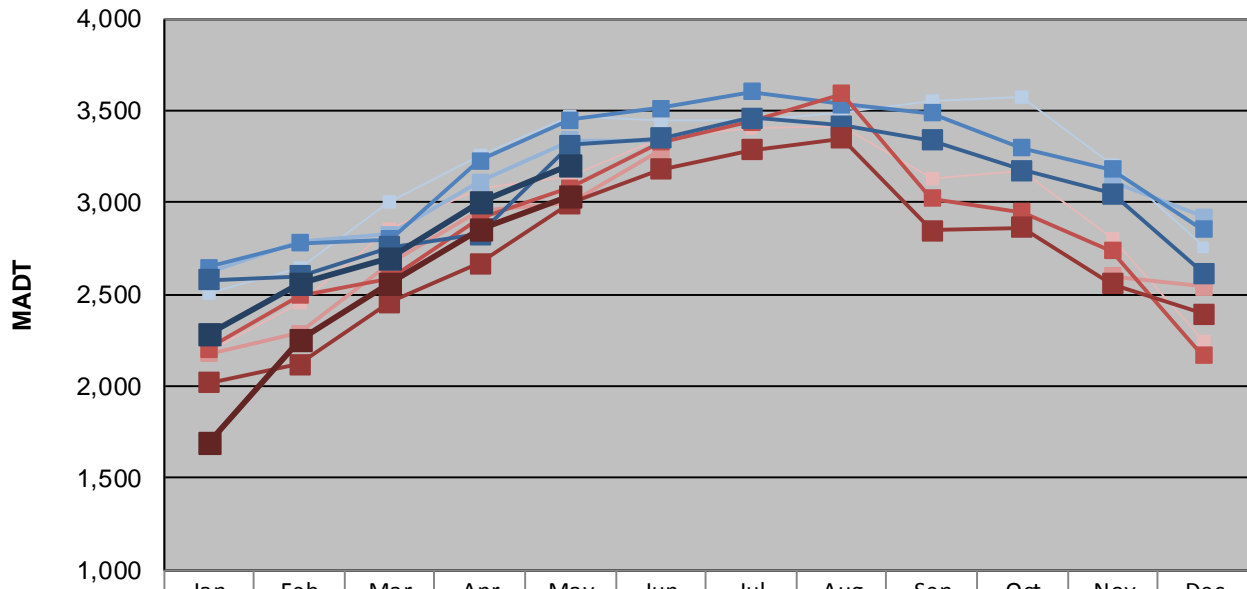
|  |                          |                                    |
|--|--------------------------|------------------------------------|
| Station Measurement: VOLUME/SPEED/CLASS/WEIGHT             |                          |                                    |
| Route: TH 23   | Route Direction: N/S     | Lanes: 2                           |
| County: Chippewa   | Closest City: Clara City |                                    |
| Functional Class: Rural Principal Arterial - Other         |                          |                                    |
| Location: 1.1 MI NE OF CR3 (80TH AVE SE), SW OF CLARA CITY |                          |                                    |
| Ref Post: 122+00.100                                       | True Mile: 116.91        | Sequence No. 797                   |
| <b>Volume: 98,609</b>                                      |                          | <b>MADT: 3,181</b>                 |
| <b>Weekday (M-F) MADT: 3,208</b>                           |                          | <b>Weekend (Sa-Su) MADT: 3,038</b> |



Note: No data July to October 2011 due to construction on TH 23



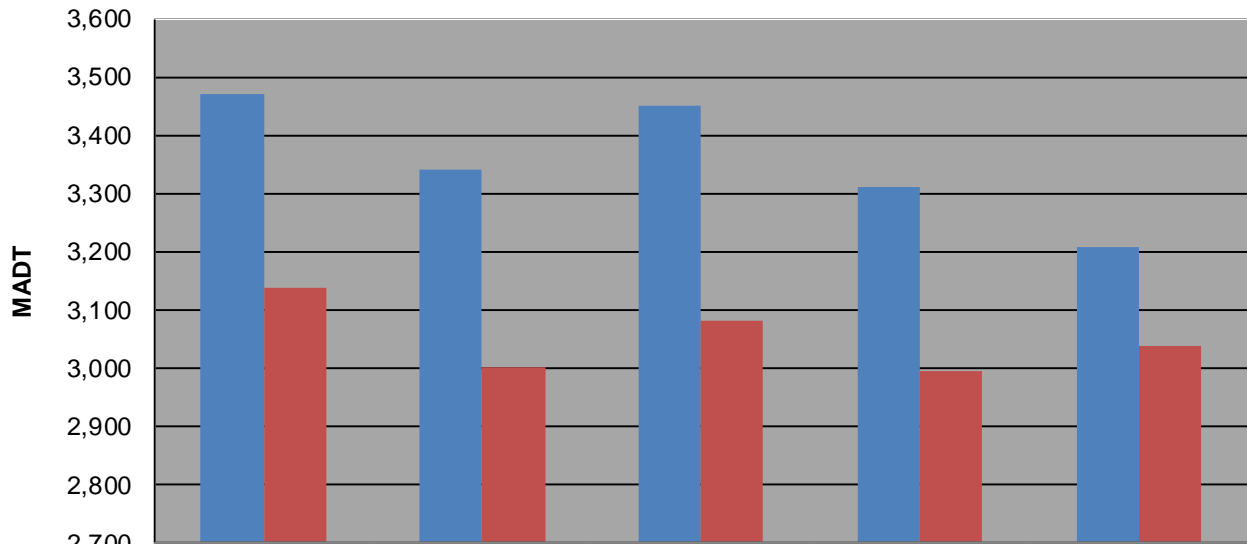
**Weekday (WD)/Weekend (WE) Monthly Average Daily Traffic**



|        | Jan   | Feb   | Mar   | Apr   | May   | Jun   | Jul   | Aug   | Sep   | Oct   | Nov   | Dec   |
|--------|-------|-------|-------|-------|-------|-------|-------|-------|-------|-------|-------|-------|
| '10 WD | 2,508 | 2,644 | 3,006 | 3,260 | 3,470 | 3,446 | 3,444 | 3,488 | 3,550 | 3,570 | 3,200 | 2,758 |
| '10 WE | 2,192 | 2,456 | 2,856 | 3,074 | 3,138 | 3,354 | 3,406 | 3,412 | 3,128 | 3,170 | 2,804 | 2,246 |
| '11 WD | 2,616 | 2,786 | 2,824 | 3,112 | 3,340 | 3,340 |       |       |       |       | 3,110 | 2,922 |
| '11 WE | 2,180 | 2,286 | 2,666 | 2,958 | 3,002 | 3,288 |       |       |       |       | 2,602 | 2,544 |
| '12 WD | 2,646 | 2,778 | 2,800 | 3,230 | 3,450 | 3,514 | 3,602 | 3,532 | 3,484 | 3,296 | 3,180 | 2,852 |
| '12 WE | 2,206 | 2,494 | 2,582 | 2,914 | 3,082 | 3,328 | 3,440 | 3,594 | 3,022 | 2,948 | 2,736 | 2,166 |
| '13 WD | 2,578 | 2,598 | 2,760 | 2,828 | 3,310 | 3,348 | 3,462 | 3,420 | 3,338 | 3,174 | 3,046 | 2,618 |
| '13 WE | 2,020 | 2,122 | 2,458 | 2,666 | 2,994 | 3,180 | 3,288 | 3,350 | 2,846 | 2,864 | 2,560 | 2,392 |
| '14 WD | 2,284 | 2,560 | 2,698 | 3,000 | 3,208 |       |       |       |       |       |       |       |
| '14 WE | 1,692 | 2,256 | 2,564 | 2,860 | 3,038 |       |       |       |       |       |       |       |

Note: 'Weekday' defined as Monday-Friday, 'Weekend' defined as Saturday-Sunday

**Weekday/Weekend Monthly Average Daily Traffic ('10-'14)**



|         | May-10 | May-11 | May-12 | May-13 | May-14 |
|---------|--------|--------|--------|--------|--------|
| Weekday | 3,470  | 3,340  | 3,450  | 3,310  | 3,208  |
| Weekend | 3,138  | 3,002  | 3,082  | 2,994  | 3,038  |