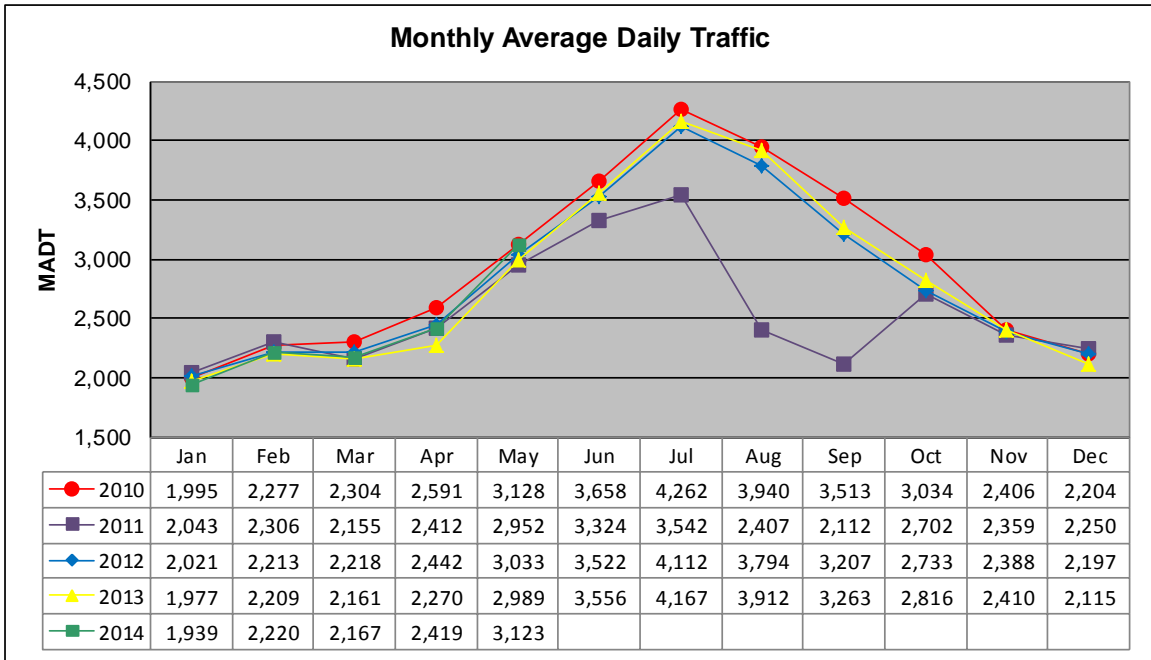


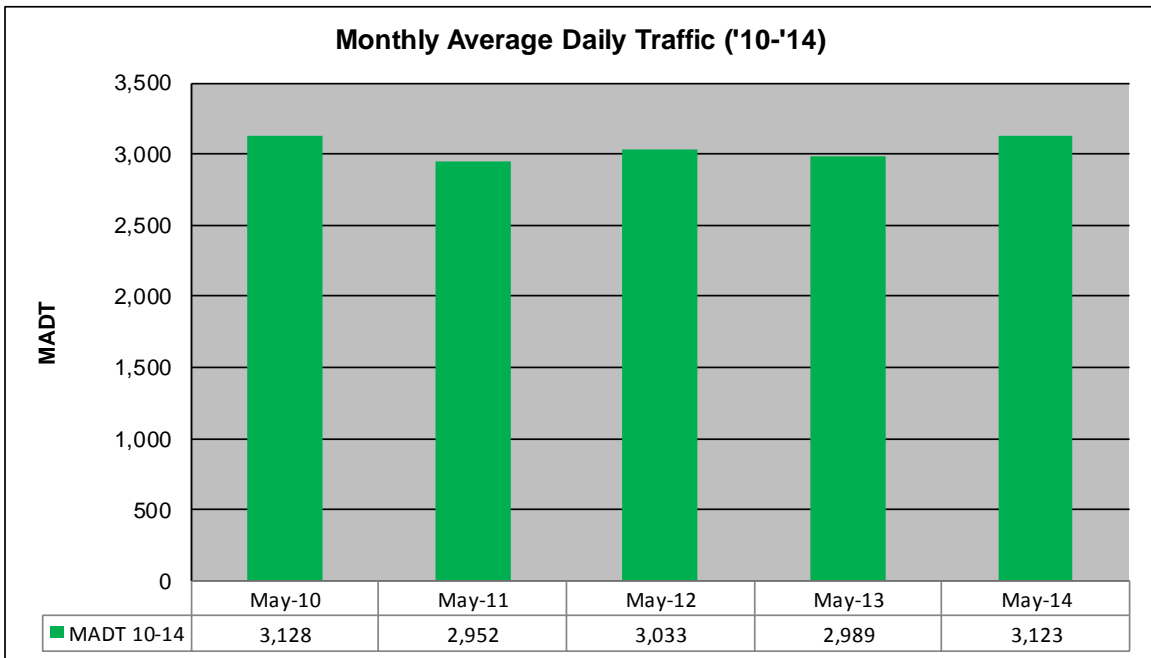
MONTHLY REPORT, STATION NO. 221 (ATR)

MAY 2014

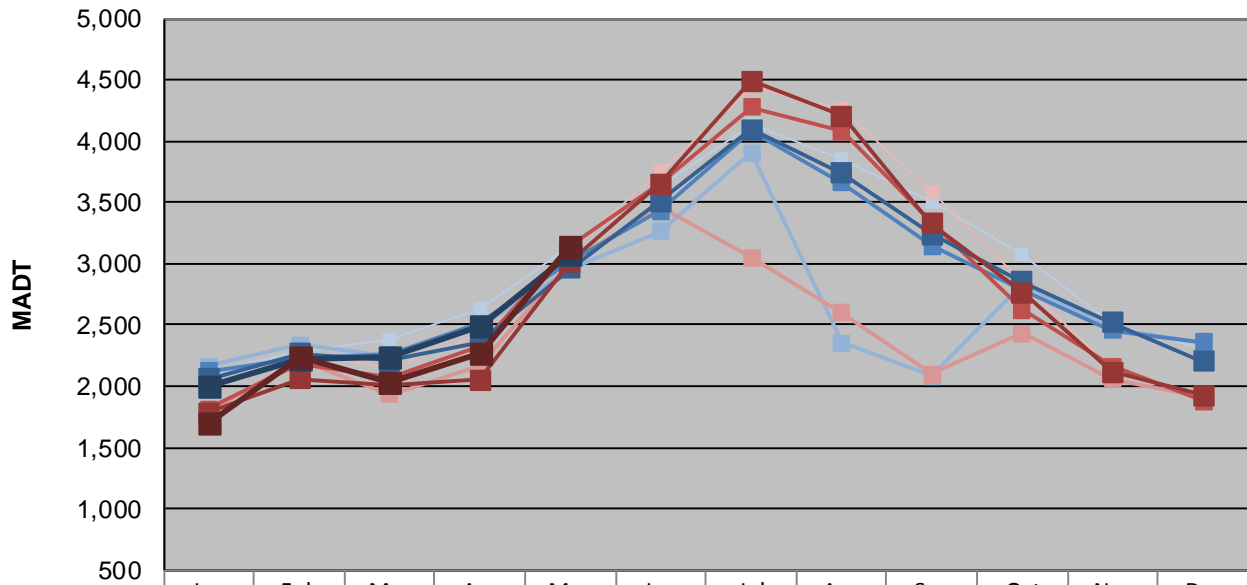
| | | |
|---|----------------------|------------------------------------|
| Station Measurement: VOLUME/SPEED/CLASS | | |
| Route: TH 34 | Route Direction: N/S | Lanes: 2 |
| County: Hubbard | Closest City: Nevis | |
| Functional Class: Rural Principal Arterial - Other | | |
| Location: 1.5 NE OF CSAH2 (BUNYAN TRAILS RD), NE OF NEVIS | | |
| Ref Post: 087+00.730 | True Mile: 88.713 | Sequence No. 6728 |
| Volume: 96,826 | | MADT: 3,123 |
| Weekday (M-F) MADT: 3,080 | | Weekend (Sa-Su) MADT: 3,148 |



Note: Decrease in traffic July to September 2011 due to construction on TH 34



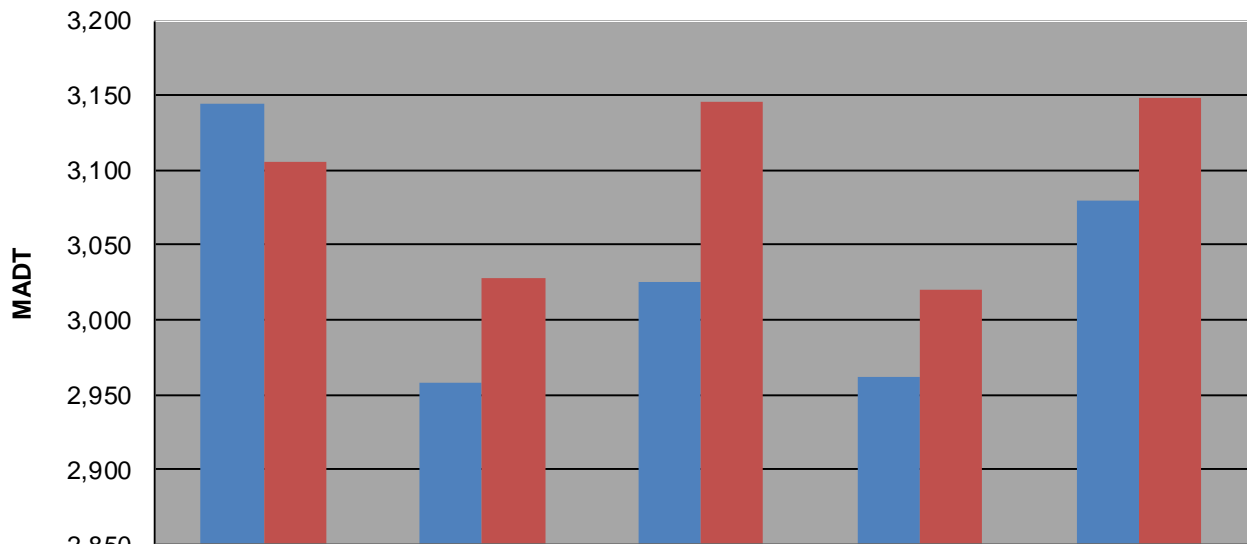
Weekday (WD)/Weekend (WE) Monthly Average Daily Traffic



| | Jan | Feb | Mar | Apr | May | Jun | Jul | Aug | Sep | Oct | Nov | Dec |
|--------|-------|-------|-------|-------|-------|-------|-------|-------|-------|-------|-------|-------|
| '10 WD | 2,114 | 2,280 | 2,376 | 2,630 | 3,144 | 3,638 | 4,142 | 3,856 | 3,500 | 3,074 | 2,512 | 2,298 |
| '10 WE | 1,718 | 2,270 | 2,144 | 2,424 | 3,106 | 3,764 | 4,436 | 4,264 | 3,588 | 2,856 | 2,130 | 1,906 |
| '11 WD | 2,160 | 2,334 | 2,244 | 2,484 | 2,958 | 3,264 | 3,908 | 2,352 | 2,086 | 2,828 | 2,464 | 2,354 |
| '11 WE | 1,784 | 2,210 | 1,936 | 2,164 | 3,028 | 3,464 | 3,050 | 2,600 | 2,096 | 2,432 | 2,062 | 1,920 |
| '12 WD | 2,120 | 2,236 | 2,258 | 2,512 | 3,026 | 3,430 | 4,086 | 3,662 | 3,144 | 2,788 | 2,458 | 2,360 |
| '12 WE | 1,814 | 2,182 | 2,068 | 2,318 | 3,146 | 3,654 | 4,280 | 4,082 | 3,336 | 2,626 | 2,166 | 1,876 |
| '13 WD | 2,058 | 2,268 | 2,210 | 2,358 | 2,962 | 3,508 | 4,094 | 3,738 | 3,242 | 2,854 | 2,516 | 2,206 |
| '13 WE | 1,780 | 2,060 | 2,012 | 2,052 | 3,020 | 3,652 | 4,490 | 4,204 | 3,330 | 2,762 | 2,112 | 1,924 |
| '14 WD | 2,006 | 2,216 | 2,236 | 2,484 | 3,080 | | | | | | | |
| '14 WE | 1,700 | 2,232 | 2,040 | 2,278 | 3,148 | | | | | | | |

Note: 'Weekday' defined as Monday-Friday, 'Weekend' defined as Saturday-Sunday

Weekday/Weekend Monthly Average Daily Traffic ('10-'14)



| | May-10 | May-11 | May-12 | May-13 | May-14 |
|---------|--------|--------|--------|--------|--------|
| Weekday | 3,144 | 2,958 | 3,026 | 2,962 | 3,080 |
| Weekend | 3,106 | 3,028 | 3,146 | 3,020 | 3,148 |