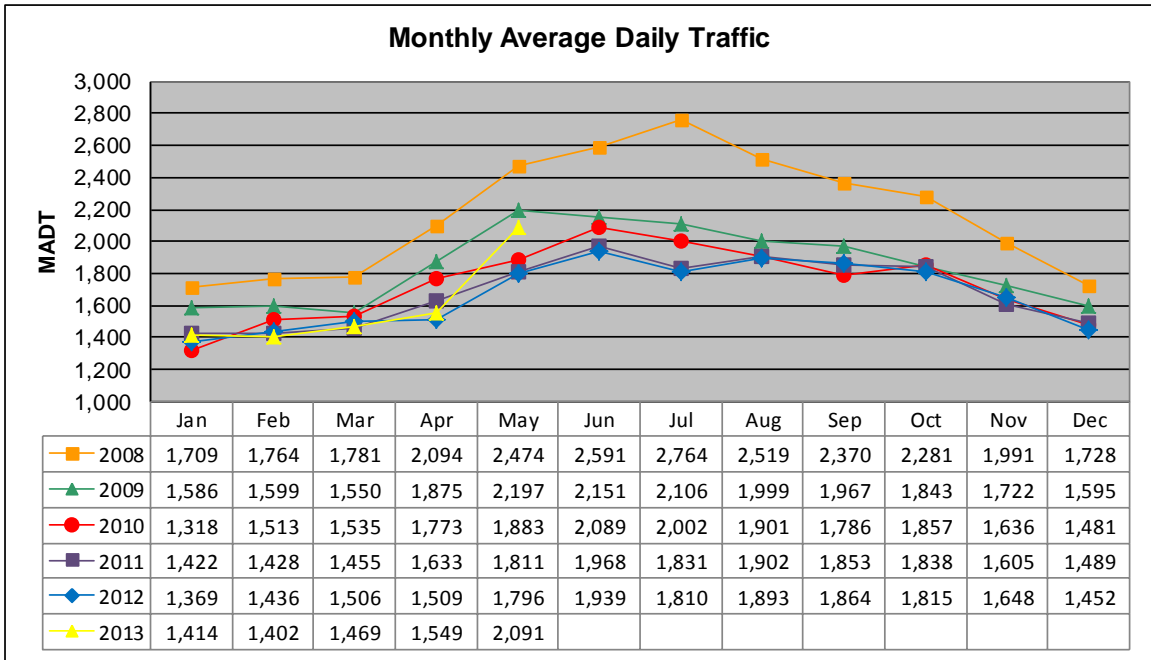


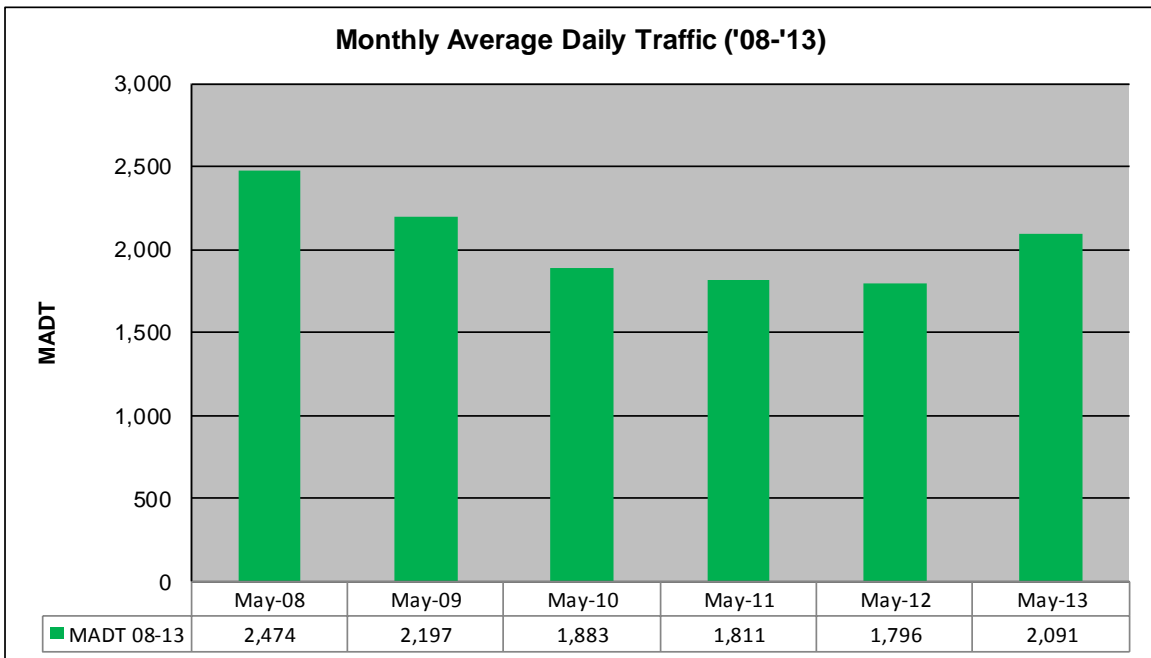
# MONTHLY REPORT, STATION NO. 400 (ATR)

## MAY 2013

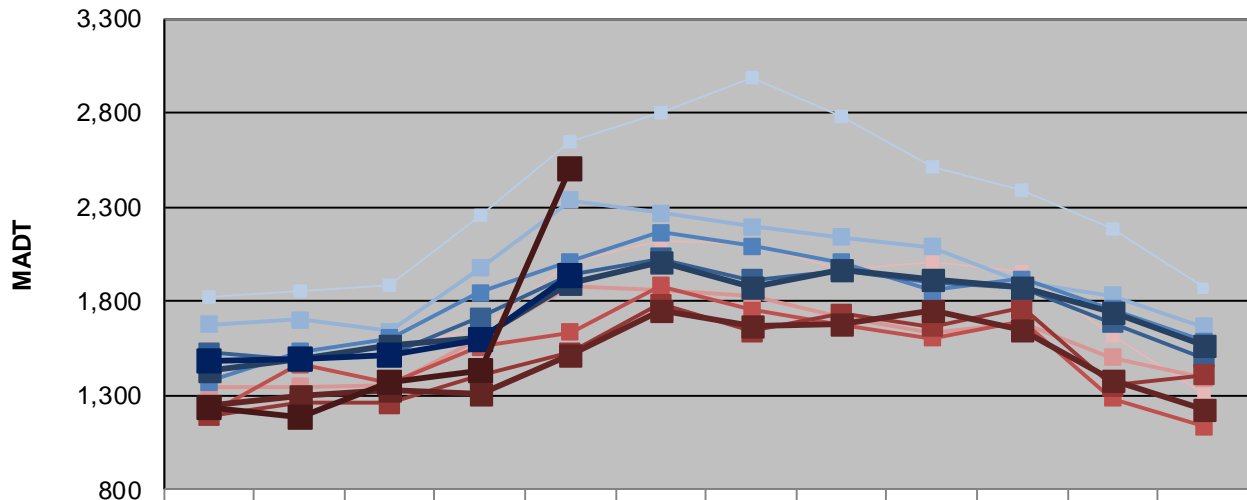
Station Measurement: VOLUME/SPEED/CLASS		
Route: CSAH 31	Route Direction: N/S	Lanes: 4
County: Hennepin	Closest City: Edina	
Functional Class: Rural Minor Arterial		
Location: S OF MSAS145 (W 70TH ST) IN EDINA		
Ref Post: 001+00.100	True Mile: 1.1	Sequence No. 9881
<b>Volume: 64,810</b>		<b>MADT: 2,091</b>
<b>Weekday (M-F) MADT: 1,938</b>		<b>(Sa-Su) Weekend MADT: 2,506</b>



Note: Increase in traffic April to November 2008 due to detours from TH 12 and county roads



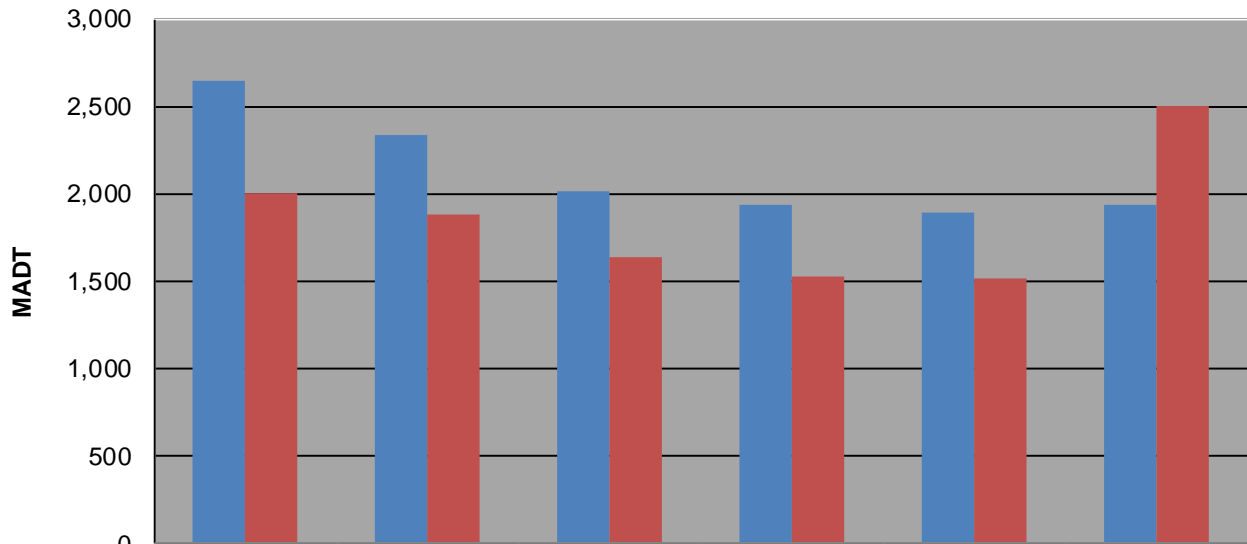
**Weekday (WD)/Weekend (WE) Monthly Average Daily Traffic**



	Jan	Feb	Mar	Apr	May	Jun	Jul	Aug	Sep	Oct	Nov	Dec
'08 WD	1,818	1,852	1,888	2,254	2,646	2,802	2,986	2,778	2,516	2,388	2,180	1,872
'08 WE	1,414	1,508	1,568	1,650	2,006	2,126	2,104	1,962	2,008	1,952	1,614	1,312
'09 WD	1,674	1,700	1,642	1,972	2,336	2,270	2,196	2,140	2,090	1,900	1,828	1,666
'09 WE	1,348	1,346	1,352	1,602	1,884	1,854	1,828	1,718	1,634	1,682	1,502	1,392
'10 WD	1,374	1,532	1,602	1,848	2,012	2,164	2,092	2,006	1,854	1,916	1,758	1,588
'10 WE	1,202	1,466	1,362	1,556	1,634	1,884	1,752	1,674	1,604	1,690	1,286	1,136
'11 WD	1,528	1,484	1,520	1,714	1,940	2,028	1,914	1,962	1,900	1,868	1,688	1,502
'11 WE	1,190	1,264	1,258	1,404	1,526	1,782	1,642	1,732	1,664	1,762	1,352	1,406
'12 WD	1,432	1,496	1,568	1,602	1,896	2,012	1,876	1,962	1,920	1,876	1,742	1,568
'12 WE	1,250	1,294	1,330	1,304	1,514	1,748	1,670	1,674	1,752	1,646	1,378	1,224
'13 WD	1,478	1,492	1,510	1,594	1,938							
'13 WE	1,240	1,180	1,368	1,434	2,506							

Note: 'Weekday' defined as Monday-Friday, 'Weekend' defined as Saturday-Sunday

**Weekday/Weekend Monthly Average Daily Traffic ('08-'13)**



	May-08	May-09	May-10	May-11	May-12	May-13
Weekday	2,646	2,336	2,012	1,940	1,896	1,938
Weekend	2,006	1,884	1,634	1,526	1,514	2,506