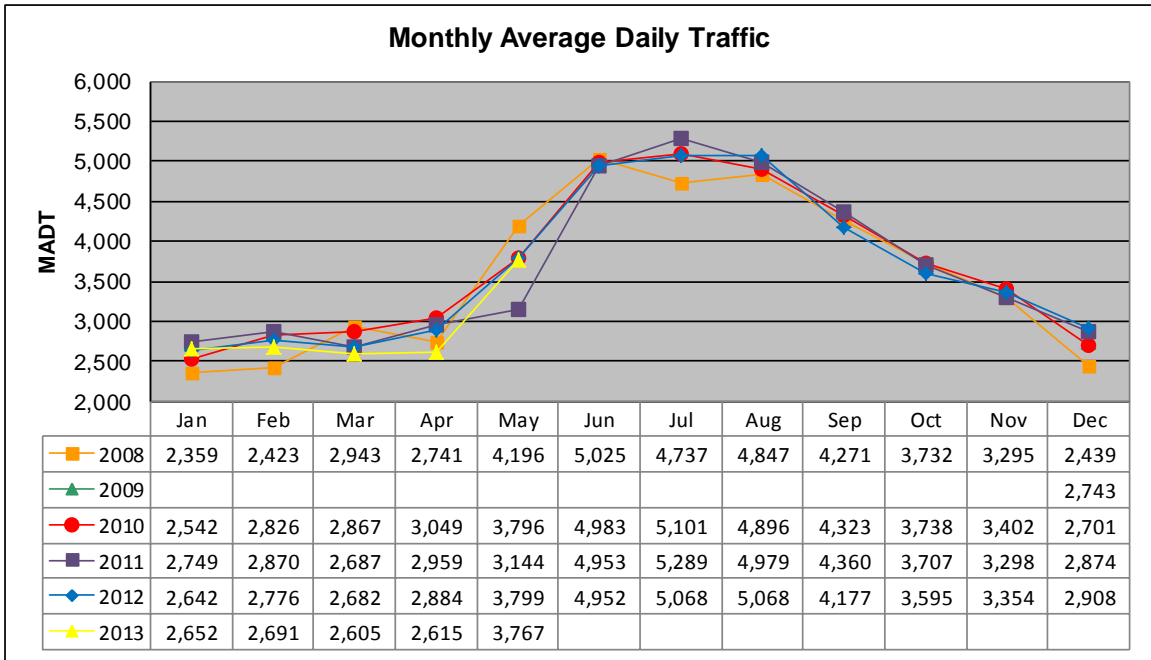


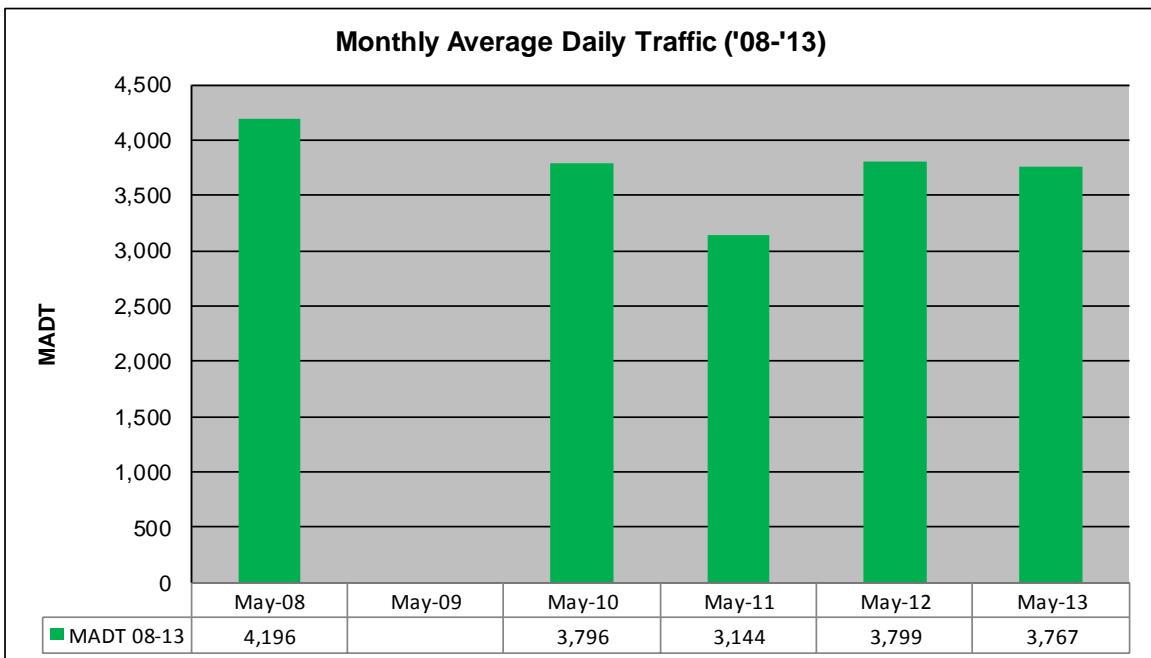
MONTHLY REPORT, STATION NO. 211 (ATR)

MAY 2013

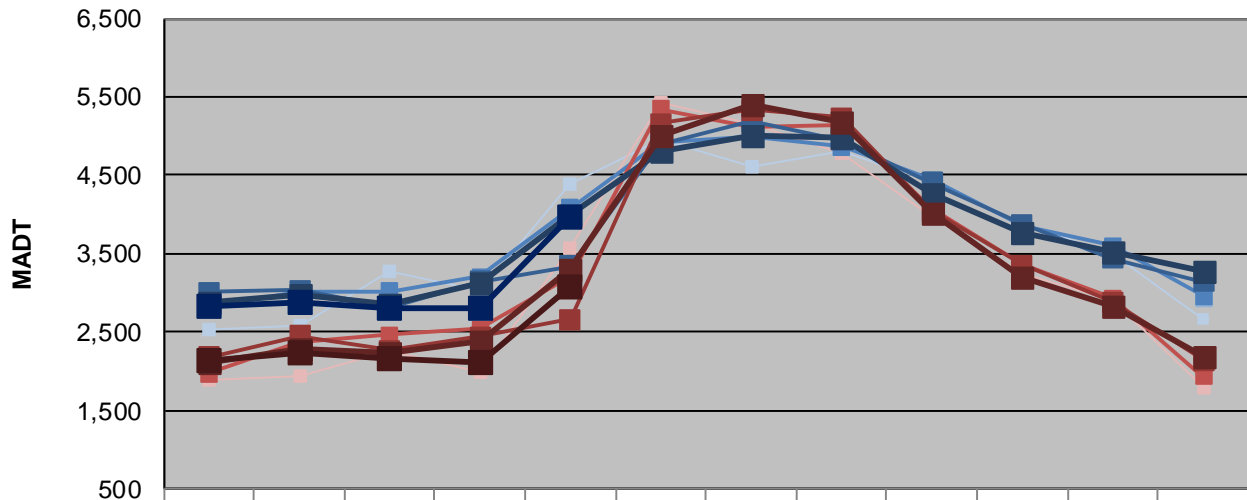
Station Measurement: VOLUME/SPEED/CLASS		
Route: TH 53	Route Direction: N/S	Lanes: 4
County: St Louis	Closest City: Virginia	
Functional Class: Rural Principal Arterial - Other		
Location: 1 MI NW OF CSAH65 (BISS RD), NW OF VIRGINIA		
Ref Post: 079+00.690	True Mile: 79.965	Sequence No. 6760
Volume: 116,776		MADT: 3,767
Weekday (M-F) MADT: 3,980		Weekend (Sa-Su) MADT: 3,078



Note: No data January to November 2009 due to sensors destroyed by construction



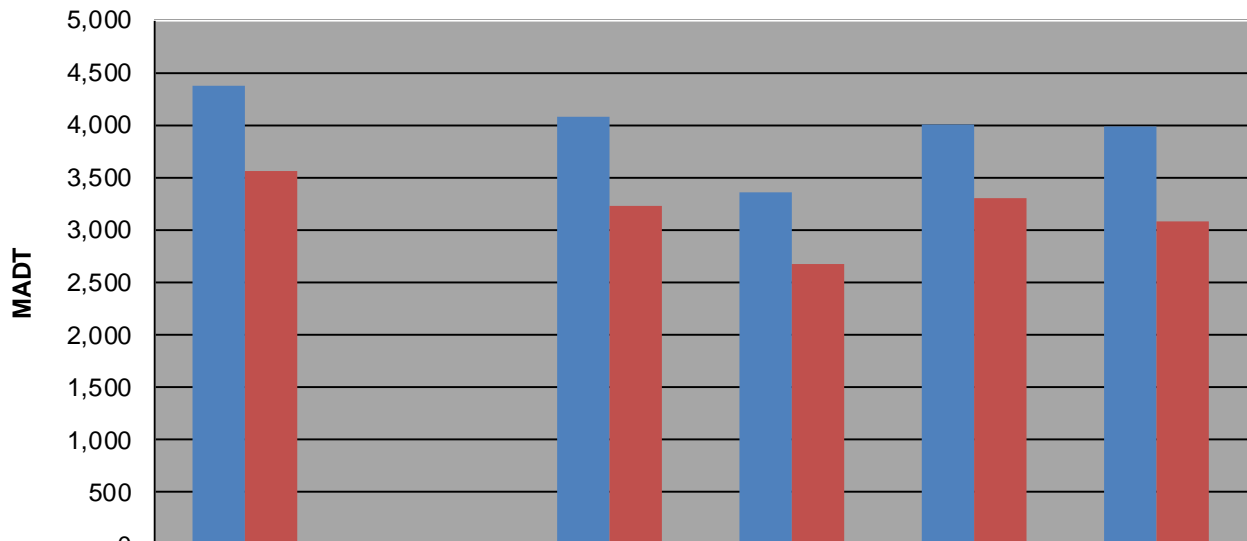
Weekday (WD)/Weekend (WE) Monthly Average Daily Traffic



	Jan	Feb	Mar	Apr	May	Jun	Jul	Aug	Sep	Oct	Nov	Dec
'08 WD	2,532	2,590	3,276	3,022	4,378	4,948	4,614	4,806	4,412	3,884	3,488	2,666
'08 WE	1,896	1,942	2,274	1,994	3,562	5,420	5,164	4,784	3,970	3,250	2,910	1,788
'09 WD												2,926
'09 WE												2,200
'10 WD	2,806	3,006	3,022	3,212	4,080	4,914	4,988	4,868	4,438	3,866	3,602	2,964
'10 WE	1,972	2,378	2,468	2,538	3,220	5,340	5,110	5,132	4,074	3,354	2,930	1,938
'11 WD	3,008	3,030	2,828	3,148	3,348	4,892	5,180	4,948	4,410	3,872	3,448	3,144
'11 WE	2,184	2,448	2,266	2,446	2,666	5,156	5,330	5,234	4,042	3,354	2,890	2,144
'12 WD	2,872	2,982	2,848	3,116	4,000	4,810	5,010	4,970	4,262	3,766	3,516	3,268
'12 WE	2,102	2,276	2,228	2,394	3,308	5,000	5,404	5,180	4,008	3,196	2,822	2,184
'13 WD	2,842	2,876	2,796	2,800	3,980							
'13 WE	2,126	2,228	2,168	2,104	3,078							

Note: 'Weekday' defined as Monday-Friday, 'Weekend' defined as Saturday-Sunday

Weekday/Weekend Monthly Average Daily Traffic ('08-'13)



	May-08	May-09	May-10	May-11	May-12	May-13
Weekday	4,378		4,080	3,348	4,000	3,980
Weekend	3,562		3,220	2,666	3,308	3,078