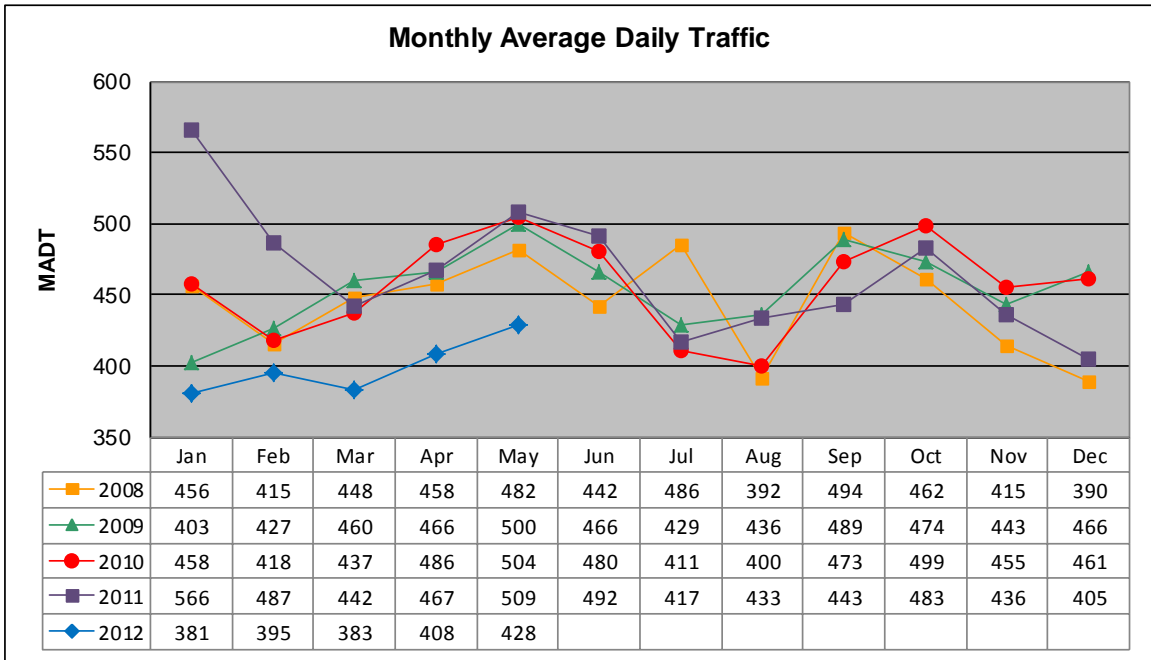


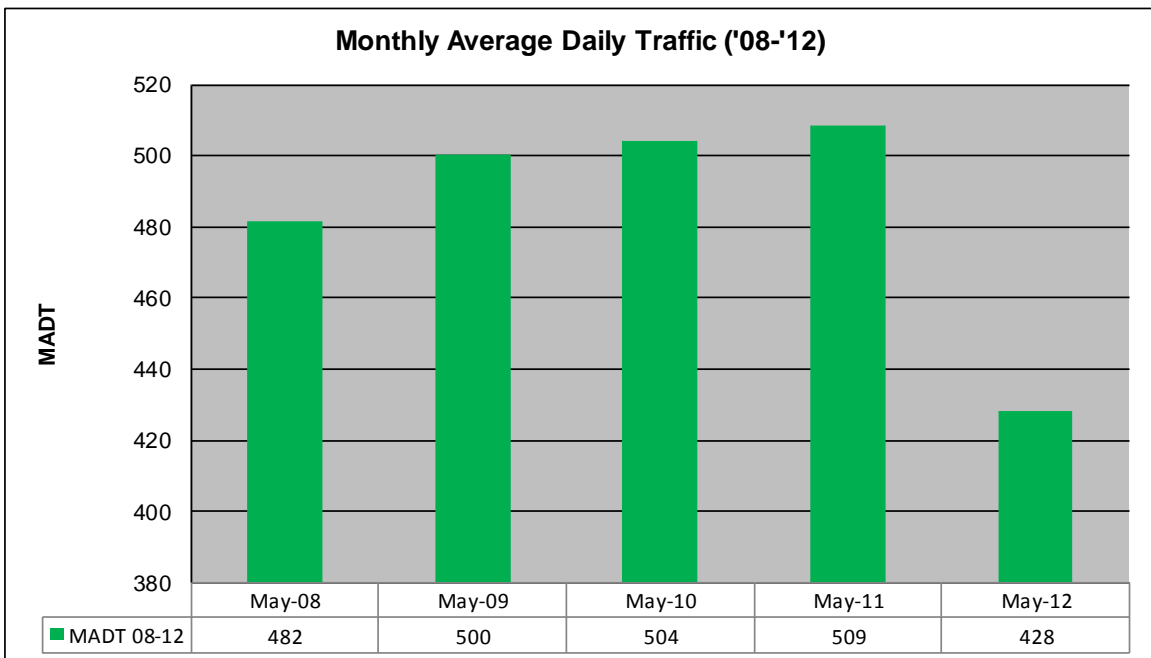
MONTHLY REPORT, STATION NO. 8 (ATR)

MAY 2012

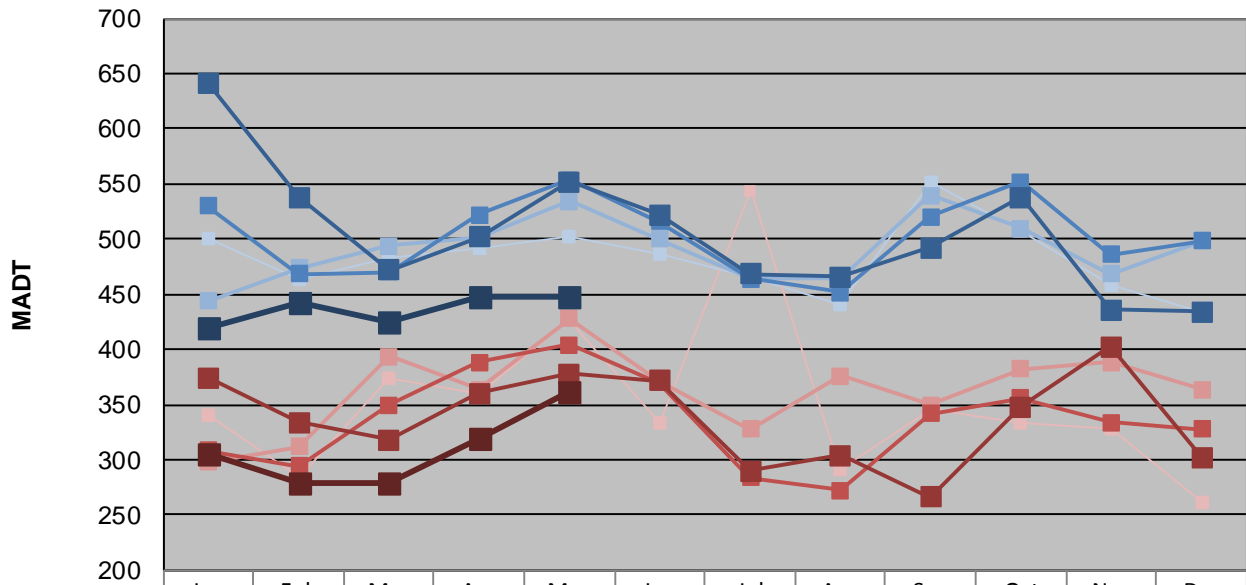
Station Measurement: VOLUME		
Route: CSAH 50	Route Direction: E/W	Lanes: 2
County: Norman		Closest City: Halstad
Functional Class: Rural Local		
Location: E OF TH75 (BRANDT ST) IN HALSTAD		
Ref Post: 000+00.070	True Mile: 0.07	Sequence No. 9806
Volume: 13,278		MADT: 428
Weekday (M-F) MADT: 448		Weekend (Sa-Su) MADT: 362



Note: Decrease in traffic September 2011 due to construction on TH 75



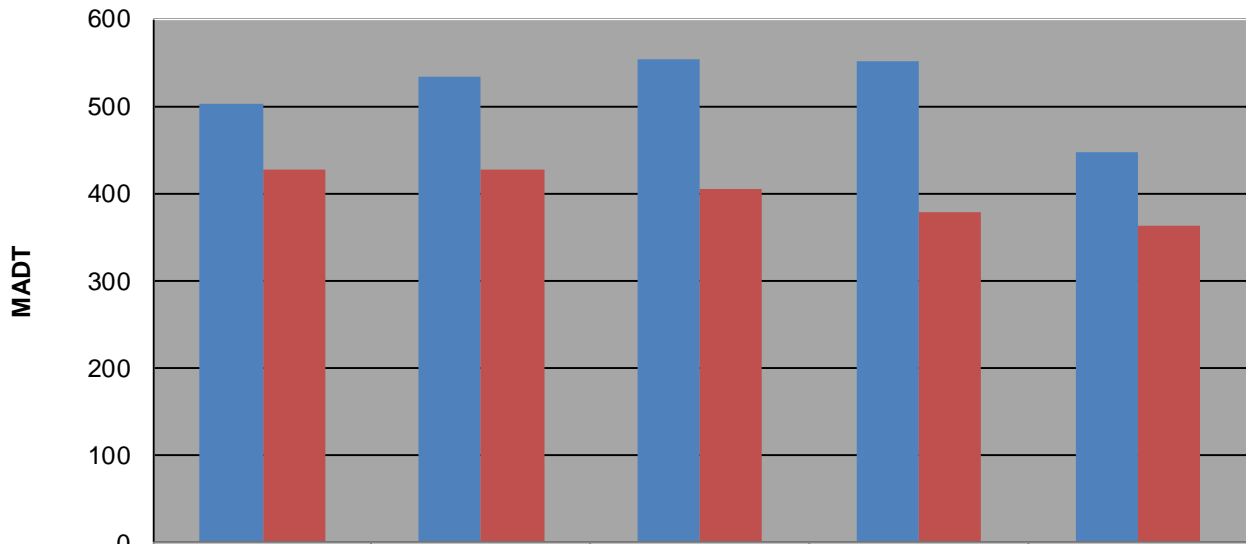
Weekday (WD)/Weekend (WE) Monthly Average Daily Traffic



	Jan	Feb	Mar	Apr	May	Jun	Jul	Aug	Sep	Oct	Nov	Dec
'08 WD	500	464	482	492	502	486	466	440	552	508	458	434
'08 WE	340	284	374	360	426	334	544	292	346	334	328	262
'09 WD	444	474	494	502	534	500	464	464	540	510	468	498
'09 WE	298	312	394	364	428	372	328	376	350	382	388	364
'10 WD	530	468	470	522	554	516	464	452	520	552	486	498
'10 WE	308	294	350	388	404	370	284	272	342	356	334	328
'11 WD	642	538	472	502	552	522	468	466	492	538	436	434
'11 WE	374	334	318	360	378	372	290	304	266	348	402	302
'12 WD	420	442	424	448	448							
'12 WE	306	278	278	320	362							

Note: 'Weekday' defined as Monday-Friday, 'Weekend' defined as Saturday-Sunday

Weekday/Weekend Monthly Average Daily Traffic ('08-'12)



	May-08	May-09	May-10	May-11	May-12
Weekday	502	534	554	552	448
Weekend	426	428	404	378	362