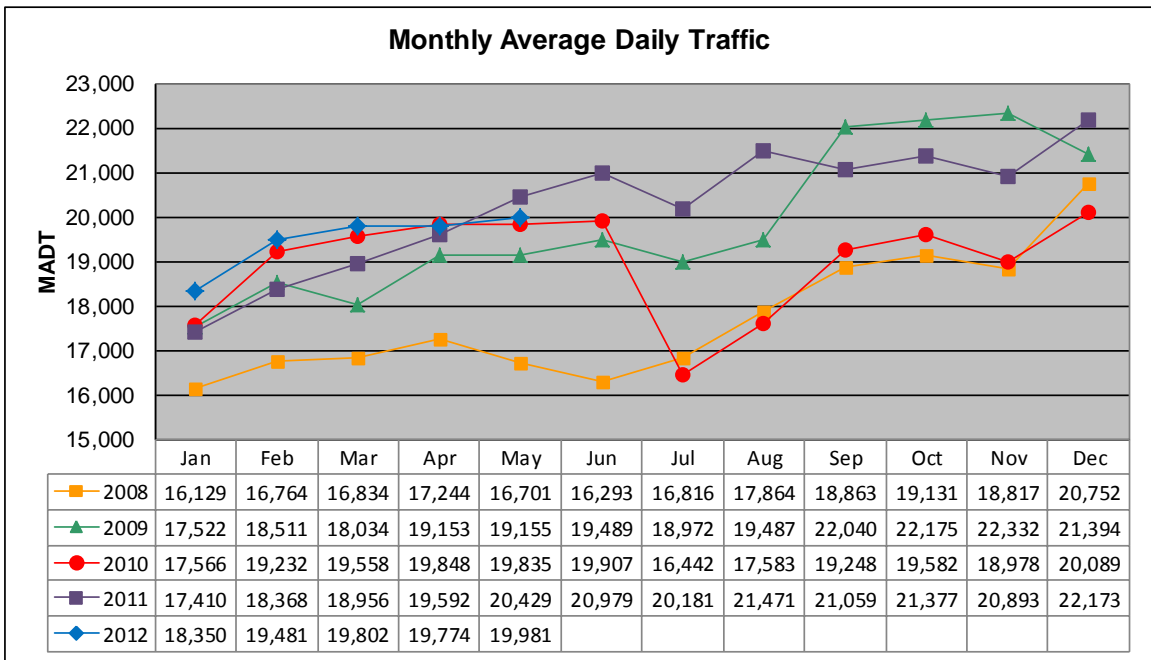


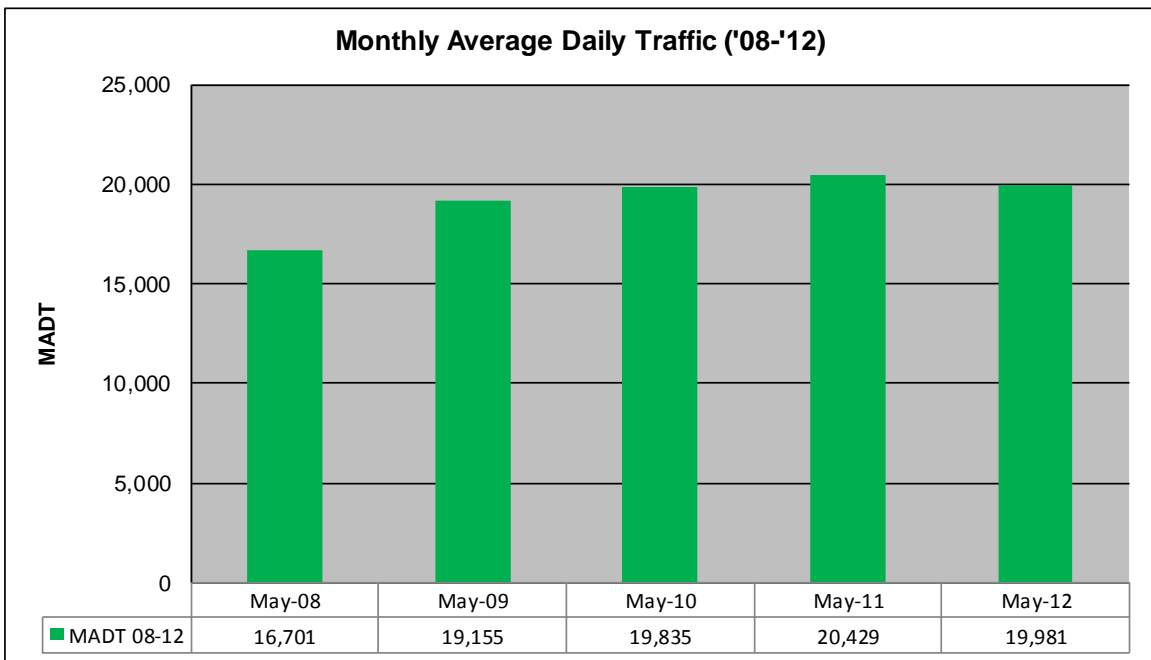
MONTHLY REPORT, STATION NO. 464 (ATR)

MAY 2012

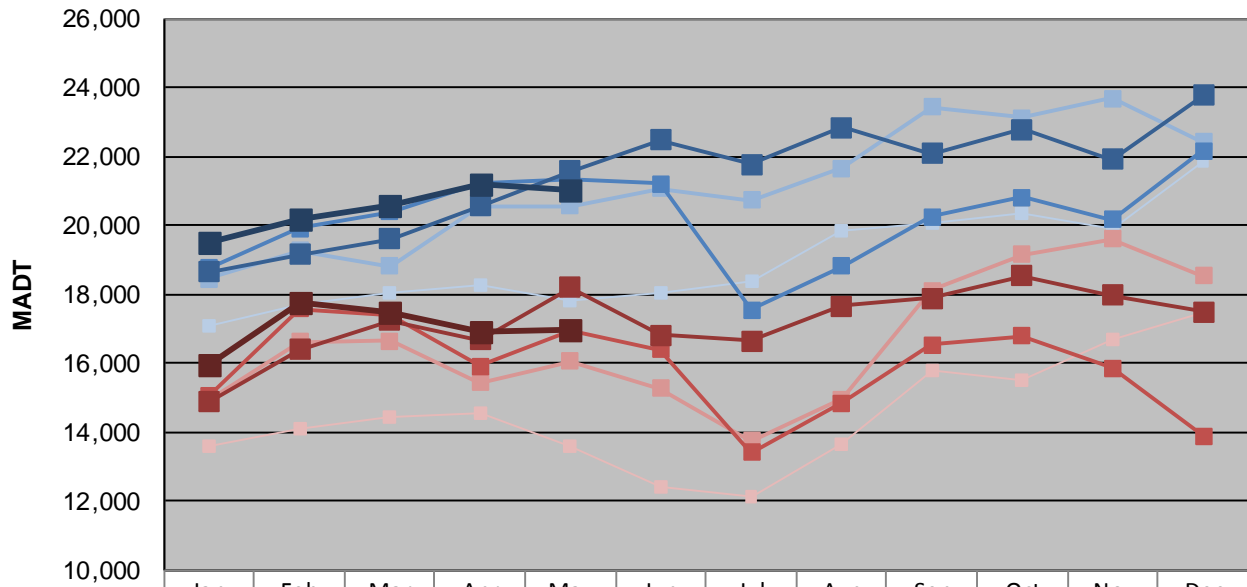
Station Measurement: VOLUME		
Route: CSAH 20	Route Direction: E/W	Lanes: 5
County: Ramsey	Closest City: Maplewood	
Functional Class: Urban Minor Arterial		
Location: E OF TH61 IN MAPLEWOOD		
Ref Post: 000+00.870	True Mile: 8.986	Sequence No. 9912
Volume: 619,397		MADT: 19,981
Weekday (M-F) MADT: 21,008		Weekend (Sa-Su) MADT: 16,958



Note: Decrease in traffic January to November 2008 and July to November 2010 due to construction on TH 61



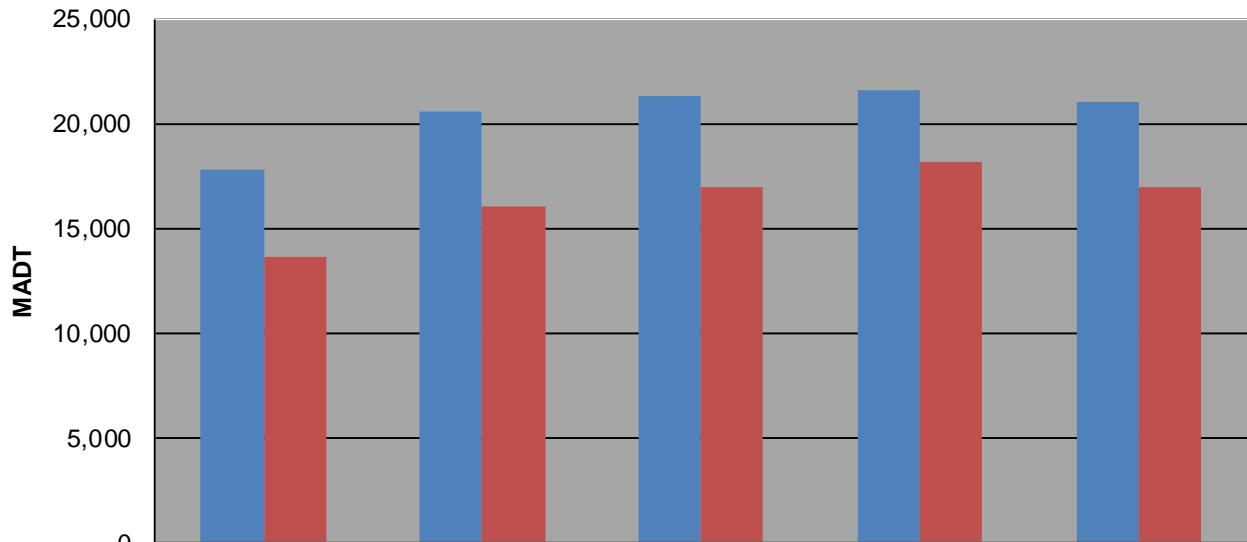
Weekday (WD)/Weekend (WE) Monthly Average Daily Traffic



	Jan	Feb	Mar	Apr	May	Jun	Jul	Aug	Sep	Oct	Nov	Dec
'08 WD	17,068	17,686	18,040	18,246	17,790	18,038	18,380	19,820	20,054	20,328	19,884	21,862
'08 WE	13,616	14,090	14,424	14,536	13,618	12,404	12,128	13,676	15,806	15,488	16,686	17,488
'09 WD	18,446	19,264	18,818	20,536	20,548	21,066	20,740	21,666	23,436	23,108	23,692	22,412
'09 WE	14,902	16,628	16,632	15,422	16,056	15,276	13,748	14,950	18,116	19,142	19,604	18,520
'10 WD	18,750	19,900	20,386	21,192	21,330	21,204	17,542	18,824	20,236	20,808	20,154	22,160
'10 WE	15,034	17,566	17,394	15,912	16,926	16,396	13,416	14,850	16,522	16,782	15,850	13,886
'11 WD	18,650	19,148	19,602	20,562	21,566	22,484	21,758	22,842	22,090	22,786	21,906	23,780
'11 WE	14,884	16,392	17,250	16,668	18,194	16,806	16,648	17,652	17,890	18,526	17,976	17,494
'12 WD	19,524	20,188	20,556	21,194	21,008							
'12 WE	15,930	17,750	17,494	16,896	16,958							

Note: 'Weekday' defined as Monday-Friday, 'Weekend' defined as Saturday-Sunday

Weekday/Weekend Monthly Average Daily Traffic ('08-'12)



	May-08	May-09	May-10	May-11	May-12
Weekday	17,790	20,548	21,330	21,566	21,008
Weekend	13,618	16,056	16,926	18,194	16,958