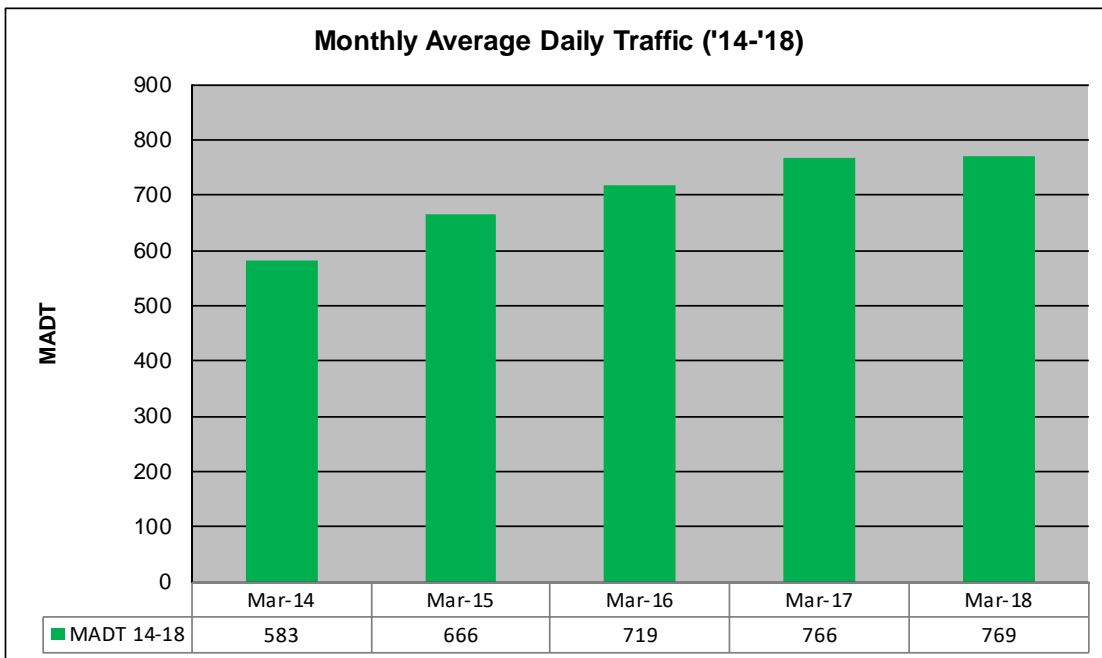
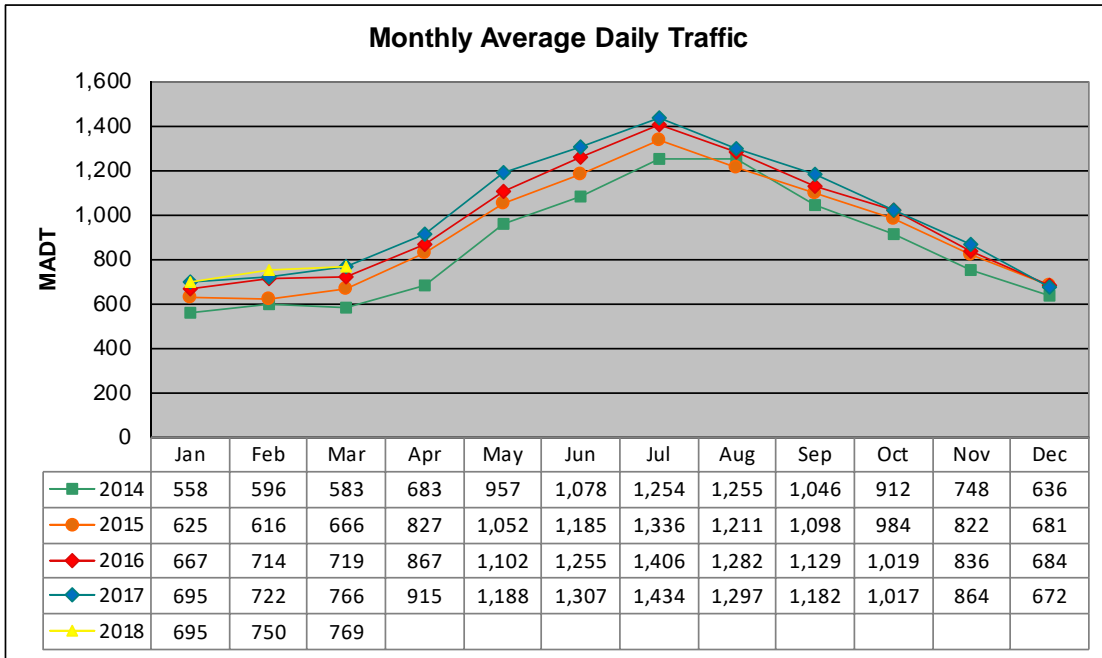


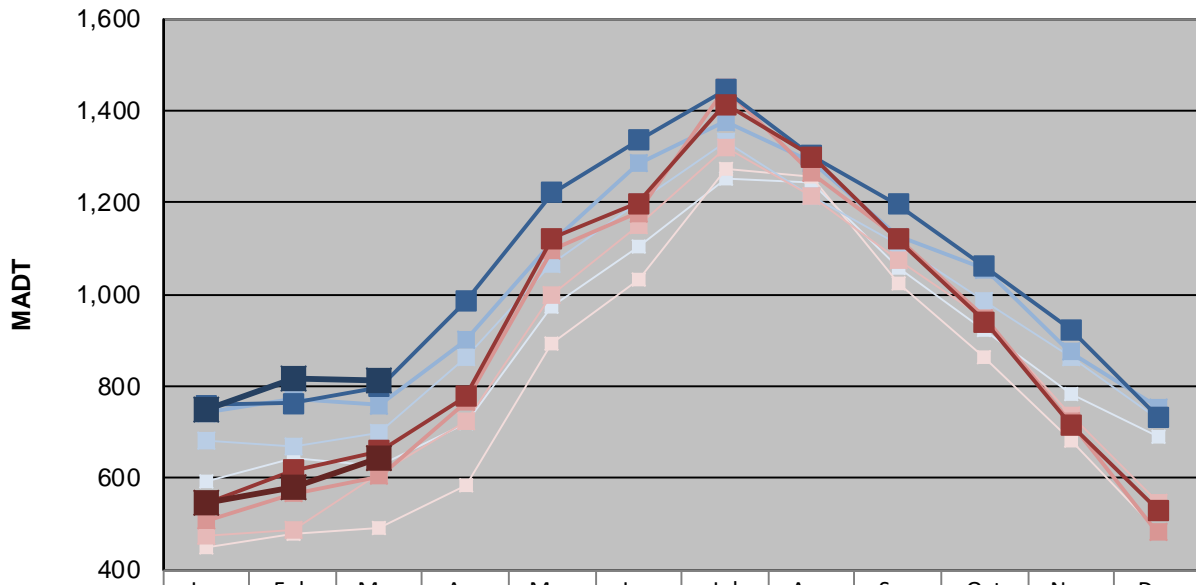
# MONTHLY REPORT, STATION NO. 44 (WIM)

## MARCH 2018

|  |                               |                                  |
|--|-------------------------------|----------------------------------|
| Station Measurement: VOLUME/SPEED/CLASS/WEIGHT |                               |                                  |
| Route: CSAH 1                                  | Route Direction: E/W          | Lanes: 2                         |
| County: Crow Wing                              | Closest City: Manhattan Beach |                                  |
| Functional Class: Rural Minor Arterial         |                               |                                  |
| Location: W OF CR134, W OF MANHATTAN BEACH     |                               |                                  |
| Ref Post: 008+00.100                           | True Mile: 8.1                | Sequence No. 9819                |
| <b>Volume: 23,847</b>                          |                               | <b>MADT: 769</b>                 |
| <b>Weekday (M-F) MADT: 812</b>                 |                               | <b>Weekend (Sa-Su) MADT: 642</b> |



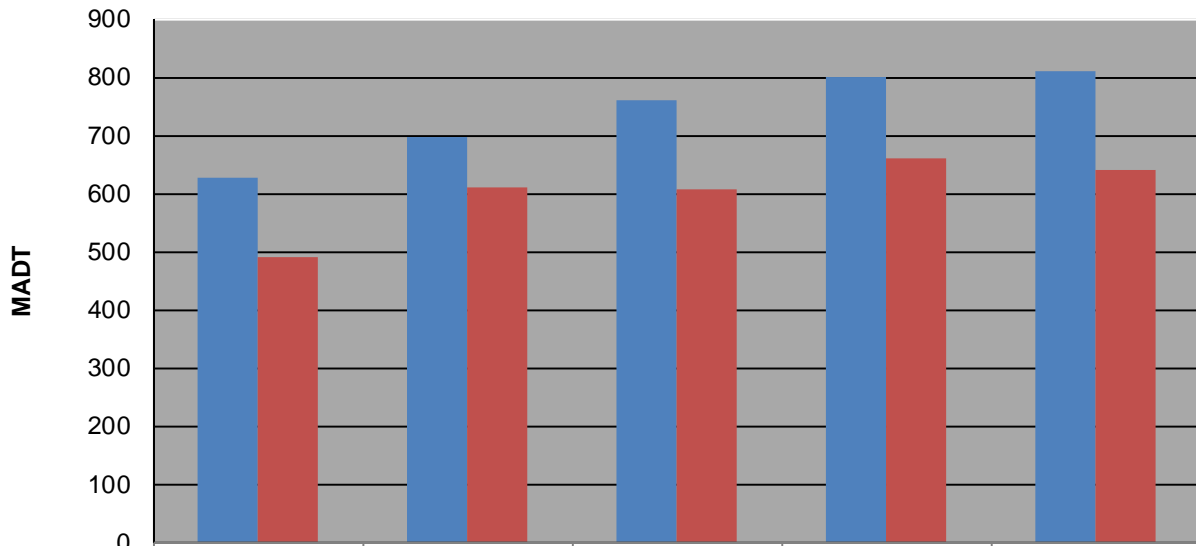
### Weekday (WD)/Weekend (WE) Monthly Average Daily Traffic



|        | Jan | Feb | Mar | Apr | May   | Jun   | Jul   | Aug   | Sep   | Oct   | Nov | Dec |
|--------|-----|-----|-----|-----|-------|-------|-------|-------|-------|-------|-----|-----|
| '14 WD | 592 | 644 | 628 | 718 | 974   | 1,106 | 1,250 | 1,244 | 1,058 | 922   | 782 | 690 |
| '14 WE | 450 | 478 | 490 | 586 | 894   | 1,032 | 1,274 | 1,256 | 1,026 | 864   | 680 | 484 |
| '15 WD | 680 | 668 | 698 | 864 | 1,068 | 1,202 | 1,332 | 1,214 | 1,110 | 988   | 862 | 728 |
| '15 WE | 476 | 486 | 610 | 724 | 1,000 | 1,150 | 1,318 | 1,212 | 1,076 | 946   | 738 | 546 |
| '16 WD | 742 | 772 | 760 | 900 | 1,116 | 1,284 | 1,376 | 1,286 | 1,126 | 1,054 | 876 | 754 |
| '16 WE | 508 | 568 | 606 | 766 | 1,096 | 1,178 | 1,450 | 1,264 | 1,122 | 950   | 724 | 482 |
| '17 WD | 760 | 764 | 800 | 984 | 1,222 | 1,336 | 1,446 | 1,302 | 1,196 | 1,060 | 924 | 734 |
| '17 WE | 546 | 618 | 660 | 778 | 1,122 | 1,198 | 1,414 | 1,300 | 1,120 | 940   | 716 | 532 |
| '18 WD | 750 | 818 | 812 |     |       |       |       |       |       |       |     |     |
| '18 WE | 546 | 582 | 642 |     |       |       |       |       |       |       |     |     |

Note: 'Weekday' defined as Monday-Friday, 'Weekend' defined as Saturday-Sunday

### Weekday/Weekend Monthly Average Daily Traffic ('14-'18)



|         | Mar-14 | Mar-15 | Mar-16 | Mar-17 | Mar-18 |
|---------|--------|--------|--------|--------|--------|
| Weekday | 628    | 698    | 760    | 800    | 812    |
| Weekend | 490    | 610    | 606    | 660    | 642    |