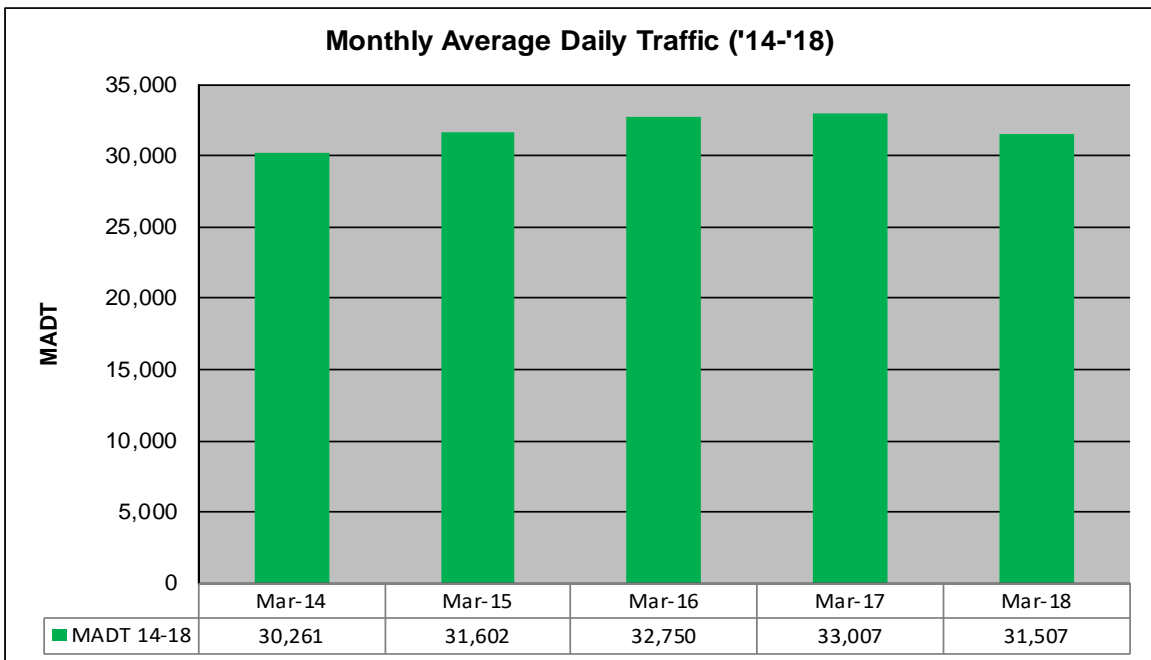
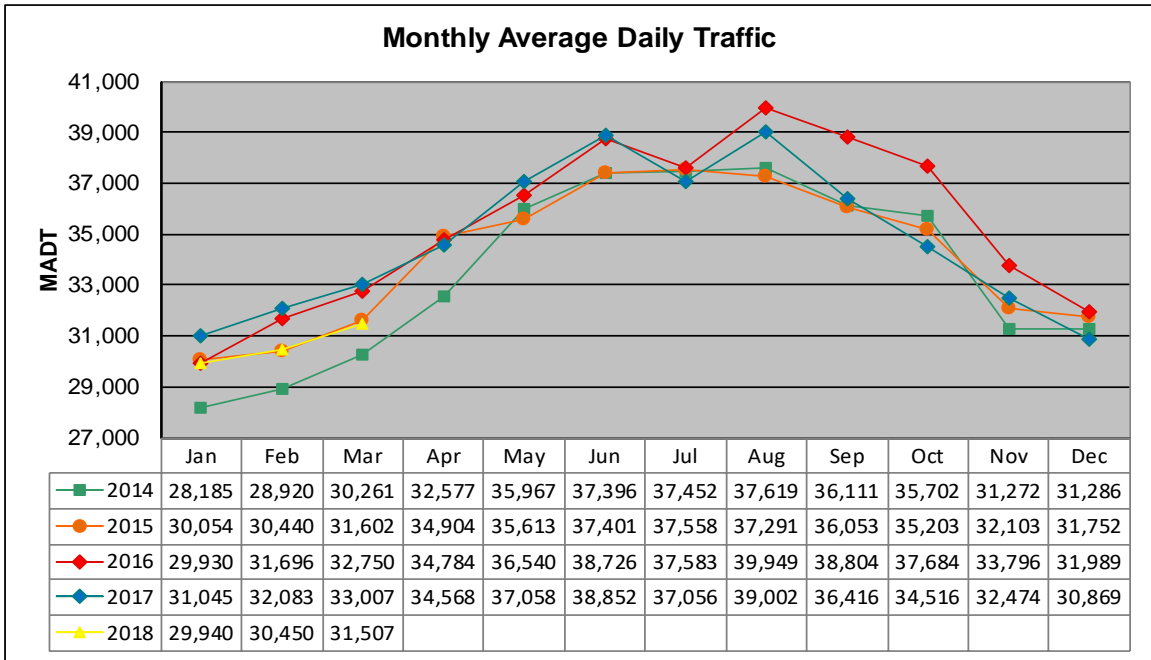


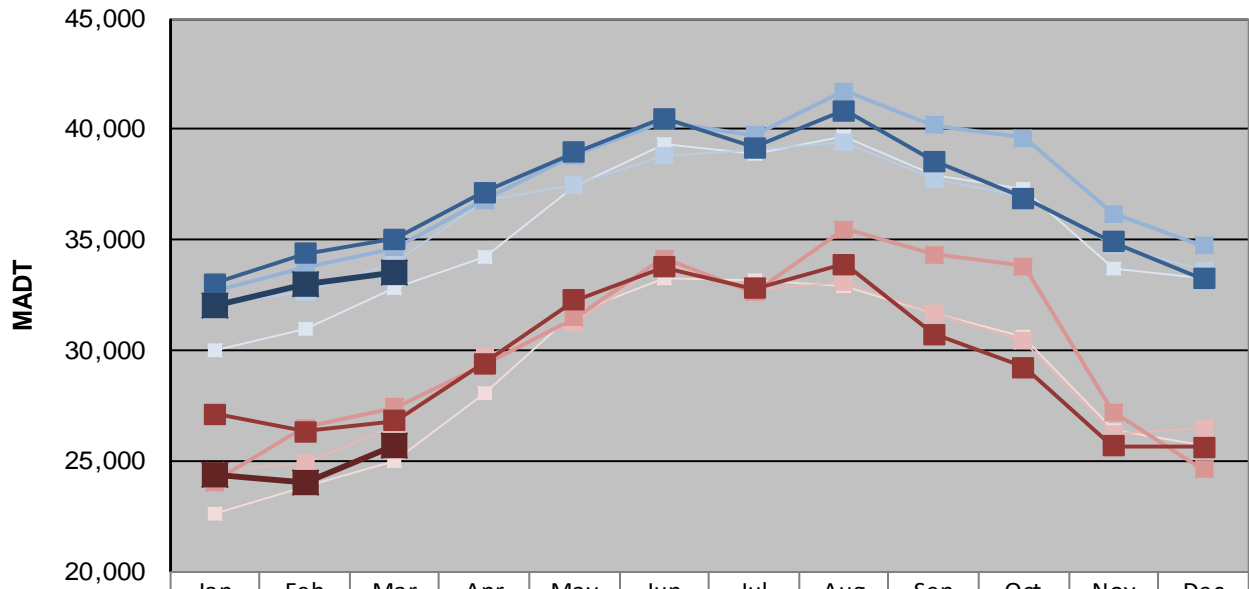
MONTHLY REPORT, STATION NO. 352 (ATR)

MARCH 2018

Station Measurement: VOLUME/SPEED/CLASS		
Route: TH 10	Route Direction: E/W	Lanes: 4
County: Anoka		Closest City: Ramsey
Functional Class: Urban Principal Arterial - Other Freeways or Expressways		
Location: SE OF MSAS112 (153RD AVE NW) IN RAMSEY		
Ref Post: 218+00.450	True Mile: 220.364	Sequence No. 6790
Volume: 976,731		MADT: 31,507
Weekday (M-F) MADT: 33,566		Weekend (Sa-Su) MADT: 25,736



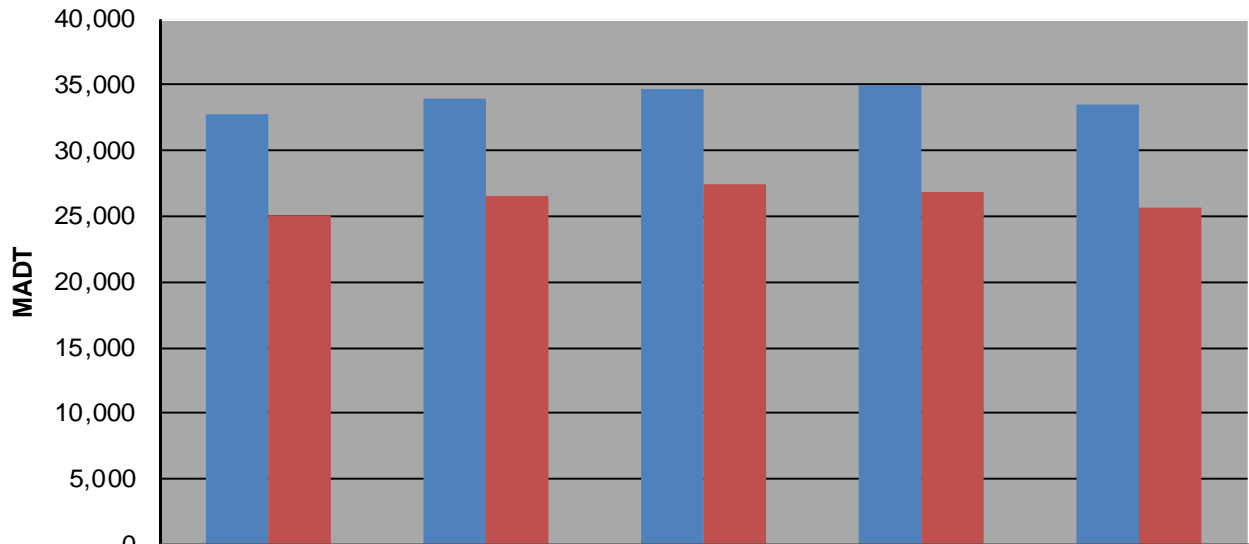
Weekday (WD)/Weekend (WE) Monthly Average Daily Traffic



	Jan	Feb	Mar	Apr	May	Jun	Jul	Aug	Sep	Oct	Nov	Dec
'14 WD	29,968	30,964	32,830	34,268	37,432	39,316	38,898	39,690	37,886	37,346	33,724	33,292
'14 WE	22,662	23,812	25,012	28,036	31,666	33,272	33,138	32,896	31,708	30,640	26,368	25,720
'15 WD	32,132	32,654	33,952	36,804	37,516	38,788	39,088	39,398	37,714	36,916	34,798	33,604
'15 WE	24,568	24,910	26,570	29,720	31,254	34,008	32,754	33,050	31,678	30,474	26,198	26,492
'16 WD	32,724	33,724	34,644	36,808	38,828	40,366	39,772	41,714	40,184	39,634	36,186	34,746
'16 WE	24,044	26,524	27,426	29,316	31,490	34,170	32,624	35,494	34,346	33,824	27,216	24,606
'17 WD	33,004	34,386	35,046	37,154	38,946	40,506	39,192	40,858	38,576	36,878	34,912	33,222
'17 WE	27,120	26,326	26,842	29,400	32,290	33,788	32,792	33,902	30,732	29,246	25,698	25,652
'18 WD	32,010	33,018	33,566									
'18 WE	24,406	24,032	25,736									

Note: 'Weekday' defined as Monday-Friday, 'Weekend' defined as Saturday-Sunday

Weekday/Weekend Monthly Average Daily Traffic ('14-'18)



	Mar-14	Mar-15	Mar-16	Mar-17	Mar-18
Weekday	32,830	33,952	34,644	35,046	33,566
Weekend	25,012	26,570	27,426	26,842	25,736