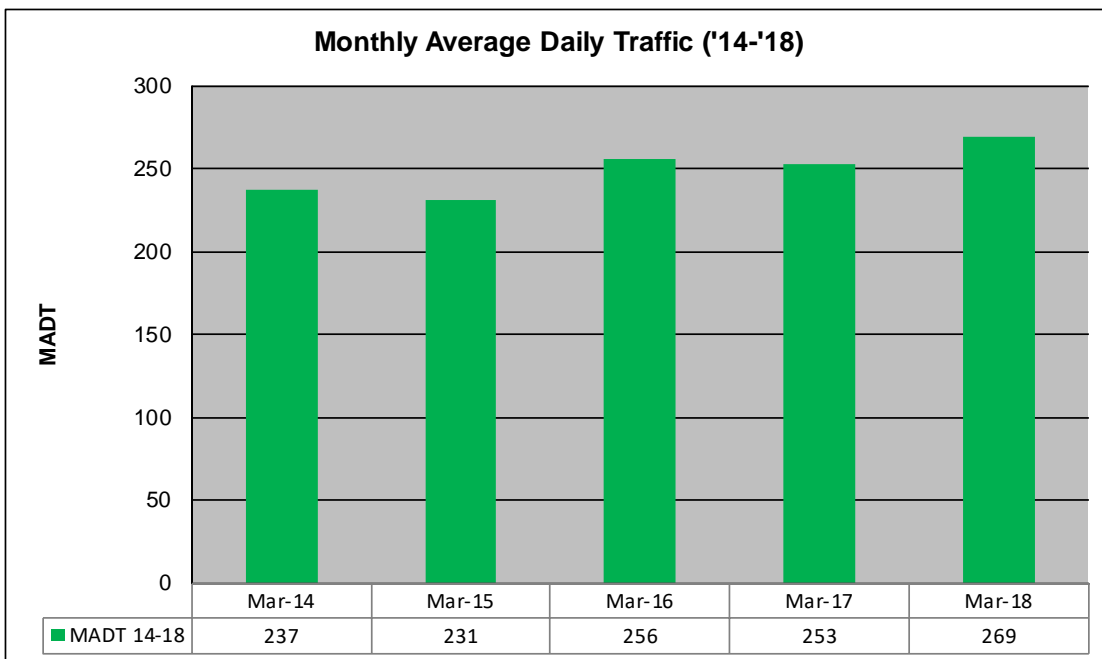
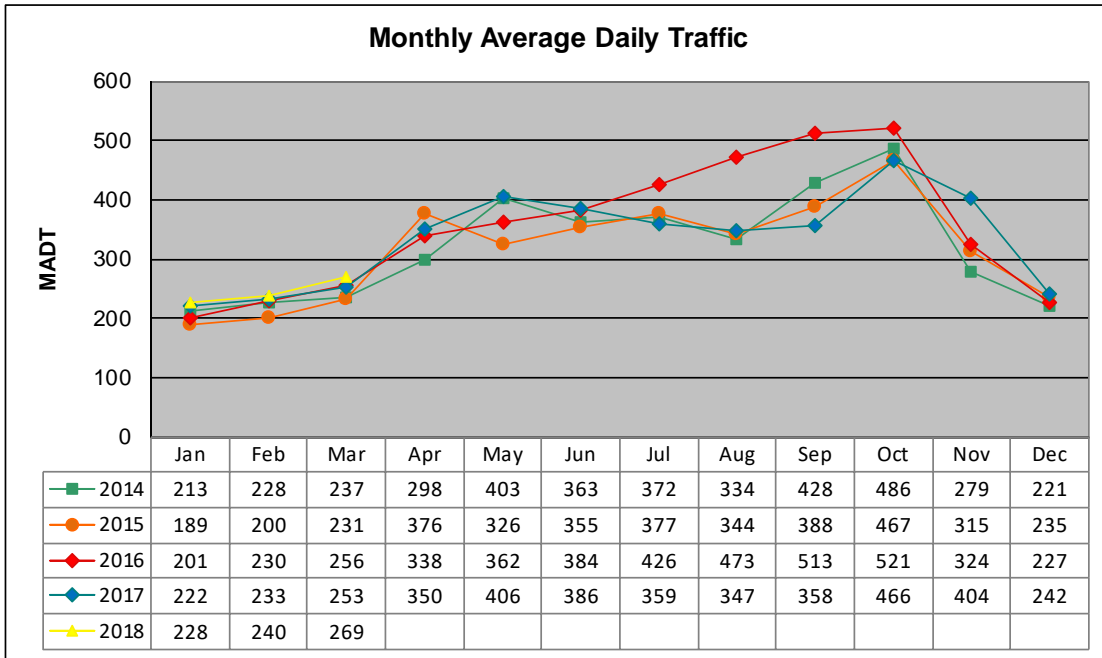


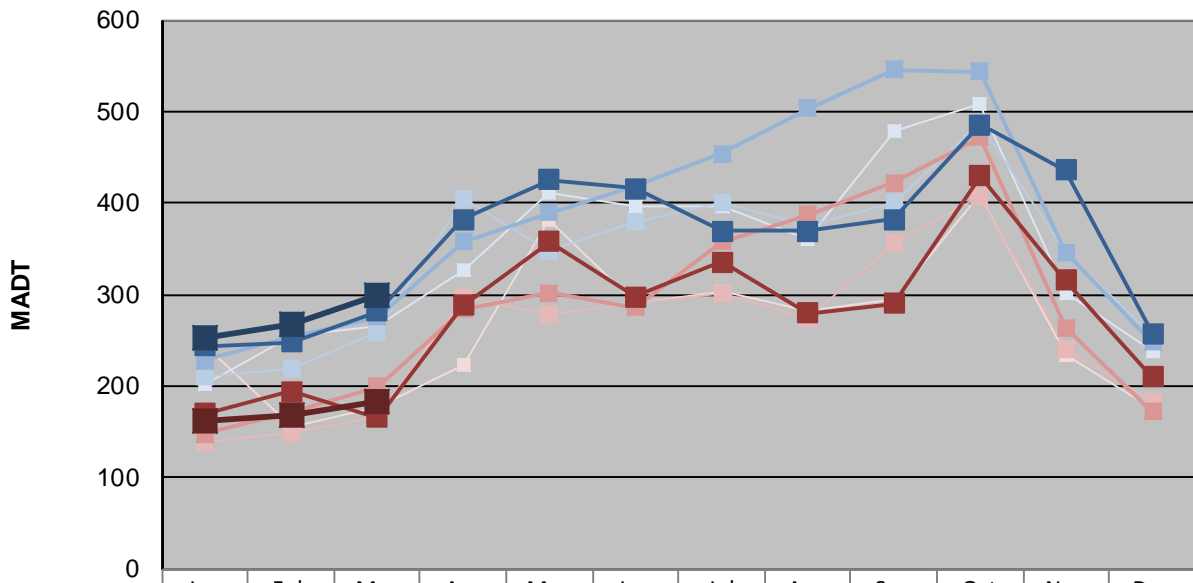
MONTHLY REPORT, STATION NO. 232 (ATR)

MARCH 2018

| | | |
|---|------------------------|----------------------------------|
| Station Measurement: VOLUME/SPEED/CLASS | | |
| Route: CSAH 11 | Route Direction: N/S | Lanes: 2 |
| County: Grant | Closest City: Norcross | |
| Functional Class: Rural Major Collector | | |
| Location: .6 MI S OF CSAH12, NE OF NORCROSS | | |
| Ref Post: 007+00.750 | True Mile: 7.75 | Sequence No. 18370 |
| Volume: 8,332 | | MADT: 269 |
| Weekday (M-F) MADT: 300 | | Weekend (Sa-Su) MADT: 184 |



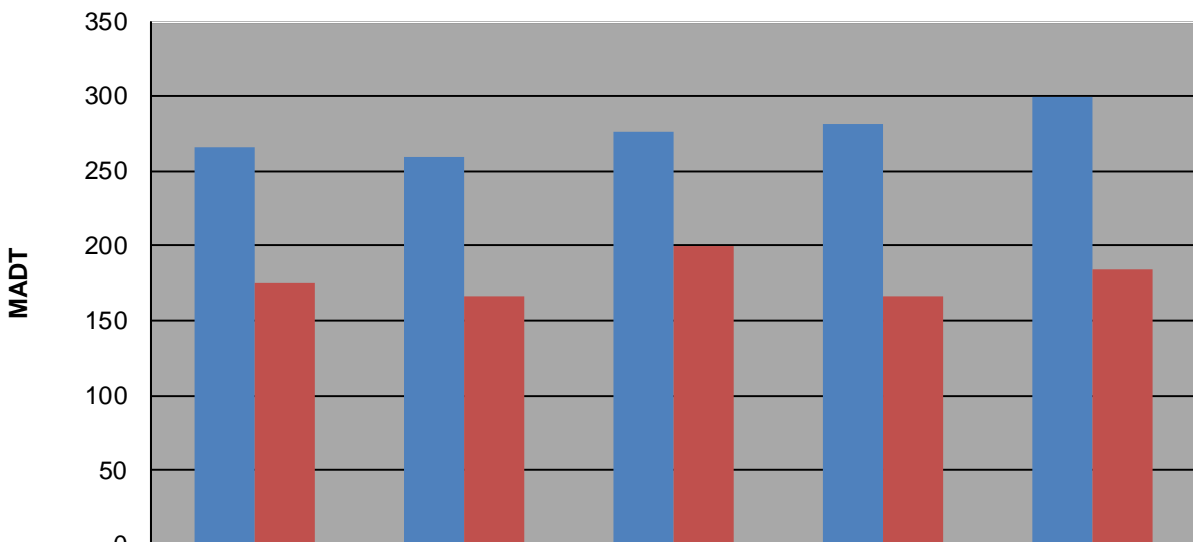
Weekday (WD)/Weekend (WE) Monthly Average Daily Traffic



| | Jan | Feb | Mar | Apr | May | Jun | Jul | Aug | Sep | Oct | Nov | Dec |
|--------|-----|-----|-----|-----|-----|-----|-----|-----|-----|-----|-----|-----|
| '14 WD | 202 | 256 | 266 | 326 | 412 | 396 | 396 | 360 | 478 | 508 | 302 | 238 |
| '14 WE | 244 | 156 | 176 | 224 | 382 | 290 | 304 | 282 | 296 | 410 | 234 | 174 |
| '15 WD | 210 | 220 | 260 | 404 | 348 | 380 | 400 | 376 | 400 | 488 | 346 | 256 |
| '15 WE | 138 | 150 | 166 | 298 | 278 | 290 | 302 | 274 | 356 | 406 | 240 | 184 |
| '16 WD | 228 | 254 | 276 | 358 | 390 | 418 | 454 | 504 | 546 | 544 | 346 | 248 |
| '16 WE | 148 | 172 | 200 | 284 | 302 | 286 | 358 | 388 | 422 | 472 | 264 | 172 |
| '17 WD | 244 | 248 | 282 | 382 | 426 | 416 | 370 | 370 | 382 | 486 | 436 | 258 |
| '17 WE | 170 | 194 | 166 | 288 | 358 | 298 | 336 | 280 | 290 | 430 | 316 | 210 |
| '18 WD | 252 | 268 | 300 | | | | | | | | | |
| '18 WE | 162 | 168 | 184 | | | | | | | | | |

Note: 'Weekday' defined as Monday-Friday, 'Weekend' defined as Saturday-Sunday

Weekday/Weekend Monthly Average Daily Traffic ('14-'18)



| | Mar-14 | Mar-15 | Mar-16 | Mar-17 | Mar-18 |
|---------|--------|--------|--------|--------|--------|
| Weekday | 266 | 260 | 276 | 282 | 300 |
| Weekend | 176 | 166 | 200 | 166 | 184 |