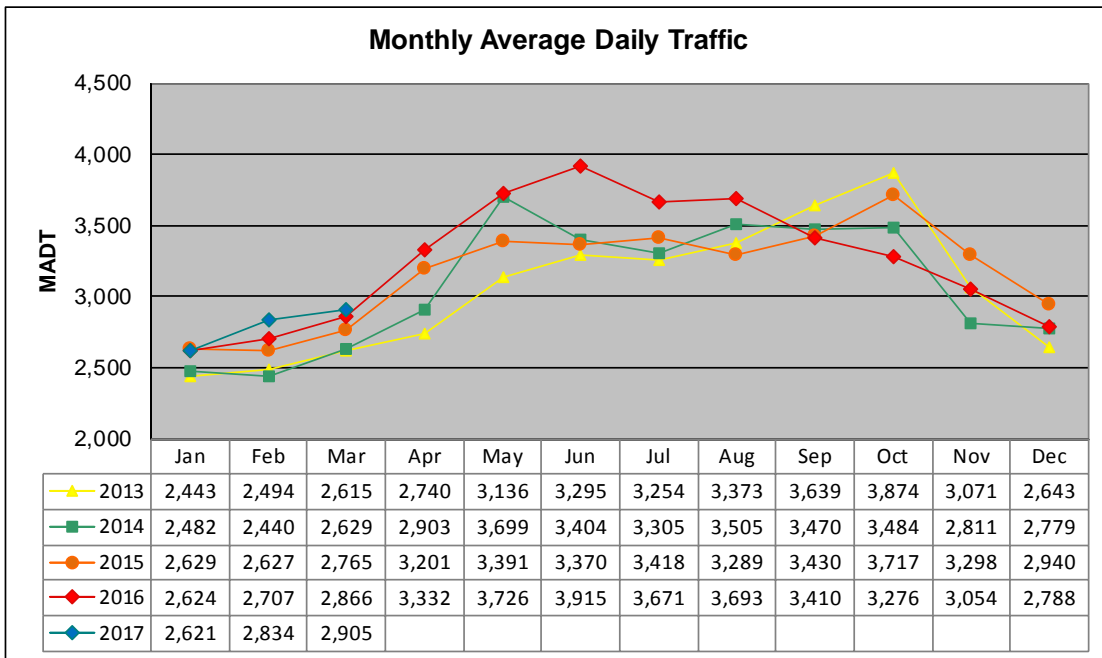


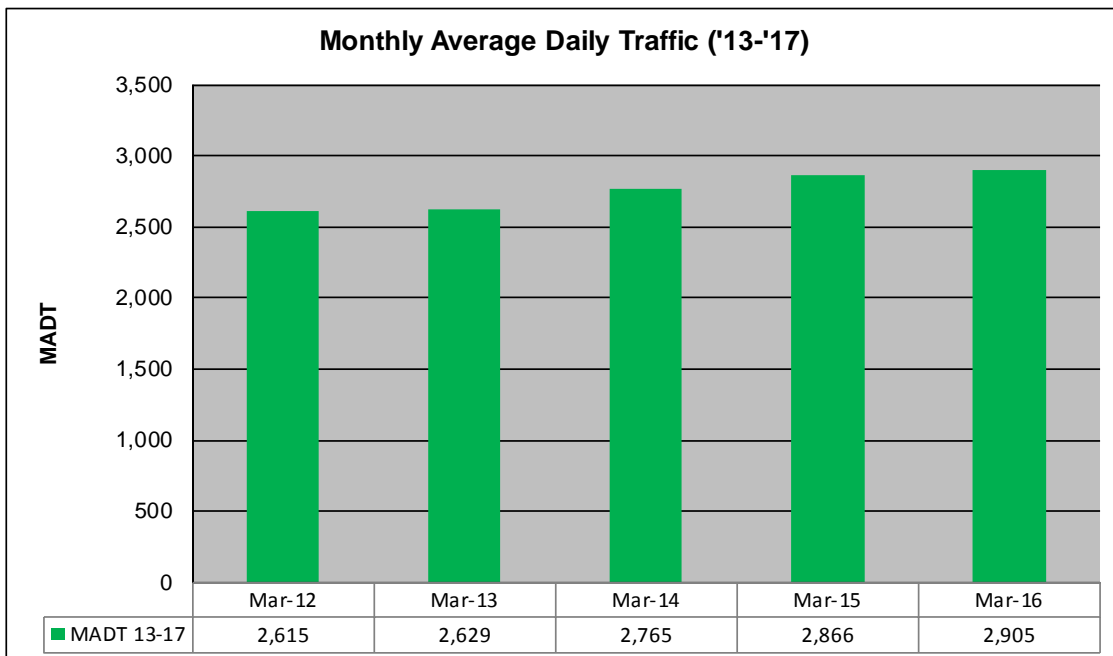
# MONTHLY REPORT, STATION NO. 410 (ATR)

## MARCH 2017

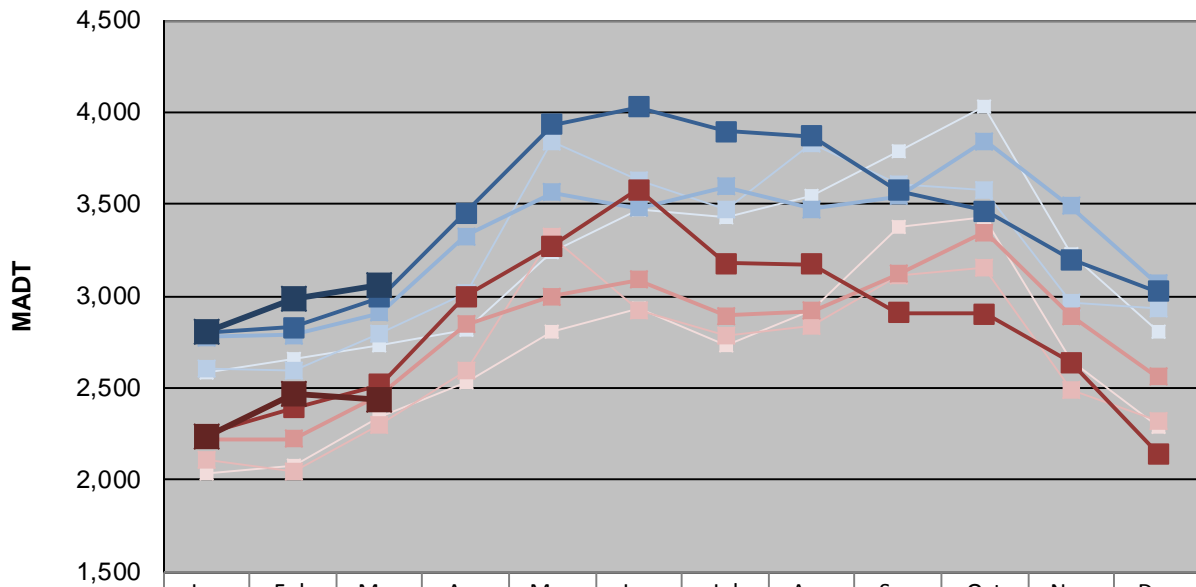
Station Measurement: VOLUME/SPEED/CLASS		
Route: CSAH 23	Route Direction: N/S	Lanes: 2
County: Scott	Closest City: Prior Lake	
Functional Class: Rural Minor Arterial		
Location: S OF CSAH68 (190TH ST E), S OF PRIOR LAKE		
Ref Post: 008+00.850	True Mile: 8.85	Sequence No. 9888
<b>Volume: 90,065</b>		<b>MADT: 2,905</b>
<b>Weekday (M-F) MADT: 3,058</b>		<b>Weekend (Sa-Su) MADT: 2,440</b>



Note: Increase in traffic August to October 2013, May 2014, and October 2015 due to detours on TH 13



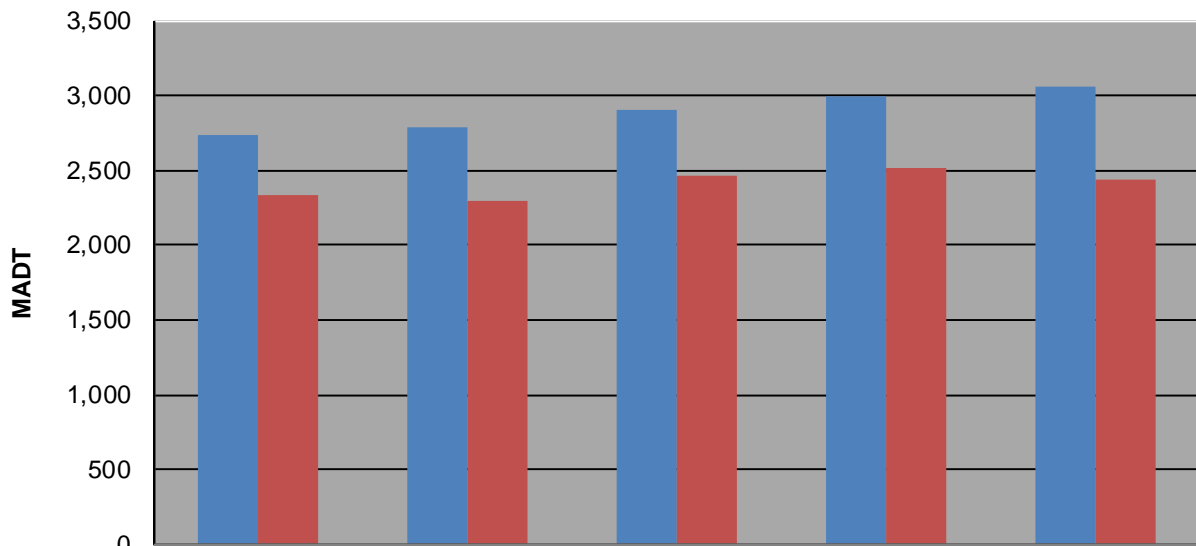
### Weekday (WD)/Weekend (WE) Monthly Average Daily Traffic



	Jan	Feb	Mar	Apr	May	Jun	Jul	Aug	Sep	Oct	Nov	Dec
'13 WD	2,588	2,660	2,734	2,816	3,240	3,474	3,434	3,546	3,788	4,034	3,230	2,802
'13 WE	2,038	2,080	2,342	2,534	2,802	2,936	2,736	2,920	3,374	3,430	2,652	2,286
'14 WD	2,602	2,596	2,794	3,014	3,838	3,634	3,470	3,828	3,614	3,578	2,970	2,936
'14 WE	2,106	2,052	2,296	2,600	3,320	2,920	2,788	2,834	3,108	3,160	2,494	2,320
'15 WD	2,778	2,788	2,910	3,326	3,566	3,480	3,594	3,472	3,544	3,844	3,490	3,070
'15 WE	2,222	2,226	2,466	2,844	2,998	3,088	2,896	2,918	3,120	3,350	2,896	2,562
'16 WD	2,804	2,832	2,992	3,454	3,934	4,030	3,896	3,870	3,576	3,462	3,202	3,026
'16 WE	2,248	2,394	2,518	2,998	3,274	3,582	3,178	3,174	2,910	2,902	2,642	2,142
'17 WD	2,802	2,982	3,058									
'17 WE	2,234	2,464	2,440									

Note: 'Weekday' defined as Monday-Friday, 'Weekend' defined as Saturday-Sunday

### Weekday/Weekend Monthly Average Daily Traffic ('13-'17)



	Mar-12	Mar-13	Mar-14	Mar-15	Mar-16
Weekday	2,734	2,794	2,910	2,992	3,058
Weekend	2,342	2,296	2,466	2,518	2,440