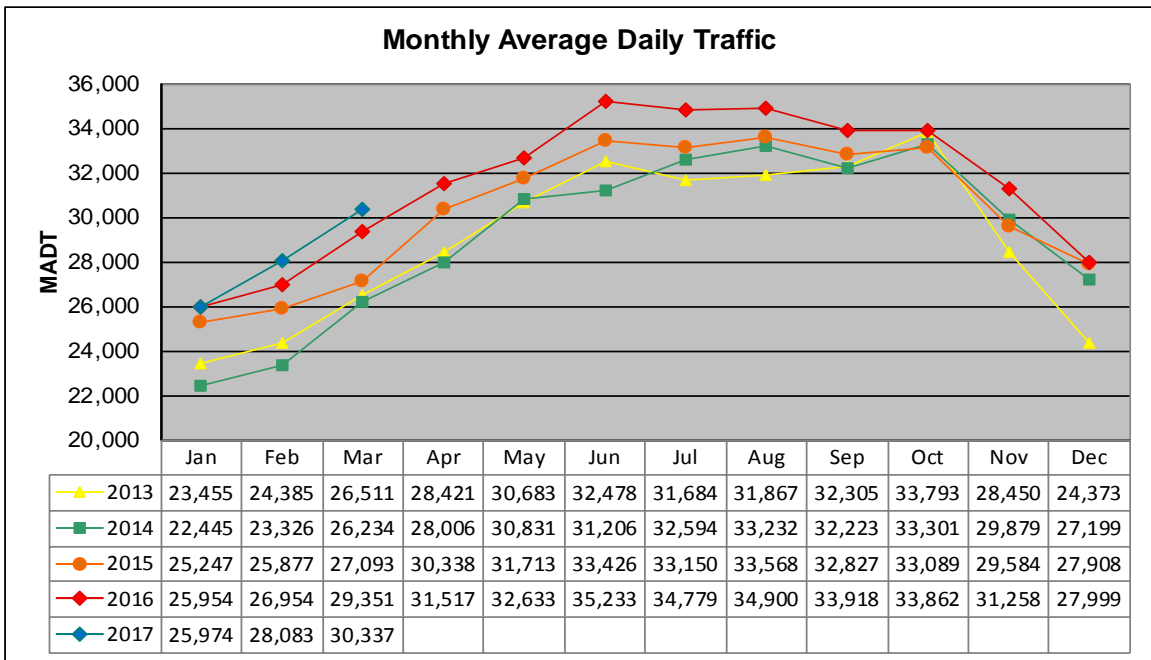


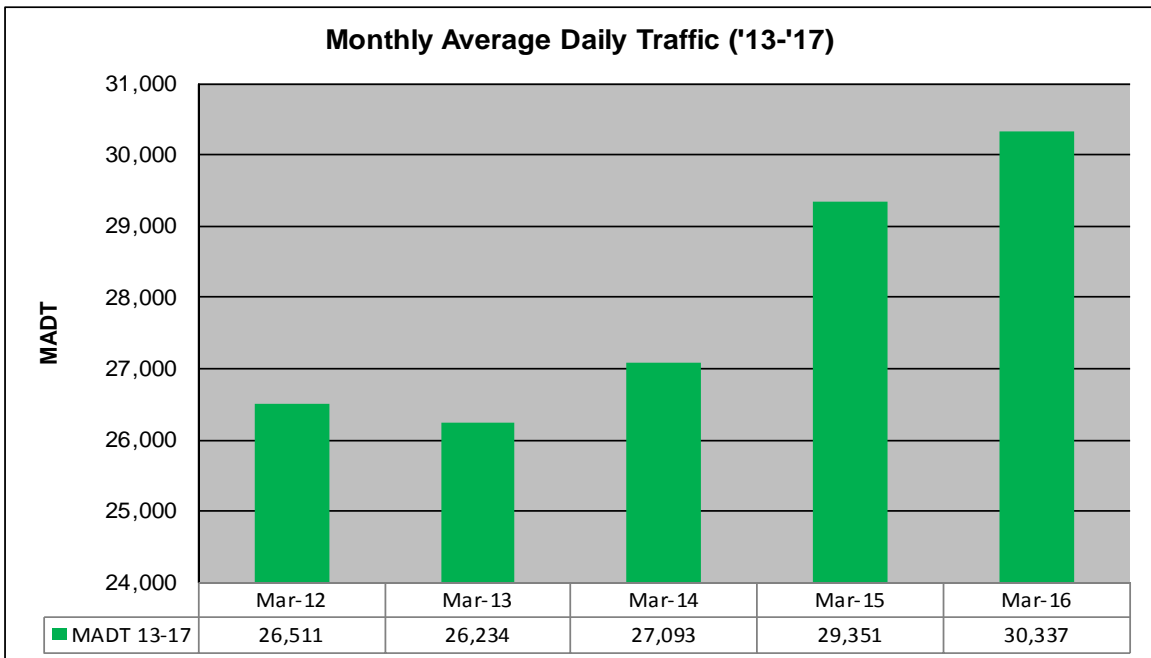
# MONTHLY REPORT, STATION NO. 382 (ATR)

## MARCH 2017

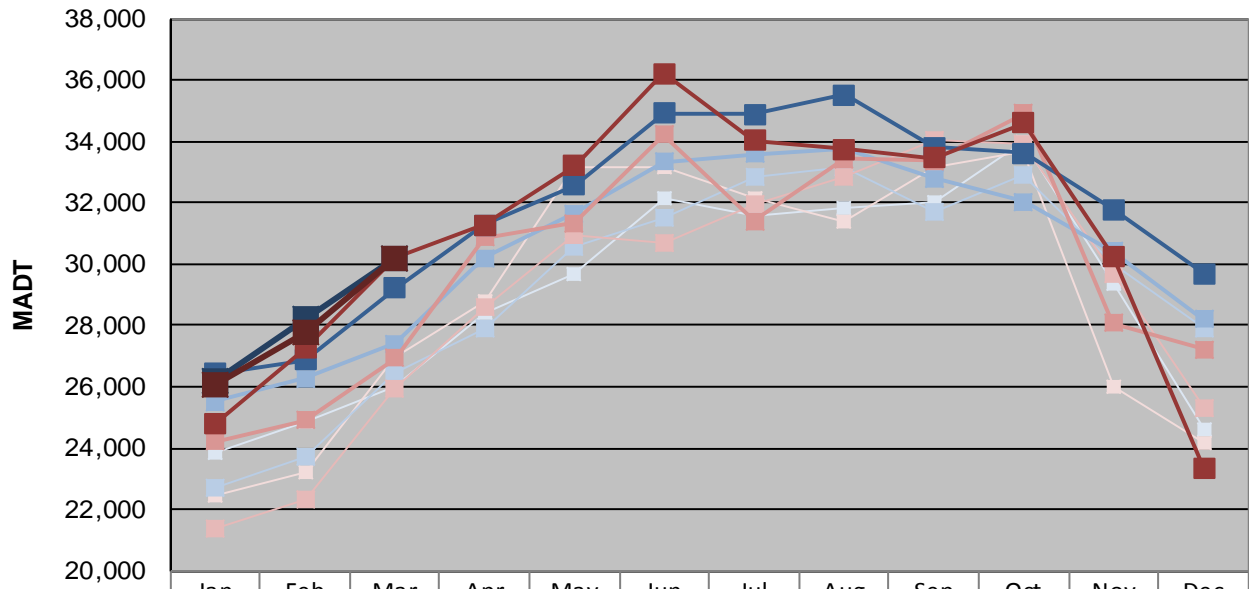
Station Measurement: VOLUME/SPEED/CLASS		
Route: TH 52	Route Direction: N/S	Lanes: 4
County: Dakota		Closest City: Coates
Functional Class: Rural Principal Arterial - Other		
Location: N OF 180TH ST E, S OF COATES		
Ref Post: 111+00.966	True Mile: 112.328	Sequence No. 9871
<b>Volume: 940,443</b>		<b>MADT: 30,337</b>
<b>Weekday (M-F) MADT: 30,200</b>		<b>Weekend (Sa-Su) MADT: 30,210</b>



Note: Increase in traffic September to November 2013 and July/August/October/November 2014 due to detour from TH 3



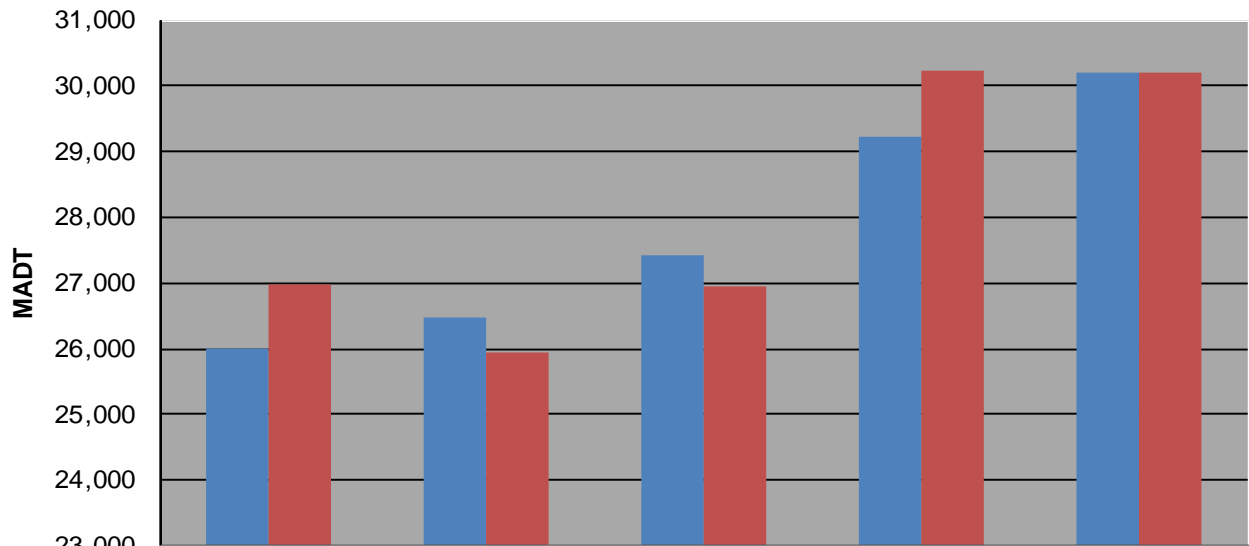
### Weekday (WD)/Weekend (WE) Monthly Average Daily Traffic



	Jan	Feb	Mar	Apr	May	Jun	Jul	Aug	Sep	Oct	Nov	Dec
'13 WD	23,878	24,844	26,000	28,386	29,690	32,142	31,600	31,858	32,046	33,954	29,380	24,588
'13 WE	22,482	23,240	26,982	28,778	33,130	33,150	32,158	31,360	33,138	33,658	25,986	24,156
'14 WD	22,682	23,712	26,464	27,906	30,548	31,534	32,858	33,178	31,724	32,884	29,970	27,902
'14 WE	21,382	22,362	25,946	28,616	30,936	30,712	31,974	32,844	34,018	33,924	29,698	25,290
'15 WD	25,520	26,260	27,426	30,184	31,662	33,334	33,574	33,744	32,810	32,048	30,418	28,212
'15 WE	24,230	24,918	26,944	30,854	31,342	34,210	31,408	33,438	33,350	34,906	28,090	27,210
'16 WD	26,438	26,878	29,228	31,288	32,584	34,904	34,884	35,522	33,798	33,634	31,778	29,700
'16 WE	24,782	27,256	30,220	31,290	33,216	36,228	34,022	33,760	33,448	34,610	30,262	23,352
'17 WD	26,220	28,210	30,200									
'17 WE	26,062	27,766	30,210									

Note: 'Weekday' defined as Monday-Friday, 'Weekend' defined as Saturday-Sunday

### Weekday/Weekend Monthly Average Daily Traffic ('13-'17)



	Mar-12	Mar-13	Mar-14	Mar-15	Mar-16
Weekday	26,000	26,464	27,426	29,228	30,200
Weekend	26,982	25,946	26,944	30,220	30,210