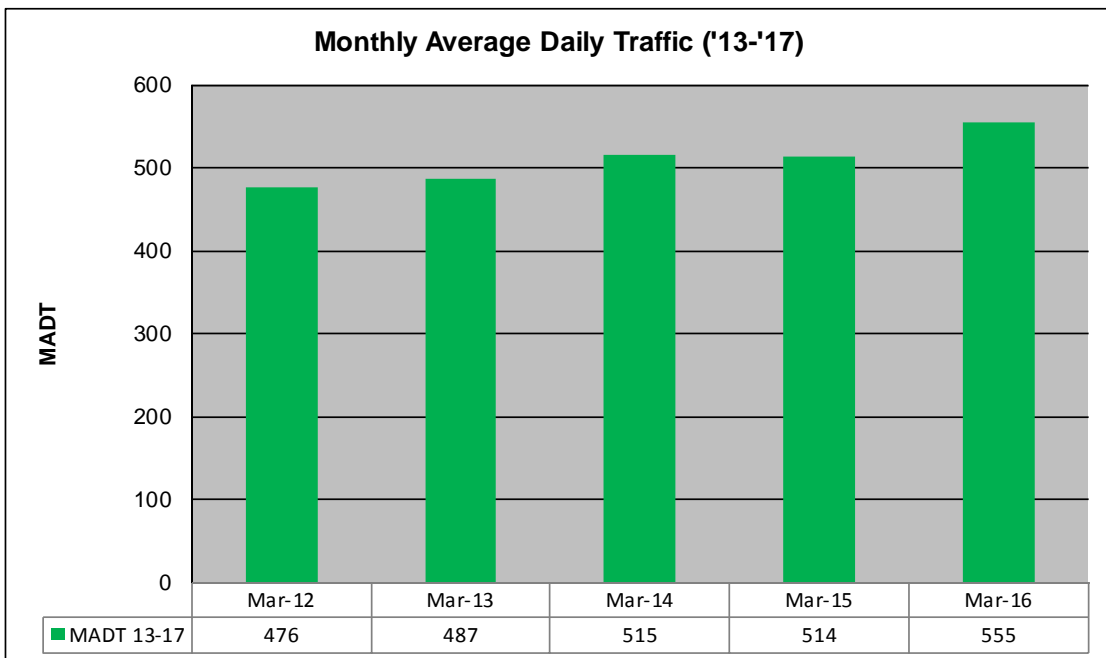
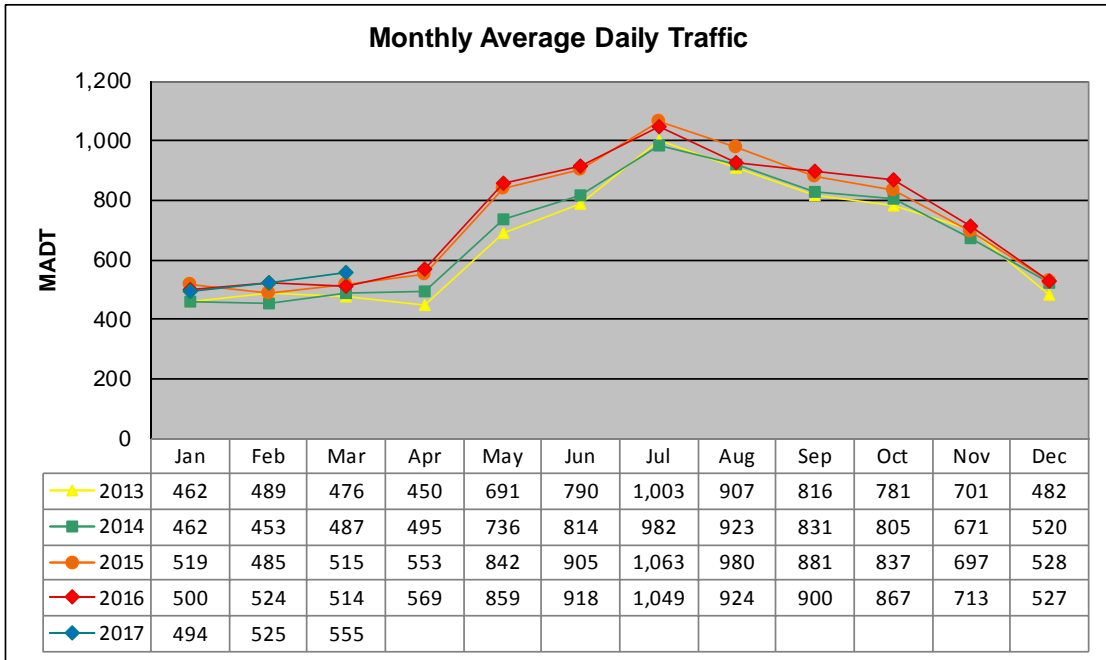


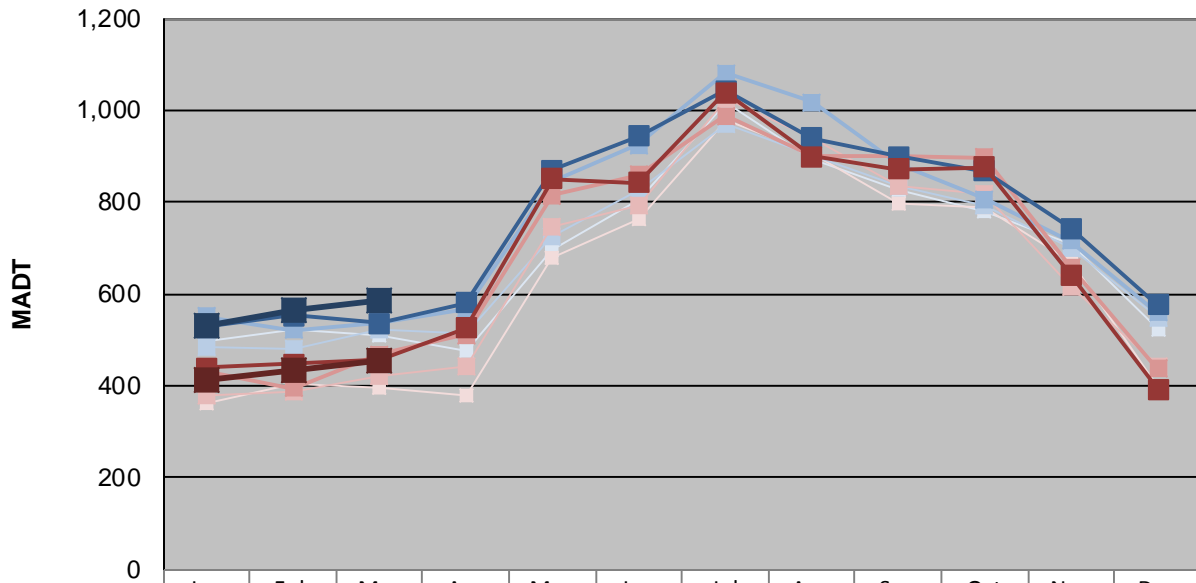
MONTHLY REPORT, STATION NO. 228 (ATR)

MARCH 2017

| | | |
|-----------------------------------------|----------------------|----------------------------------|
| Station Measurement: VOLUME/SPEED/CLASS | | |
| Route: CSAH 7 | Route Direction: N/S | Lanes: 2 |
| County: Itasca | | Closest City: Hibbing |
| Functional Class: Rural Major Collector | | |
| Location: N OF CR339, W OF HIBBING | | |
| Ref Post: 018+00.891 | True Mile: 18.891 | Sequence No. 30654 |
| Volume: 17,215 | | MADT: 555 |
| Weekday (M-F) MADT: 536 | | Weekend (Sa-Su) MADT: 456 |



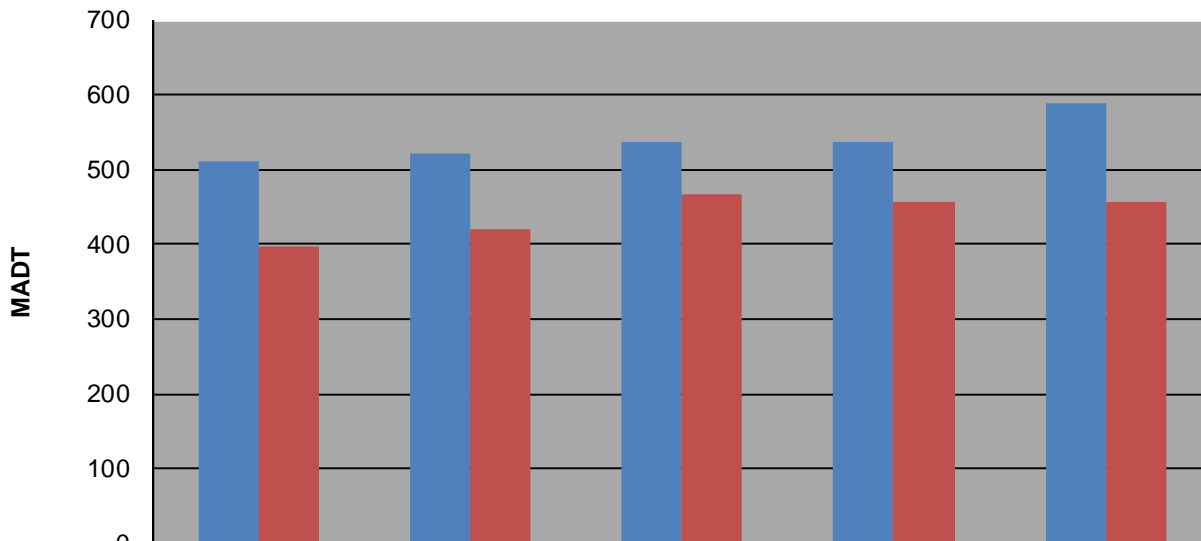
Weekday (WD)/Weekend (WE) Monthly Average Daily Traffic



| | Jan | Feb | Mar | Apr | May | Jun | Jul | Aug | Sep | Oct | Nov | Dec |
|--------|-----|-----|-----|-----|-----|-----|-------|-------|-----|-----|-----|-----|
| '13 WD | 498 | 522 | 510 | 478 | 694 | 804 | 1,016 | 894 | 826 | 782 | 710 | 522 |
| '13 WE | 362 | 406 | 398 | 378 | 678 | 764 | 980 | 906 | 798 | 790 | 670 | 396 |
| '14 WD | 486 | 480 | 522 | 514 | 724 | 828 | 972 | 904 | 834 | 794 | 698 | 548 |
| '14 WE | 378 | 388 | 420 | 444 | 748 | 794 | 1,024 | 942 | 836 | 820 | 616 | 444 |
| '15 WD | 552 | 522 | 538 | 568 | 846 | 924 | 1,080 | 1,018 | 882 | 806 | 716 | 560 |
| '15 WE | 430 | 394 | 468 | 512 | 816 | 860 | 988 | 900 | 900 | 898 | 658 | 438 |
| '16 WD | 528 | 554 | 536 | 580 | 870 | 944 | 1,042 | 940 | 900 | 868 | 744 | 576 |
| '16 WE | 440 | 448 | 456 | 526 | 850 | 842 | 1,038 | 900 | 872 | 876 | 642 | 392 |
| '17 WD | 532 | 564 | 588 | | | | | | | | | |
| '17 WE | 414 | 432 | 456 | | | | | | | | | |

Note: 'Weekday' defined as Monday-Friday, 'Weekend' defined as Saturday-Sunday

Weekday/Weekend Monthly Average Daily Traffic ('13-'17)



| | Mar-12 | Mar-13 | Mar-14 | Mar-15 | Mar-16 |
|---------|--------|--------|--------|--------|--------|
| Weekday | 510 | 522 | 538 | 536 | 588 |
| Weekend | 398 | 420 | 468 | 456 | 456 |