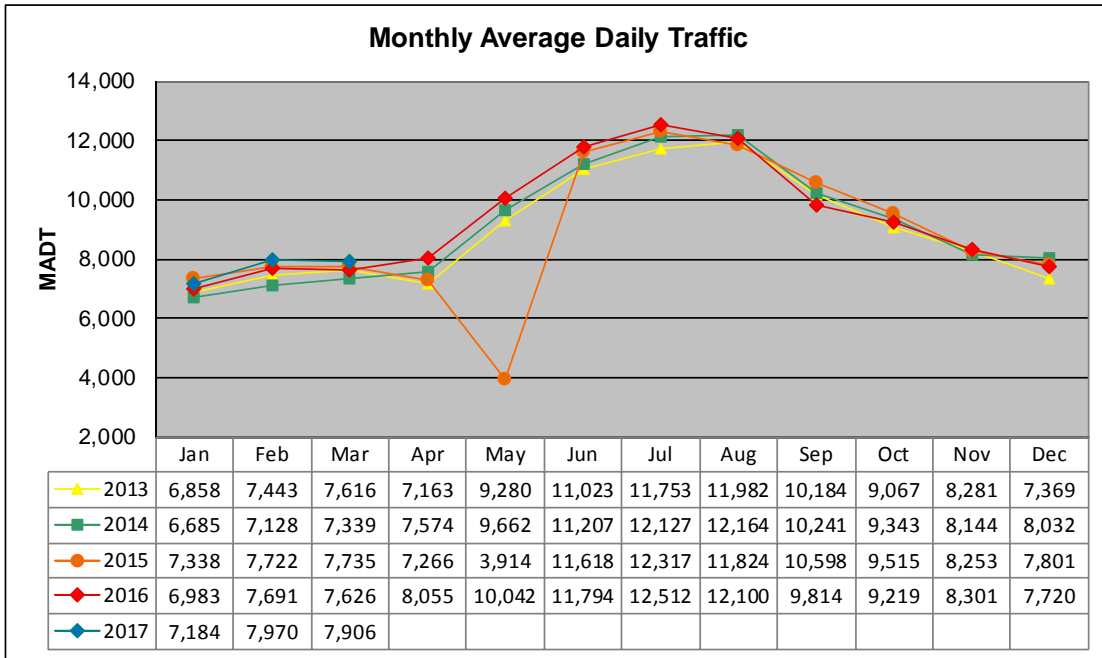


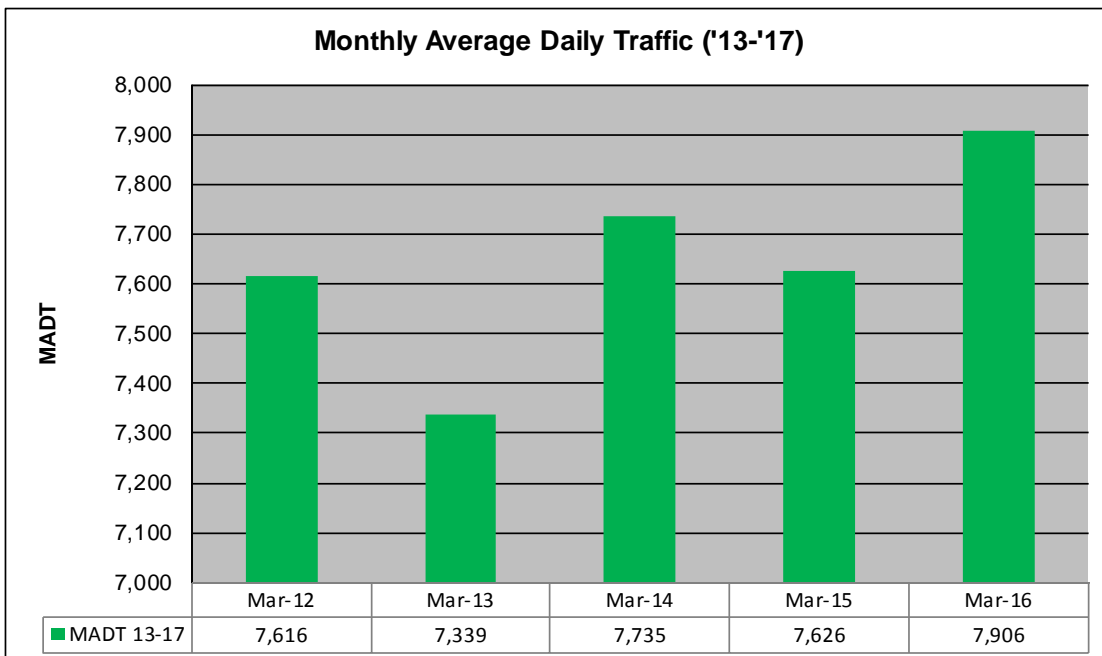
MONTHLY REPORT, STATION NO. 164 (ATR)

MARCH 2017

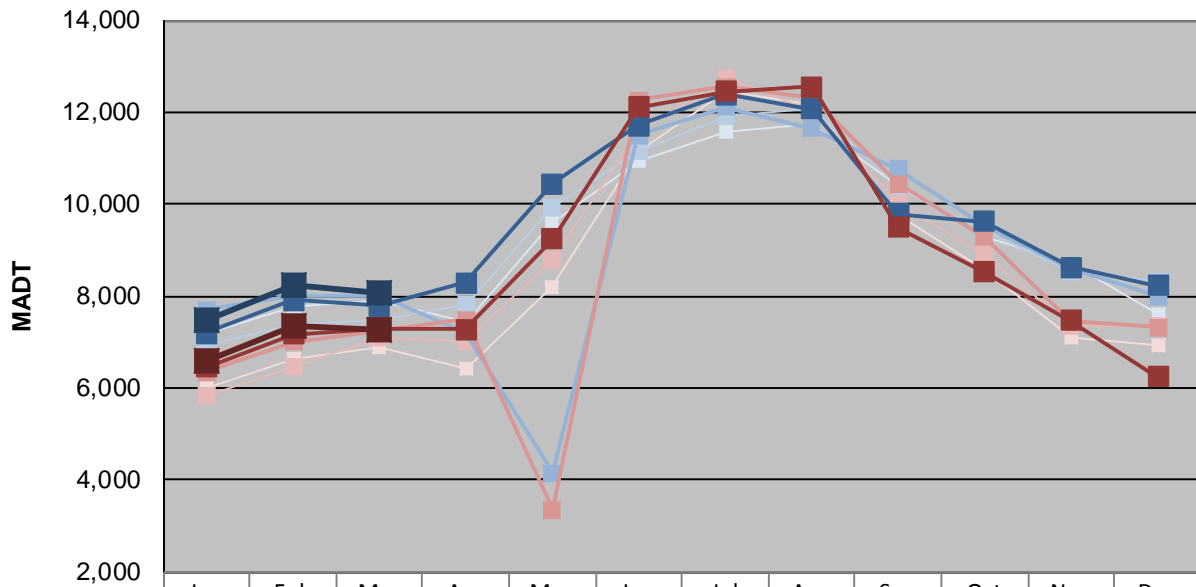
| | | |
|--|-----------------------|------------------------------------|
| Station Measurement: VOLUME/SPEED/CLASS | | |
| Route: TH 53 | Route Direction: N/S | Lanes: 4 |
| County: St Louis | Closest City: Eveleth | |
| Functional Class: Rural Principal Arterial - Other | | |
| Location: S OF N MOON LAKE DR, S OF EVELETH | | |
| Ref Post: 055+00.080 | True Mile: 54.583 | Sequence No. 6763 |
| Volume: 245,082 | | MADT: 7,906 |
| Weekday (M-F) MADT: 8,088 | | Weekend (Sa-Su) MADT: 7,256 |



Note: Decrease in traffic May 2015 due to construction on TH 53



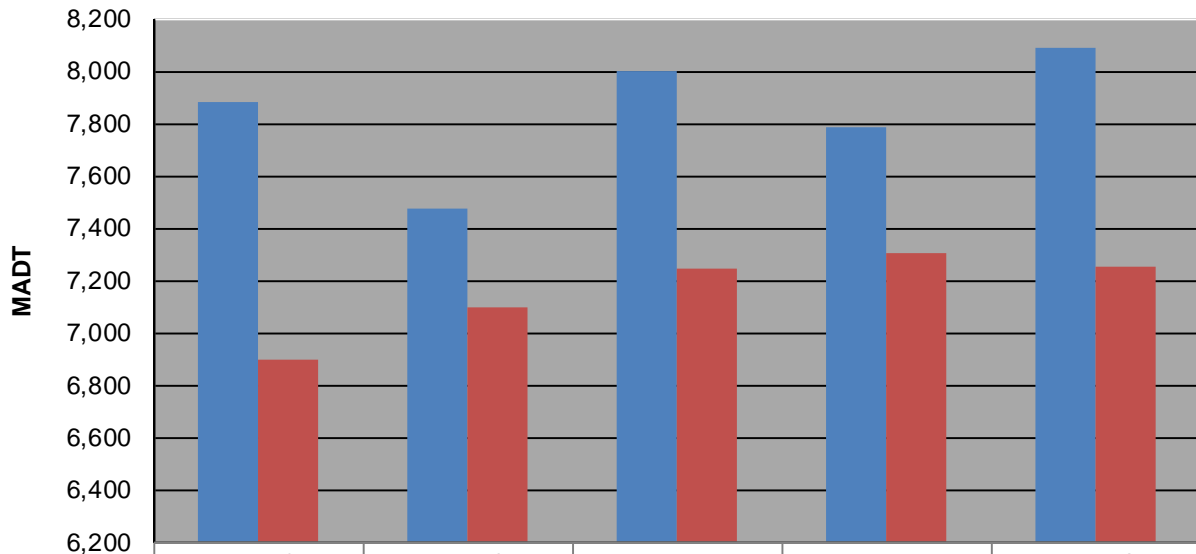
Weekday (WD)/Weekend (WE) Monthly Average Daily Traffic



| | Jan | Feb | Mar | Apr | May | Jun | Jul | Aug | Sep | Oct | Nov | Dec |
|--------|-------|-------|-------|-------|--------|--------|--------|--------|--------|-------|-------|-------|
| '13 WD | 7,190 | 7,768 | 7,882 | 7,426 | 9,604 | 10,962 | 11,590 | 11,760 | 10,394 | 9,300 | 8,714 | 7,616 |
| '13 WE | 5,984 | 6,632 | 6,900 | 6,436 | 8,178 | 11,148 | 12,482 | 12,154 | 9,764 | 8,558 | 7,106 | 6,918 |
| '14 WD | 6,932 | 7,390 | 7,478 | 7,816 | 9,914 | 11,144 | 11,934 | 12,070 | 10,396 | 9,420 | 8,530 | 8,322 |
| '14 WE | 5,818 | 6,476 | 7,098 | 7,018 | 8,776 | 11,586 | 12,768 | 12,058 | 10,014 | 8,920 | 7,372 | 7,346 |
| '15 WD | 7,694 | 8,010 | 7,998 | 7,206 | 4,148 | 11,500 | 12,116 | 11,646 | 10,766 | 9,532 | 8,616 | 7,998 |
| '15 WE | 6,342 | 7,004 | 7,250 | 7,498 | 3,356 | 12,258 | 12,558 | 12,296 | 10,436 | 9,290 | 7,462 | 7,322 |
| '16 WD | 7,202 | 7,916 | 7,788 | 8,300 | 10,450 | 11,704 | 12,390 | 12,082 | 9,790 | 9,614 | 8,636 | 8,220 |
| '16 WE | 6,450 | 7,178 | 7,308 | 7,290 | 9,246 | 12,110 | 12,460 | 12,560 | 9,488 | 8,522 | 7,474 | 6,242 |
| '17 WD | 7,492 | 8,222 | 8,088 | | | | | | | | | |
| '17 WE | 6,606 | 7,338 | 7,256 | | | | | | | | | |

Note: 'Weekday' defined as Monday-Friday, 'Weekend' defined as Saturday-Sunday

Weekday/Weekend Monthly Average Daily Traffic ('13-'17)



| | Mar-12 | Mar-13 | Mar-14 | Mar-15 | Mar-16 |
|---------|--------|--------|--------|--------|--------|
| Weekday | 7,882 | 7,478 | 7,998 | 7,788 | 8,088 |
| Weekend | 6,900 | 7,098 | 7,250 | 7,308 | 7,256 |