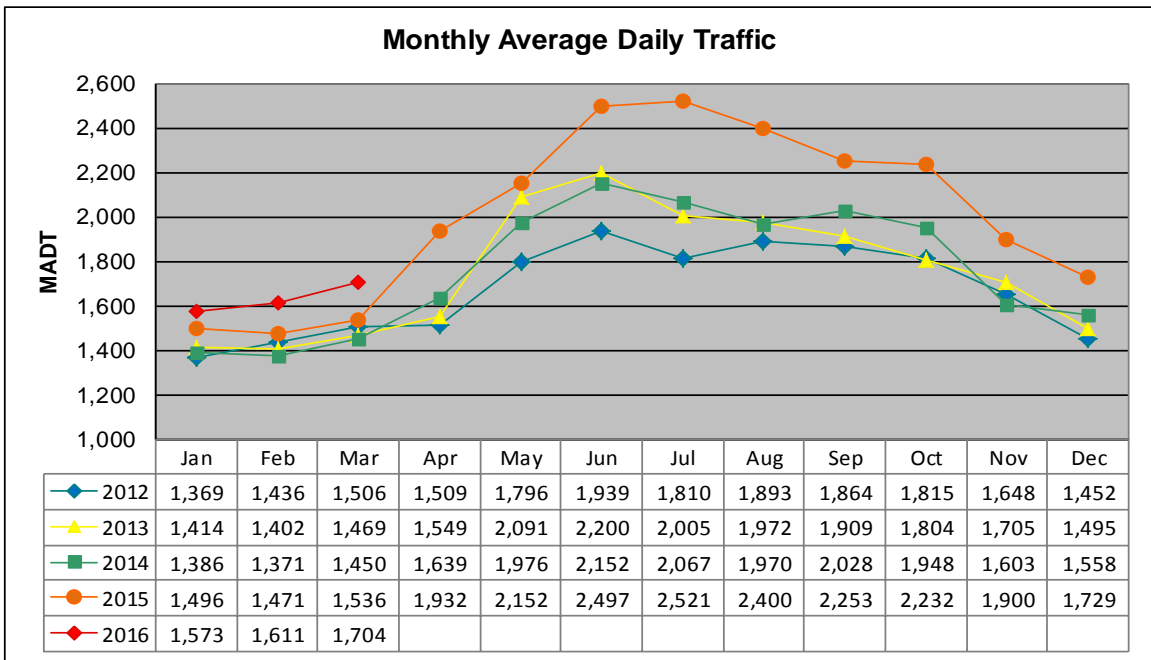


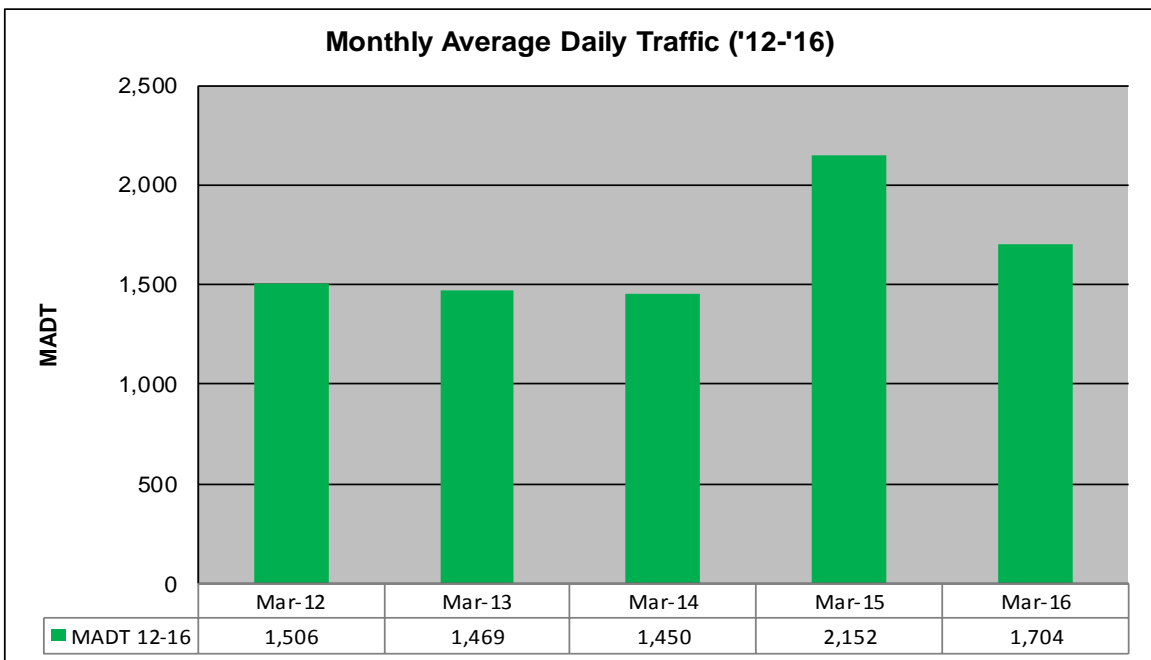
MONTHLY REPORT, STATION NO. 400 (ATR)

MARCH 2016

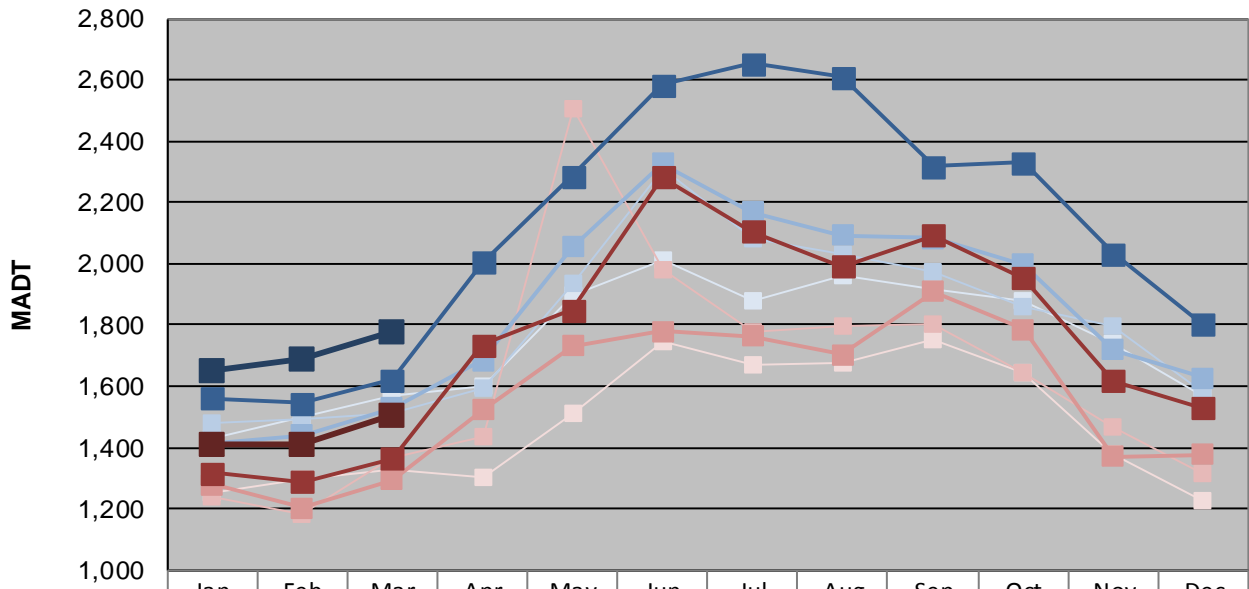
Station Measurement: VOLUME/SPEED/CLASS		
Route: CSAH 92	Route Direction: N/S	Lanes: 2
County: Hennepin		Closest City: Independence
Functional Class: Rural Minor Arterial		
Location: S OF TH12 IN INDEPENDENCE		
Ref Post: 010+00.330	True Mile: 10.33	Sequence No. 9879
Volume: 52,825		MADT: 1,704
Weekday (M-F) MADT: 1,778		(Sa-Su) Weekend MADT: 1,504



Note: Increase in traffic April and June to August 2015 due to detours



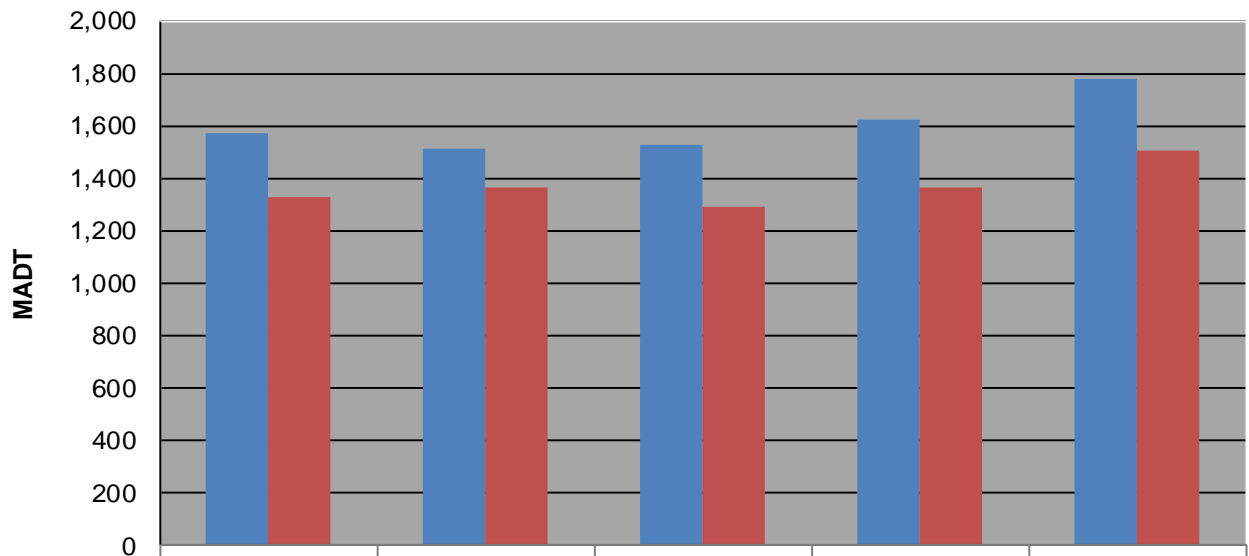
Weekday (WD)/Weekend (WE) Monthly Average Daily Traffic



	Jan	Feb	Mar	Apr	May	Jun	Jul	Aug	Sep	Oct	Nov	Dec
'12 WD	1,432	1,496	1,568	1,602	1,896	2,012	1,876	1,962	1,920	1,876	1,742	1,568
'12 WE	1,250	1,294	1,330	1,304	1,514	1,748	1,670	1,674	1,752	1,646	1,378	1,224
'13 WD	1,478	1,492	1,510	1,594	1,938	2,312	2,084	2,032	1,972	1,860	1,796	1,580
'13 WE	1,240	1,180	1,368	1,434	2,506	1,978	1,780	1,794	1,804	1,644	1,468	1,318
'14 WD	1,416	1,440	1,528	1,684	2,054	2,328	2,168	2,092	2,084	1,998	1,718	1,628
'14 WE	1,278	1,202	1,294	1,524	1,732	1,780	1,764	1,702	1,910	1,786	1,372	1,376
'15 WD	1,560	1,546	1,620	2,004	2,286	2,584	2,654	2,610	2,316	2,330	2,032	1,800
'15 WE	1,318	1,288	1,366	1,736	1,850	2,284	2,106	1,990	2,092	1,954	1,618	1,530
'16 WD	1,650	1,690	1,778									
'16 WE	1,408	1,412	1,504									

Note: 'Weekday' defined as Monday-Friday, 'Weekend' defined as Saturday-Sunday

Weekday/Weekend Monthly Average Daily Traffic ('12-'16)



	Mar-12	Mar-13	Mar-14	Mar-15	Mar-16
Weekday	1,568	1,510	1,528	1,620	1,778
Weekend	1,330	1,368	1,294	1,366	1,504