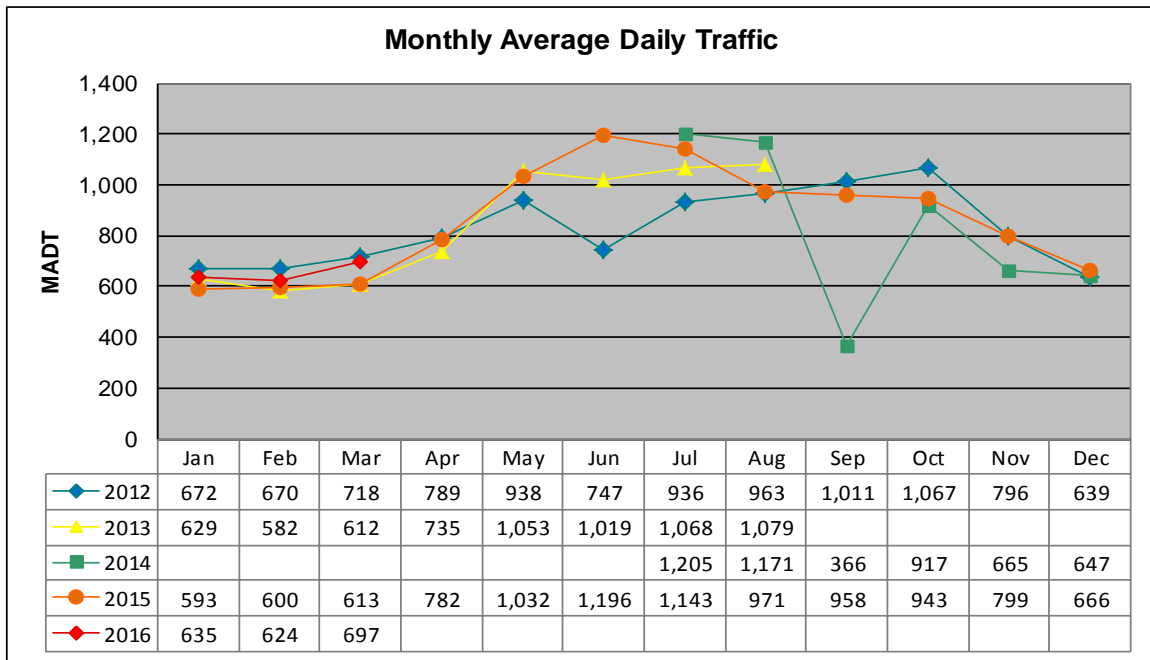


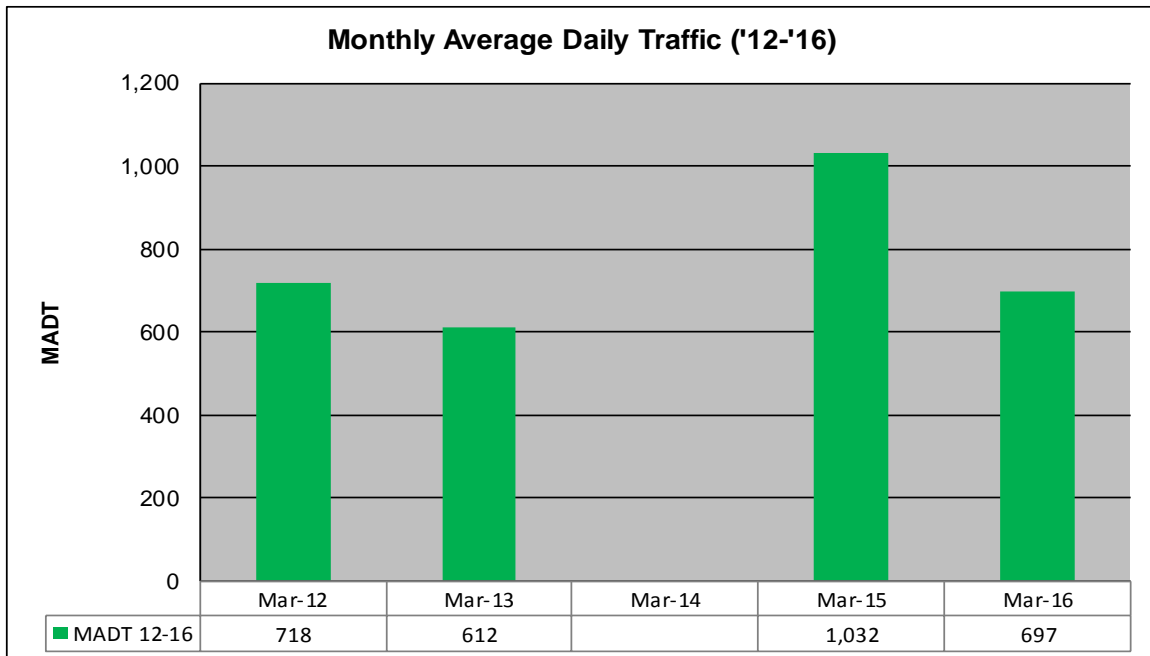
MONTHLY REPORT, STATION NO. 218 (ATR)

MARCH 2016

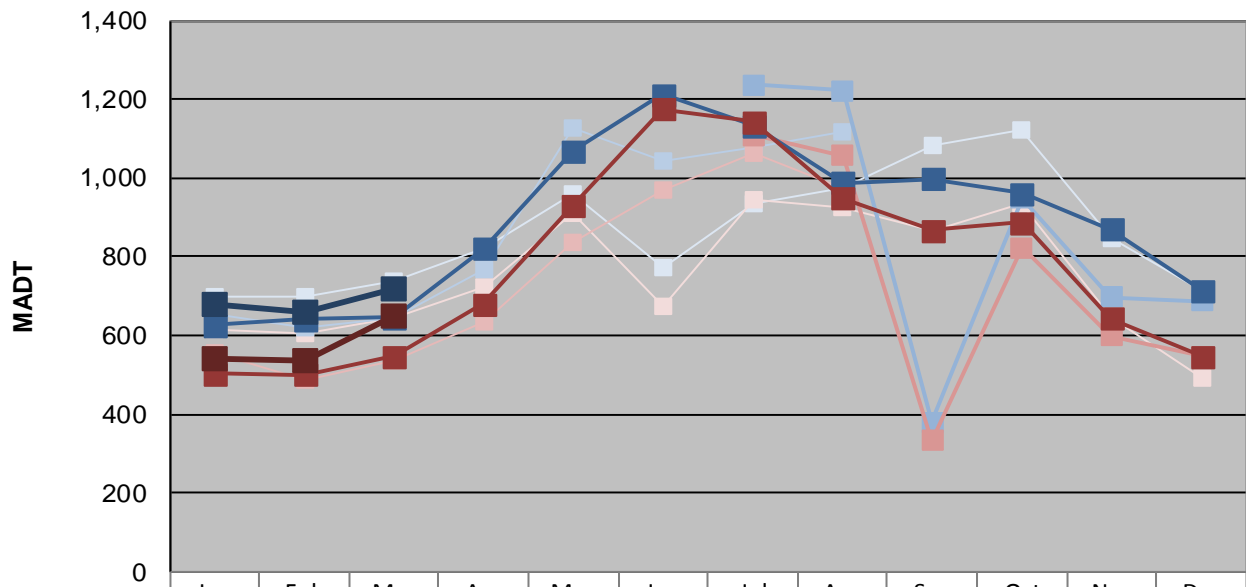
Station Measurement: VOLUME/SPEED/CLASS		
Route: TH 29	Route Direction: N/S	Lanes: 2
County: Chippewa	Closest City: Montevideo	
Functional Class: Rural Minor Arterial		
Location: S OF 120TH ST SE, NE OF MONTEVIDEO		
Ref Post: 021+00.260	True Mile: 21.098	Sequence No. 6743
Volume: 21,613		MADT: 697
Weekday (M-F) MADT: 720		Weekend (Sa-Su) MADT: 648



Note: No data available from September 2013 to June 2014... Decrease in traffic June 2012 and September 2014 due to construction on TH 29... Increase in traffic June 2015 due to detours



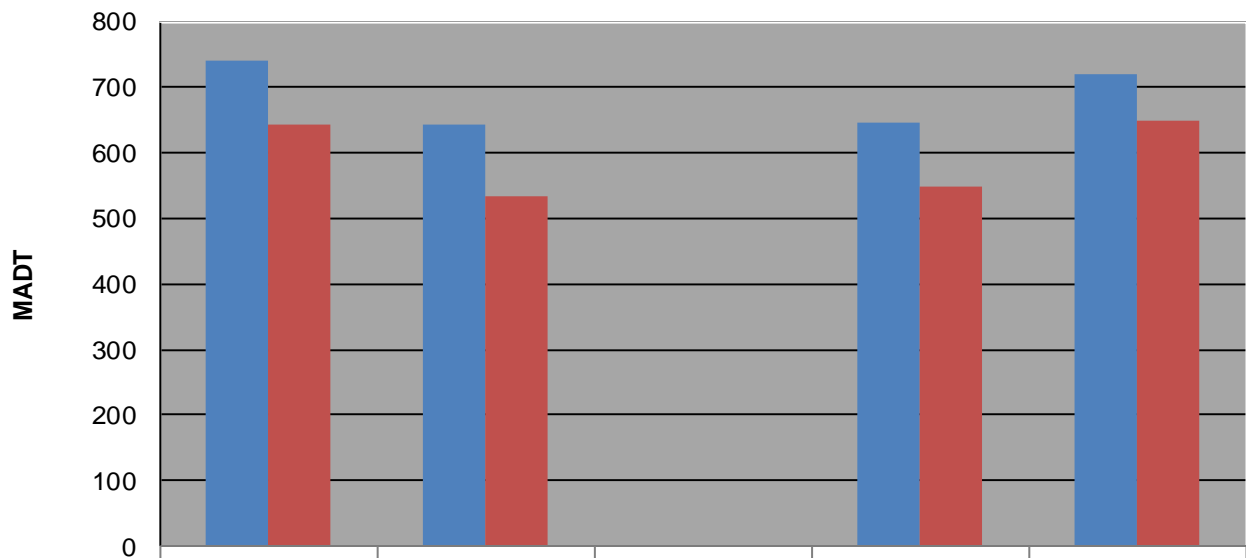
Weekday (WD)/Weekend (WE) Monthly Average Daily Traffic



	Jan	Feb	Mar	Apr	May	Jun	Jul	Aug	Sep	Oct	Nov	Dec
'12 WD	700	700	740	820	958	772	936	972	1,084	1,120	848	714
'12 WE	614	604	644	724	910	674	946	924	866	934	644	494
'13 WD	656	620	644	768	1,126	1,044	1,078	1,116				
'13 WE	556	488	534	636	836	968	1,062	972				
'14 WD							1,236	1,222	380	948	698	688
'14 WE							1,108	1,056	332	822	598	546
'15 WD	626	640	646	820	1068	1212	1132	988	998	960	870	714
'15 WE	502	500	548	680	930	1176	1142	948	868	886	644	546
'16 WD	678	660	720									
'16 WE	542	534	648									

Note: 'Weekday' defined as Monday-Friday, 'Weekend' defined as Saturday-Sunday

Weekday/Weekend Monthly Average Daily Traffic ('12-'16)



	Mar-12	Mar-13	Mar-14	Mar-15	Mar-16
Weekday	740	644		646	720
Weekend	644	534		548	648