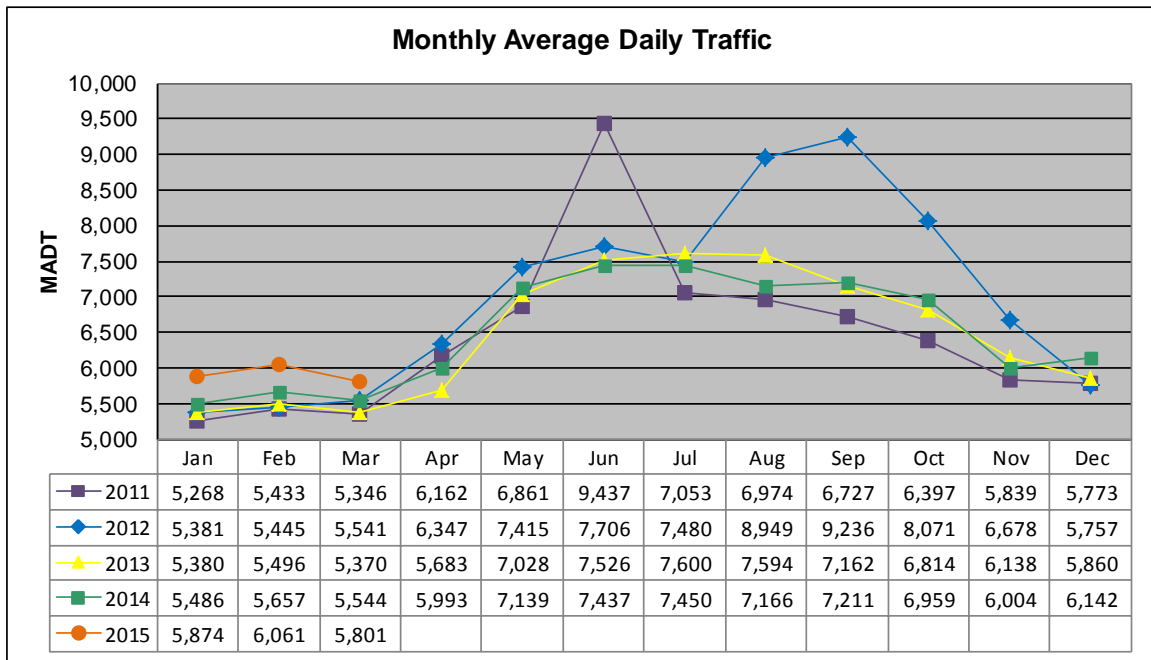


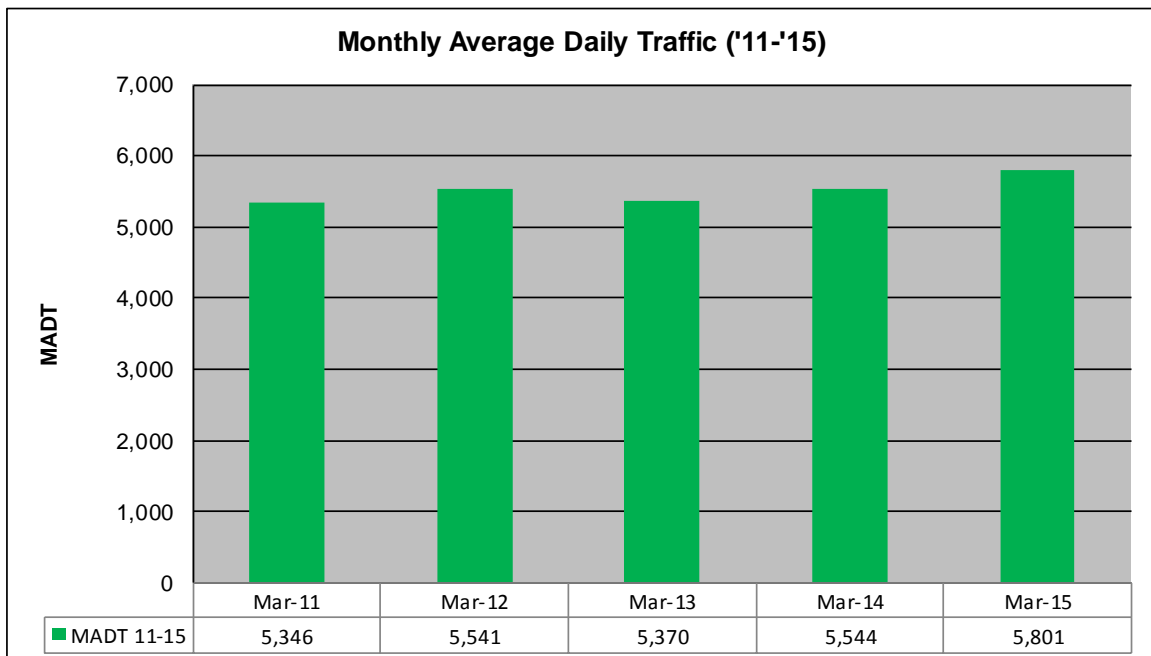
MONTHLY REPORT, STATION NO. 386 (ATR)

MARCH 2015

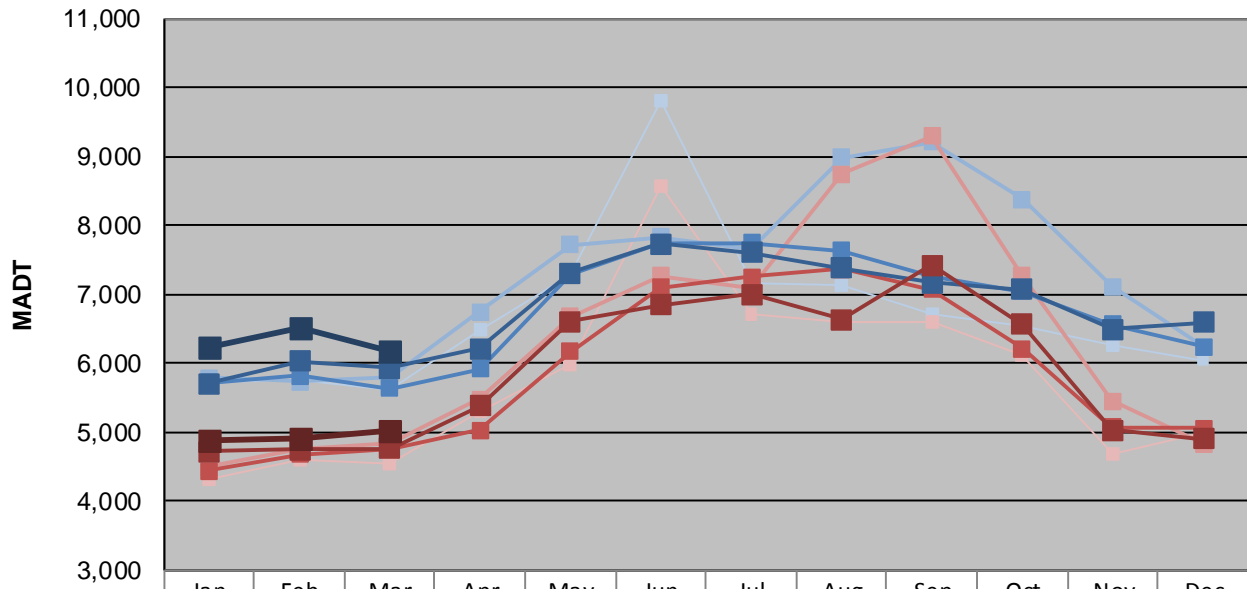
| | | |
|--|----------------------|------------------------------------|
| Station Measurement: VOLUME/SPEED/CLASS | | |
| Route: TH 97 | Route Direction: N/S | Lanes: 2 |
| County: Washington | | Closest City: Scandia |
| Functional Class: Rural Minor Arterial | | |
| Location: E OF CSAH1 (LOFTON AVE N) IN SCANDIA | | |
| Ref Post: 008+00.844 | True Mile: 8.807 | Sequence No. 9875 |
| Volume: 179,820 | | MADT: 5,801 |
| Weekday (M-F) MADT: 6,164 | | Weekend (Sa-Su) MADT: 5,010 |



Note: Decrease in traffic May 2010 due to construction on I-35... Increase in traffic June 2011 due to detours from TH 8 and I-35 and August to October 2012 due to detour from TH 8



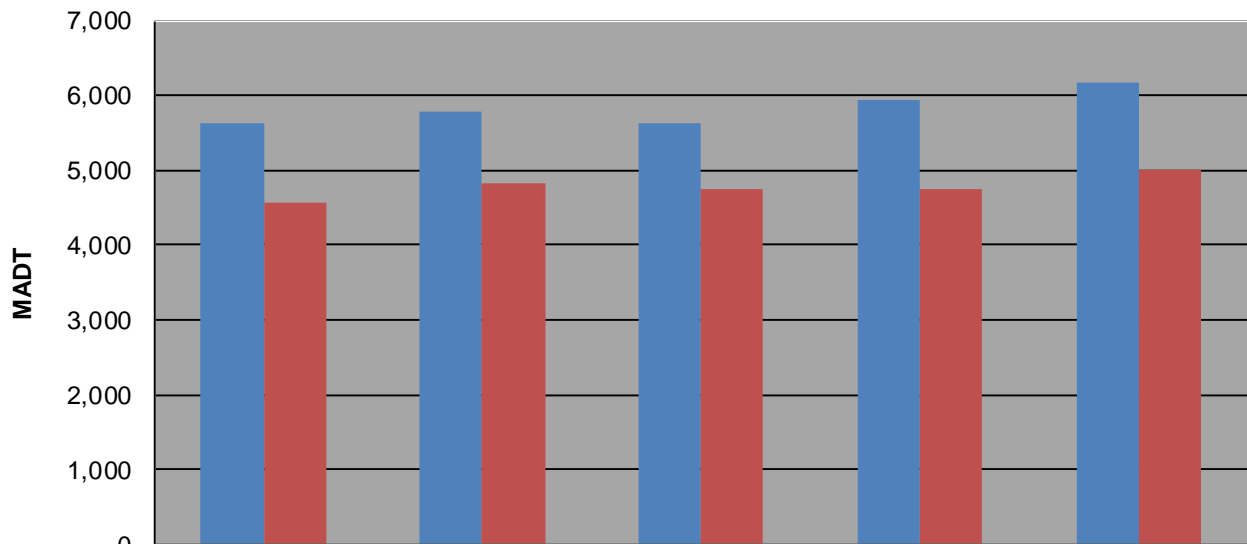
Weekday (WD)/Weekend (WE) Monthly Average Daily Traffic



| | Jan | Feb | Mar | Apr | May | Jun | Jul | Aug | Sep | Oct | Nov | Dec |
|--------|-------|-------|-------|-------|-------|-------|-------|-------|-------|-------|-------|-------|
| '11 WD | 5,728 | 5,752 | 5,620 | 6,486 | 7,266 | 9,814 | 7,154 | 7,138 | 6,720 | 6,528 | 6,248 | 6,044 |
| '11 WE | 4,326 | 4,608 | 4,556 | 5,314 | 5,978 | 8,570 | 6,710 | 6,602 | 6,608 | 6,126 | 4,688 | 4,994 |
| '12 WD | 5,784 | 5,734 | 5,792 | 6,744 | 7,712 | 7,824 | 7,656 | 8,978 | 9,206 | 8,382 | 7,108 | 6,232 |
| '12 WE | 4,500 | 4,740 | 4,832 | 5,482 | 6,670 | 7,272 | 7,100 | 8,742 | 9,296 | 7,270 | 5,448 | 4,824 |
| '13 WD | 5,720 | 5,822 | 5,634 | 5,916 | 7,296 | 7,742 | 7,742 | 7,630 | 7,260 | 7,044 | 6,562 | 6,242 |
| '13 WE | 4,430 | 4,680 | 4,760 | 5,032 | 6,172 | 7,094 | 7,254 | 7,364 | 7,062 | 6,208 | 5,068 | 5,058 |
| '14 WD | 5,700 | 6,022 | 5,930 | 6,212 | 7,308 | 7,728 | 7,602 | 7,380 | 7,164 | 7,072 | 6,488 | 6,586 |
| '14 WE | 4,712 | 4,744 | 4,760 | 5,386 | 6,608 | 6,844 | 7,004 | 6,626 | 7,426 | 6,558 | 5,034 | 4,904 |
| '15 WD | 6,244 | 6,526 | 6,164 | | | | | | | | | |
| '15 WE | 4,868 | 4,900 | 5,010 | | | | | | | | | |

Note: 'Weekday' defined as Monday-Friday, 'Weekend' defined as Saturday-Sunday

Weekday/Weekend Monthly Average Daily Traffic ('11-'15)



| | Mar-11 | Mar-12 | Mar-13 | Mar-14 | Mar-15 |
|---------|--------|--------|--------|--------|--------|
| Weekday | 5,620 | 5,792 | 5,634 | 5,930 | 6,164 |
| Weekend | 4,556 | 4,832 | 4,760 | 4,760 | 5,010 |