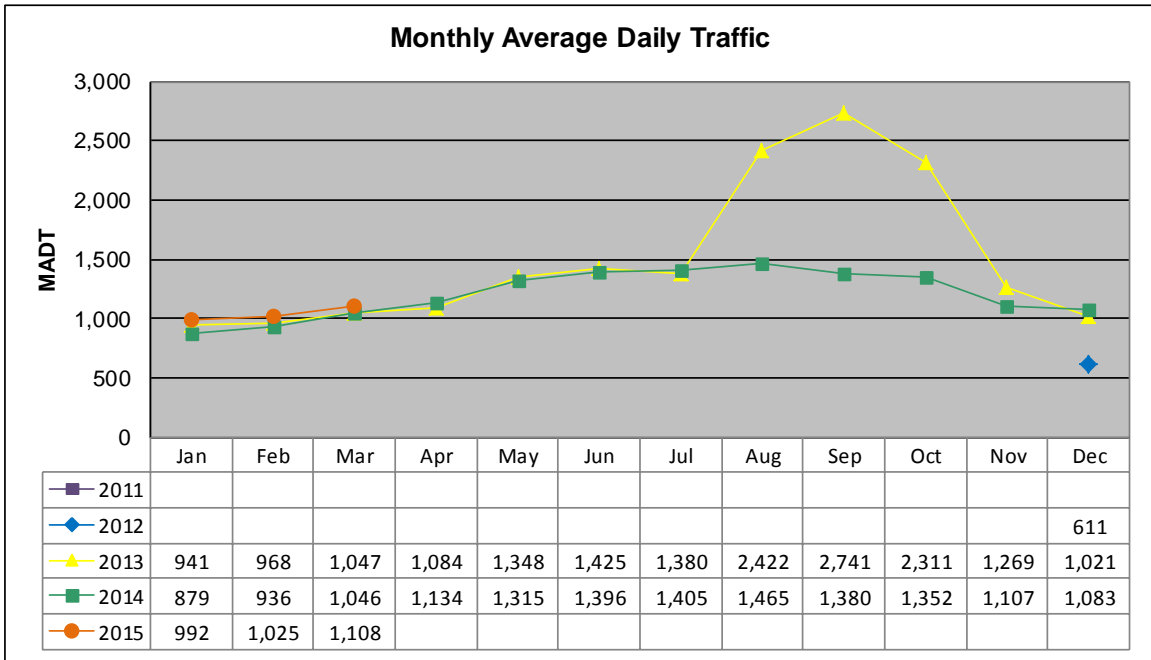


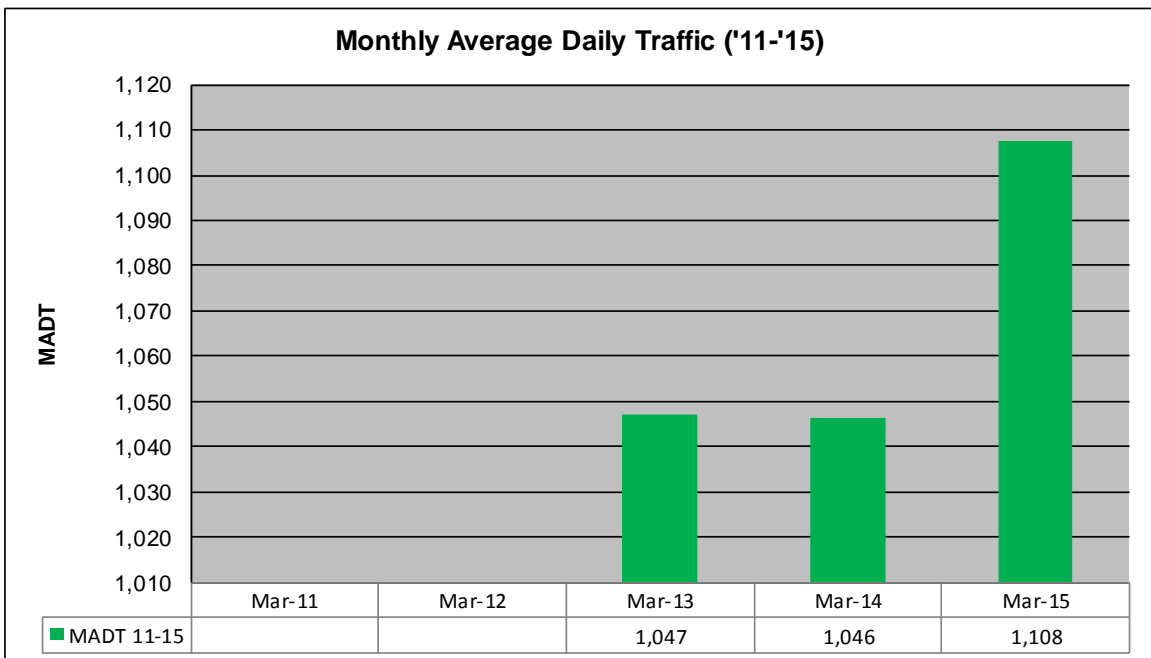
# MONTHLY REPORT, STATION NO. 233 (ATR)

## MARCH 2015

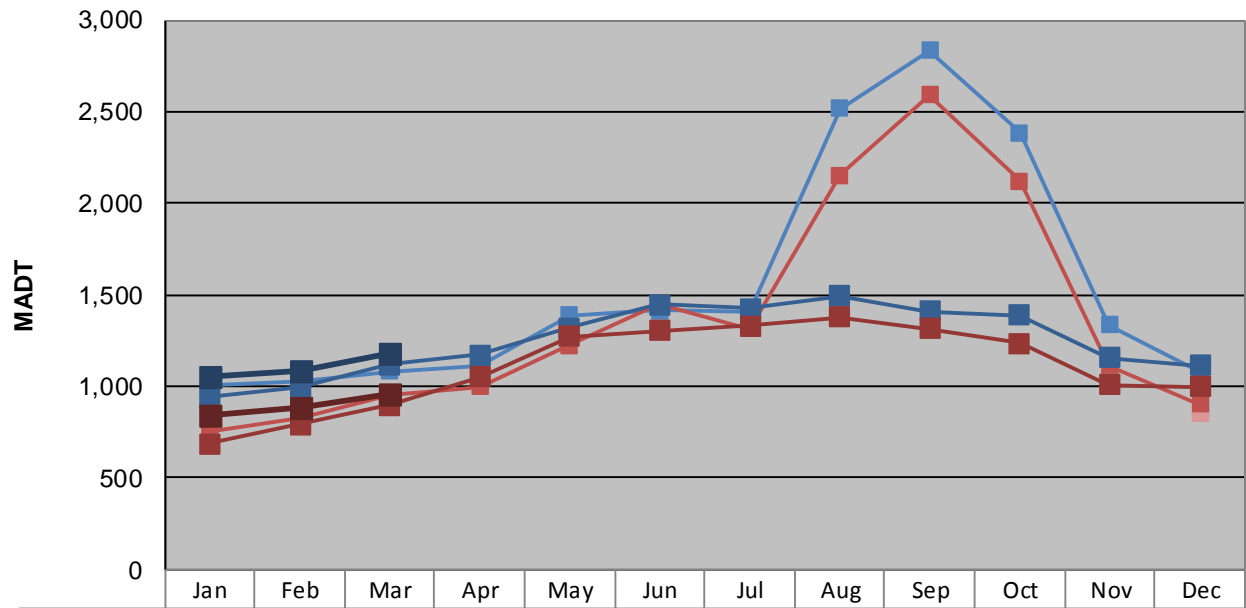
Station Measurement: VOLUME/SPEED/CLASS		
Route: CSAH 9	Route Direction: N/S	Lanes: 2
County: Sibley	Closest City: Arlington	
Functional Class: Rural Major Collector		
Location: .7 MI N OF 226TH ST, N OF ARLINGTON		
Ref Post: 014+00.025	True Mile: 14.025	Sequence No. 22510
<b>Volume: 34,337</b>		<b>MADT: 1,108</b>
<b>Weekday (M-F) MADT: 1,182</b>		<b>Weekend (Sa-Su) MADT: 956</b>



Note: Increase in traffic August to October 2013 due to detour from TH 5... Began collecting data December 2012



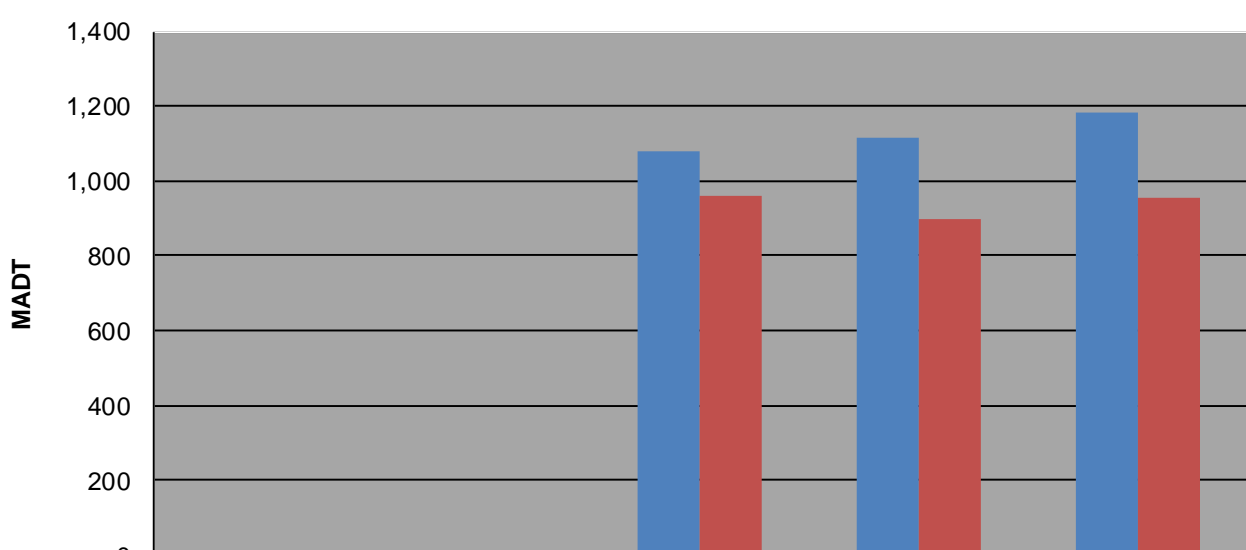
**Weekday (WD)/Weekend (WE) Monthly Average Daily Traffic**



	Jan	Feb	Mar	Apr	May	Jun	Jul	Aug	Sep	Oct	Nov	Dec
'11 WD												
'11 WE												
'12 WD												872
'12 WE												854
'13 WD	1,010	1,026	1,080	1,116	1,388	1,416	1,402	2,516	2,832	2,388	1,334	1,080
'13 WE	756	826	958	1,000	1,224	1,444	1,314	2,156	2,590	2,120	1,112	902
'14 WD	940	994	1,118	1,170	1,318	1,444	1,426	1,496	1,412	1,386	1,158	1,116
'14 WE	684	792	898	1,050	1,270	1,304	1,330	1,376	1,316	1,236	1,008	996
'15 WD	1,050	1,084	1,182									
'15 WE	842	882	956									

Note: 'Weekday' defined as Monday-Friday, 'Weekend' defined as Saturday-Sunday

**Weekday/Weekend Monthly Average Daily Traffic ('11-'15)**



	Mar-11	Mar-12	Mar-13	Mar-14	Mar-15
Weekday			1080	1,118	1,182
Weekend			958	898	956