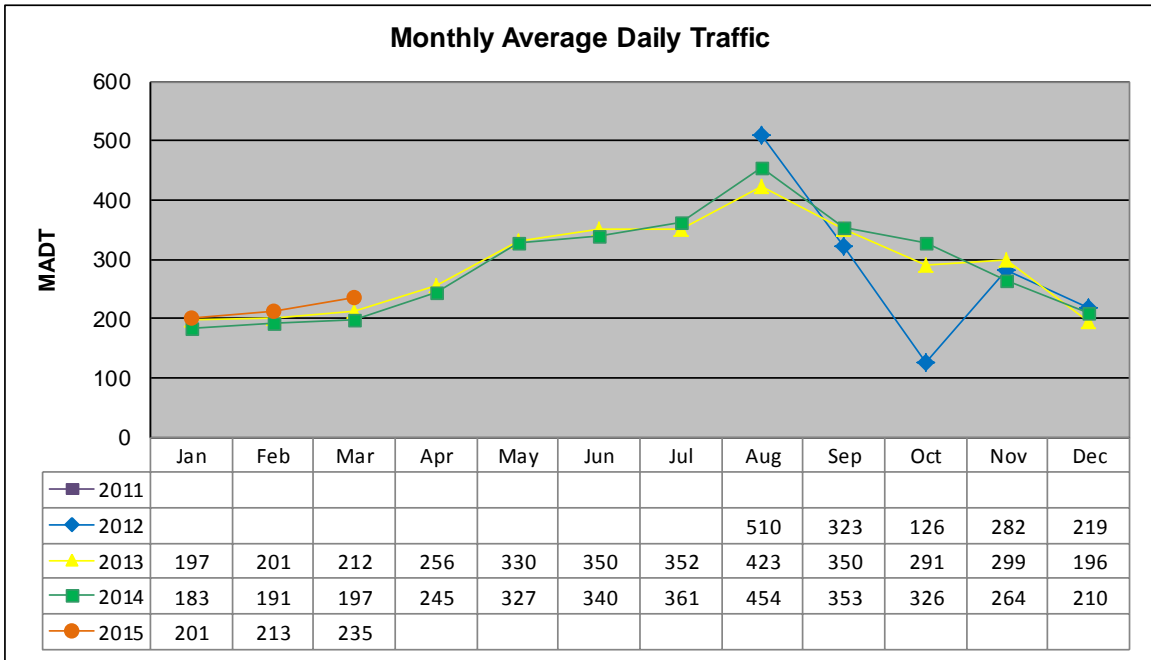


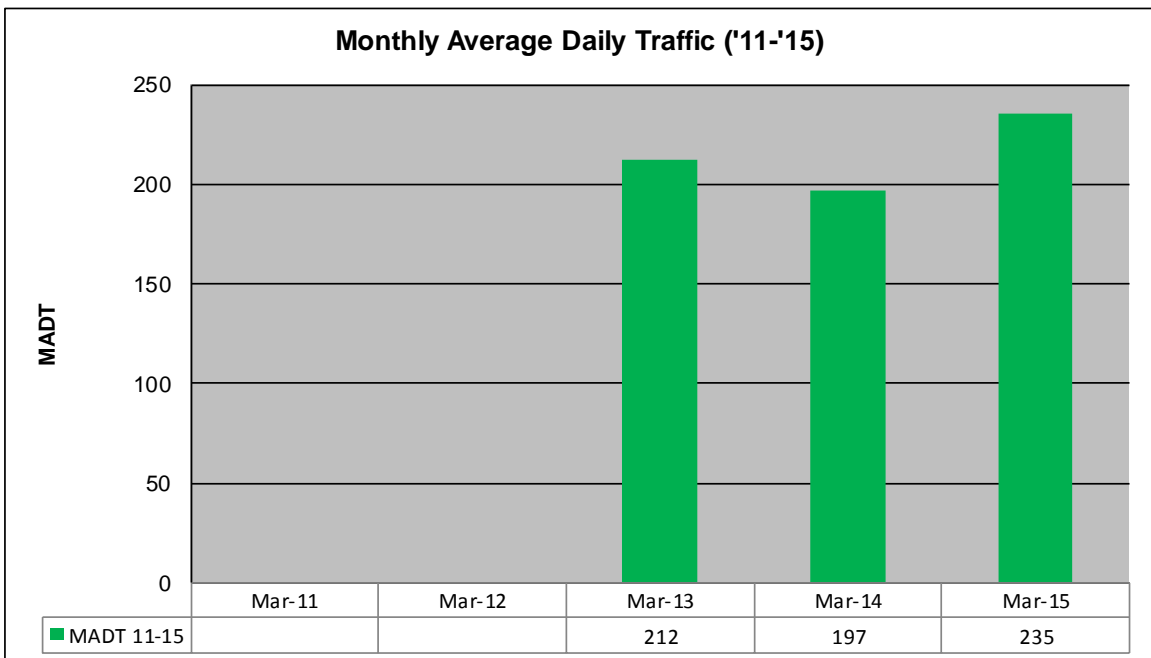
MONTHLY REPORT, STATION NO. 231 (ATR)

MARCH 2015

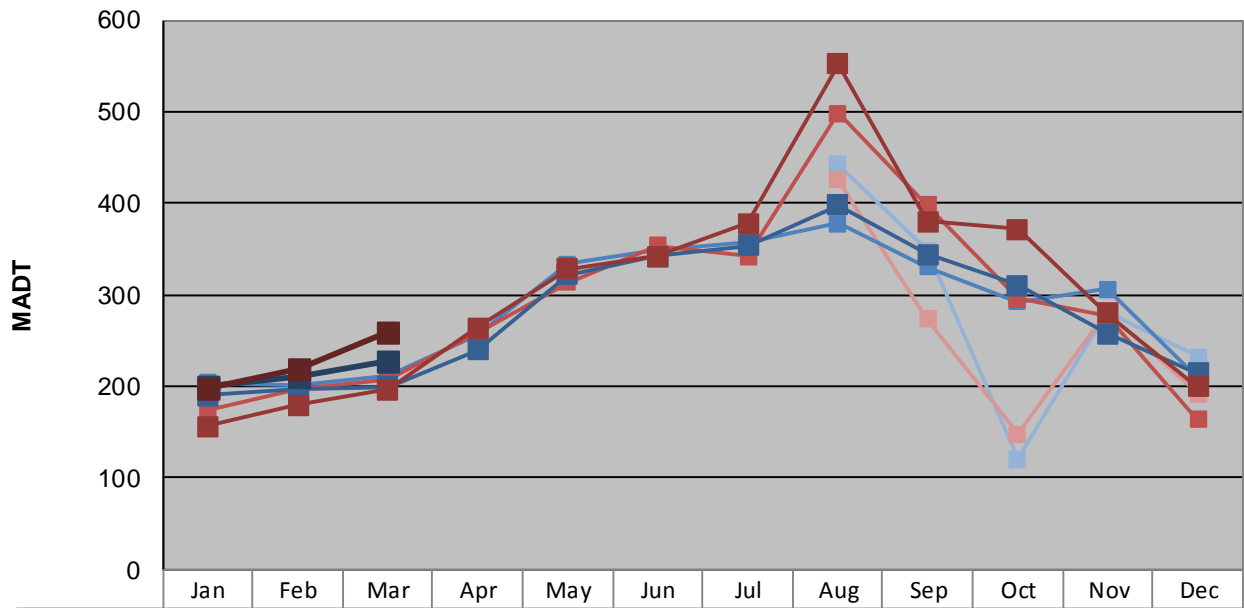
Station Measurement: VOLUME/SPEED/CLASS		
Route: CSAH 12	Route Direction: E/W	Lanes: 2
County: Wadena	Closest City: Nimrod	
Functional Class: Rural Major Collector		
Location: 1.6 MI E OF CSAH18, E OF NIMROD		
Ref Post: 002+00.071	True Mile: 2.071	Sequence No. 29731
Volume: 7,299		MADT: 235
Weekday (M-F) MADT: 228		Weekend (Sa-Su) MADT: 260



Note: Began collecting data August 2012



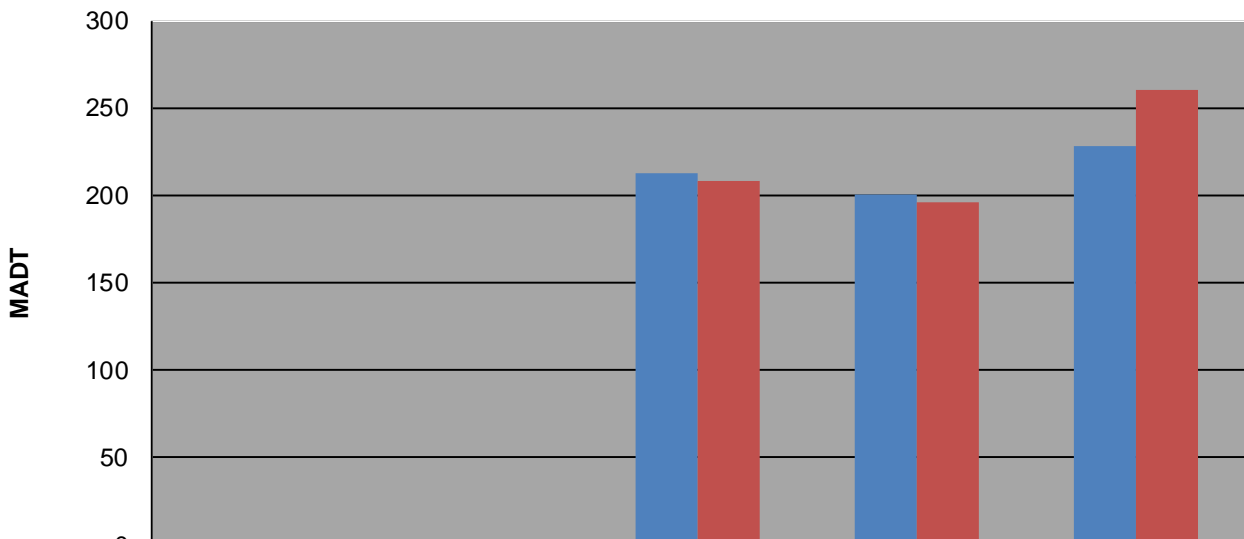
Weekday (WD)/Weekend (WE) Monthly Average Daily Traffic



	Jan	Feb	Mar	Apr	May	Jun	Jul	Aug	Sep	Oct	Nov	Dec
'11 WD												
'11 WE												
'12 WD								442	348	120	282	232
'12 WE								426	274	148	282	192
'13 WD	204	202	212	256	334	348	358	378	330	292	306	210
'13 WE	174	198	208	258	314	354	342	498	398	296	278	164
'14 WD	190	196	200	240	322	342	354	398	344	310	258	214
'14 WE	156	180	196	264	328	342	378	552	380	372	280	200
'15 WD	200	210	228									
'15 WE	198	220	260									

Note: 'Weekday' defined as Monday-Friday, 'Weekend' defined as Saturday-Sunday

Weekday/Weekend Monthly Average Daily Traffic ('11-'15)



	Mar-11	Mar-12	Mar-13	Mar-14	Mar-15
Weekday			212	200	228
Weekend			208	196	260