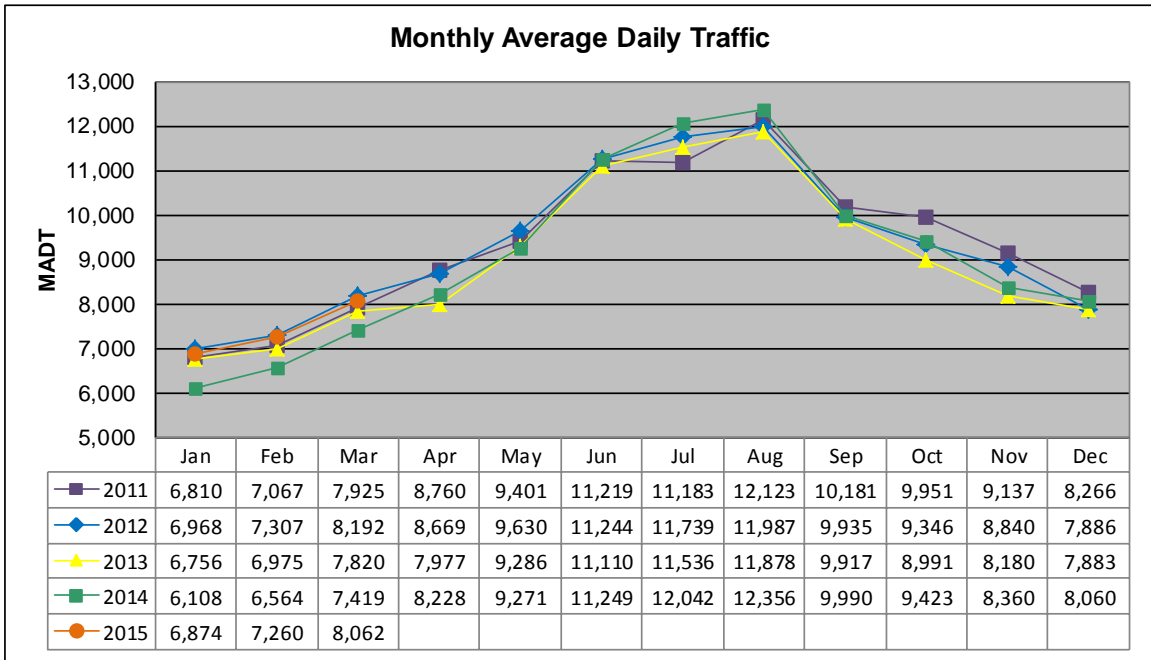


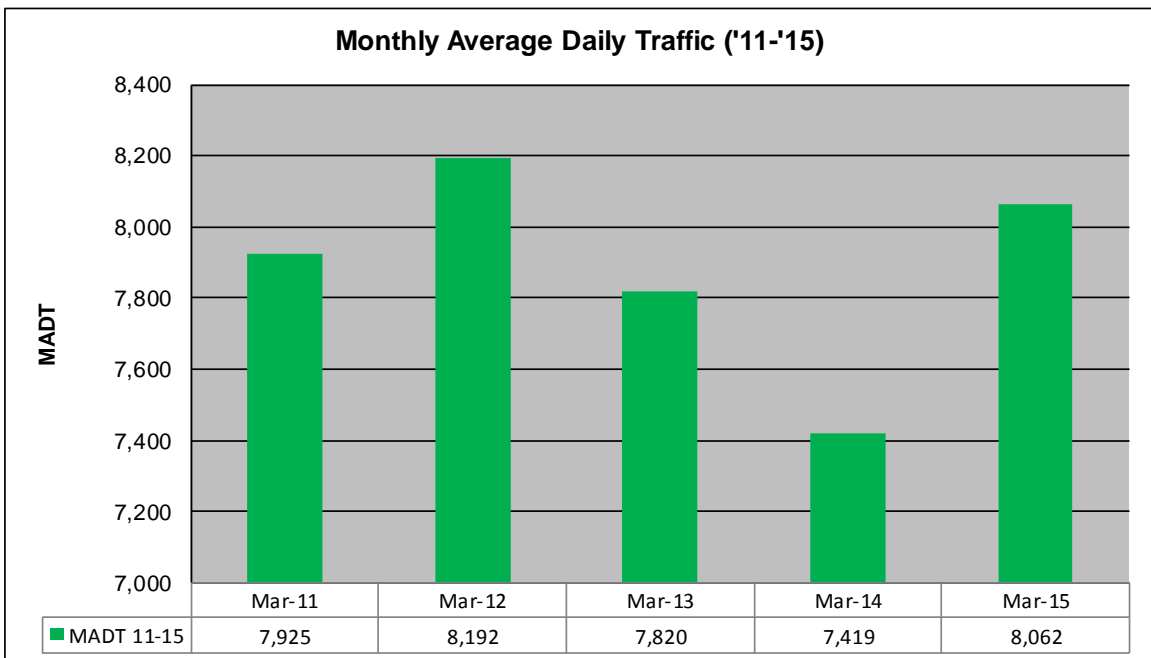
MONTHLY REPORT, STATION NO. 227 (ATR)

MARCH 2015

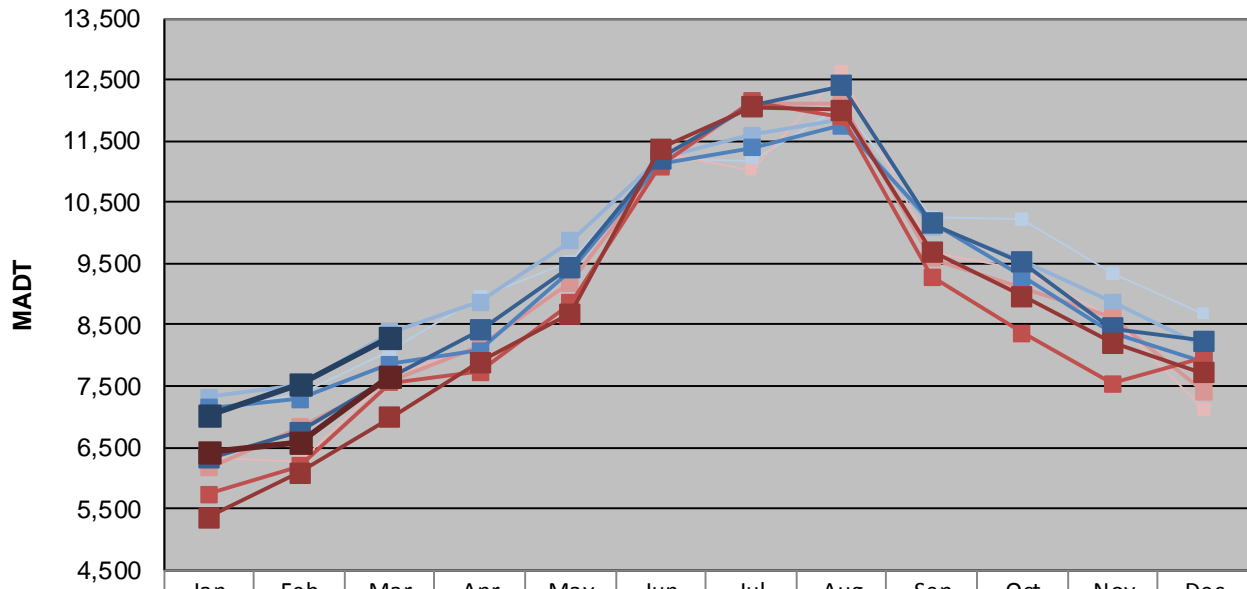
| | | |
|---|----------------------|------------------------------------|
| Station Measurement: VOLUME/SPEED/CLASS | | |
| Route: I-90 | Route Direction: E/W | Lanes: 4 |
| County: Freeborn | | Closest City: Albert Lea |
| Functional Class: Rural Principal Arterial - Interstate | | |
| Location: SW OF TH13, W OF ALBERT LEA | | |
| Ref Post: 153+00.700 | True Mile: 152.36 | Sequence No. 9833 |
| Volume: 249,932 | | MADT: 8,062 |
| Weekday (M-F) MADT: 8,286 | | Weekend (Sa-Su) MADT: 7,674 |



Note: No data January to July 2010 due to sensors destroyed by construction



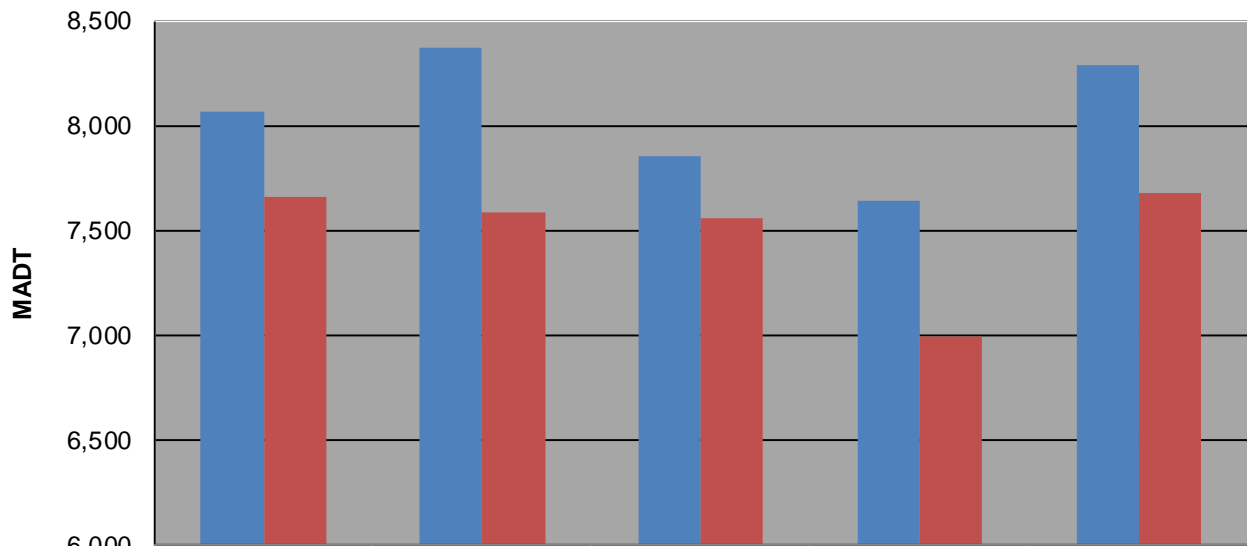
Weekday (WD)/Weekend (WE) Monthly Average Daily Traffic



| | Jan | Feb | Mar | Apr | May | Jun | Jul | Aug | Sep | Oct | Nov | Dec |
|--------|-------|-------|-------|-------|-------|--------|--------|--------|--------|--------|-------|-------|
| '11 WD | 7,076 | 7,382 | 8,064 | 8,946 | 9,534 | 11,200 | 11,170 | 12,060 | 10,250 | 10,234 | 9,336 | 8,688 |
| '11 WE | 6,318 | 6,252 | 7,664 | 8,172 | 9,148 | 11,296 | 11,022 | 12,646 | 9,680 | 9,412 | 8,596 | 7,124 |
| '12 WD | 7,316 | 7,518 | 8,374 | 8,876 | 9,870 | 11,220 | 11,598 | 11,864 | 10,112 | 9,544 | 8,874 | 8,144 |
| '12 WE | 6,160 | 6,822 | 7,582 | 8,162 | 9,182 | 11,086 | 12,118 | 12,102 | 9,586 | 9,086 | 8,616 | 7,416 |
| '13 WD | 7,150 | 7,286 | 7,854 | 8,080 | 9,400 | 11,120 | 11,392 | 11,758 | 10,186 | 9,278 | 8,374 | 7,902 |
| '13 WE | 5,736 | 6,196 | 7,554 | 7,732 | 8,862 | 11,092 | 12,146 | 11,900 | 9,284 | 8,362 | 7,544 | 7,952 |
| '14 WD | 6,320 | 6,754 | 7,642 | 8,410 | 9,436 | 11,214 | 12,068 | 12,408 | 10,148 | 9,526 | 8,440 | 8,240 |
| '14 WE | 5,356 | 6,088 | 6,992 | 7,892 | 8,676 | 11,374 | 12,050 | 12,004 | 9,702 | 8,974 | 8,202 | 7,708 |
| '15 WD | 7,024 | 7,530 | 8,286 | | | | | | | | | |
| '15 WE | 6,410 | 6,586 | 7,674 | | | | | | | | | |

Note: 'Weekday' defined as Monday-Friday, 'Weekend' defined as Saturday-Sunday

Weekday/Weekend Monthly Average Daily Traffic ('11-'15)



| | Mar-11 | Mar-12 | Mar-13 | Mar-14 | Mar-15 |
|---------|--------|--------|--------|--------|--------|
| Weekday | 8,064 | 8,374 | 7,854 | 7,642 | 8,286 |
| Weekend | 7,664 | 7,582 | 7,554 | 6,992 | 7,674 |