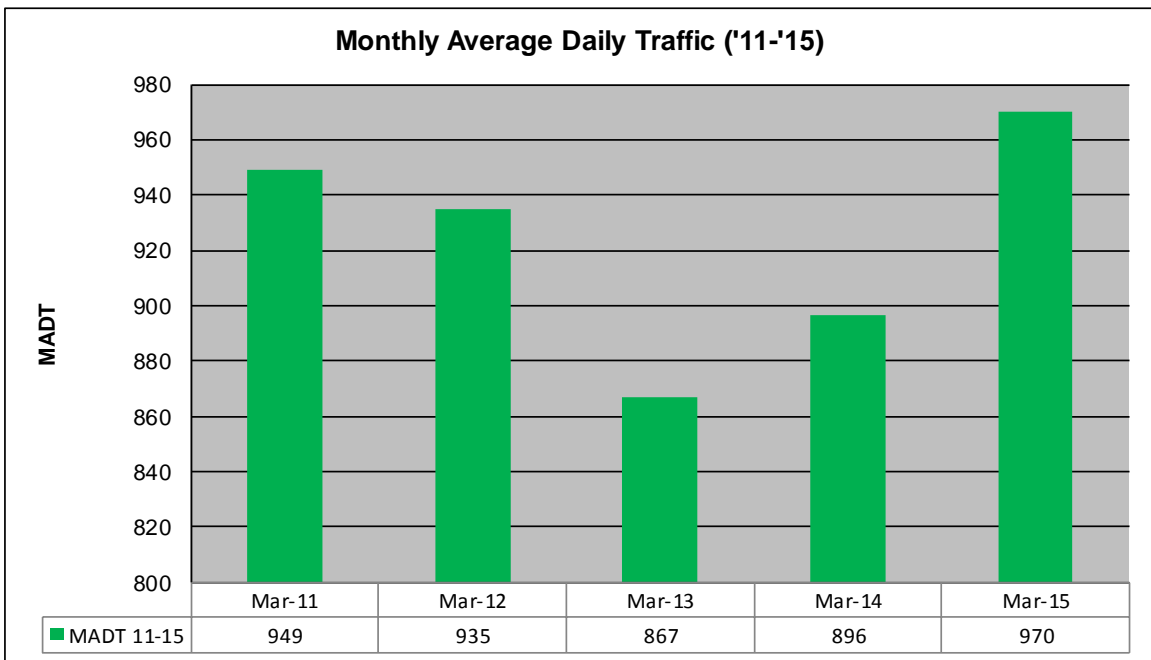
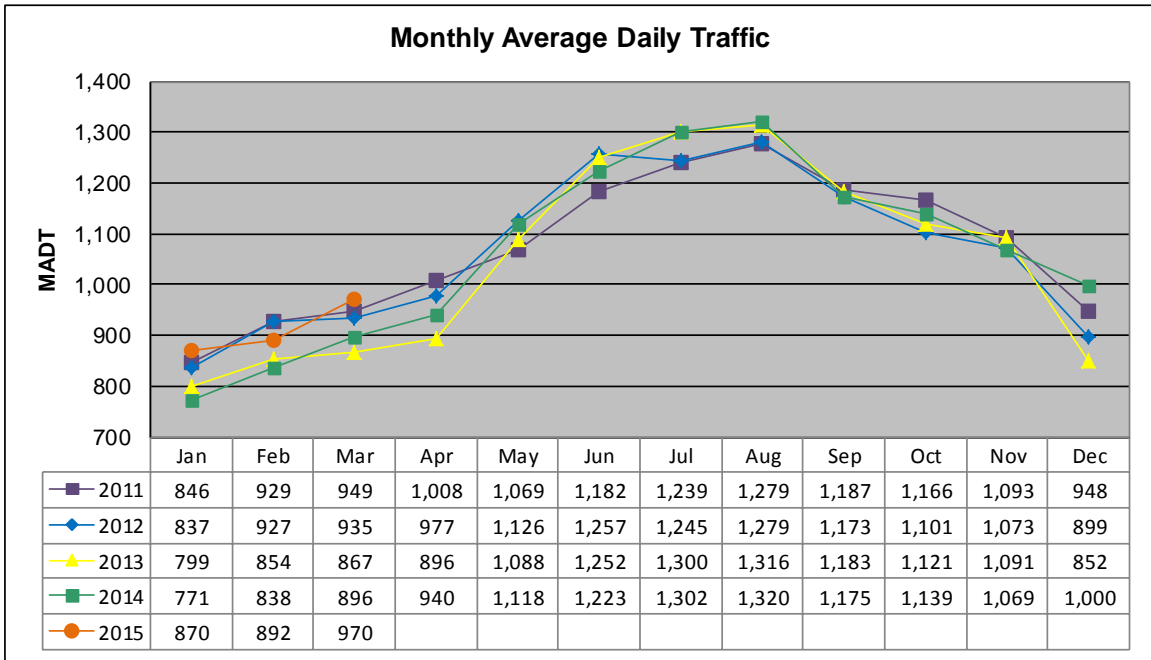


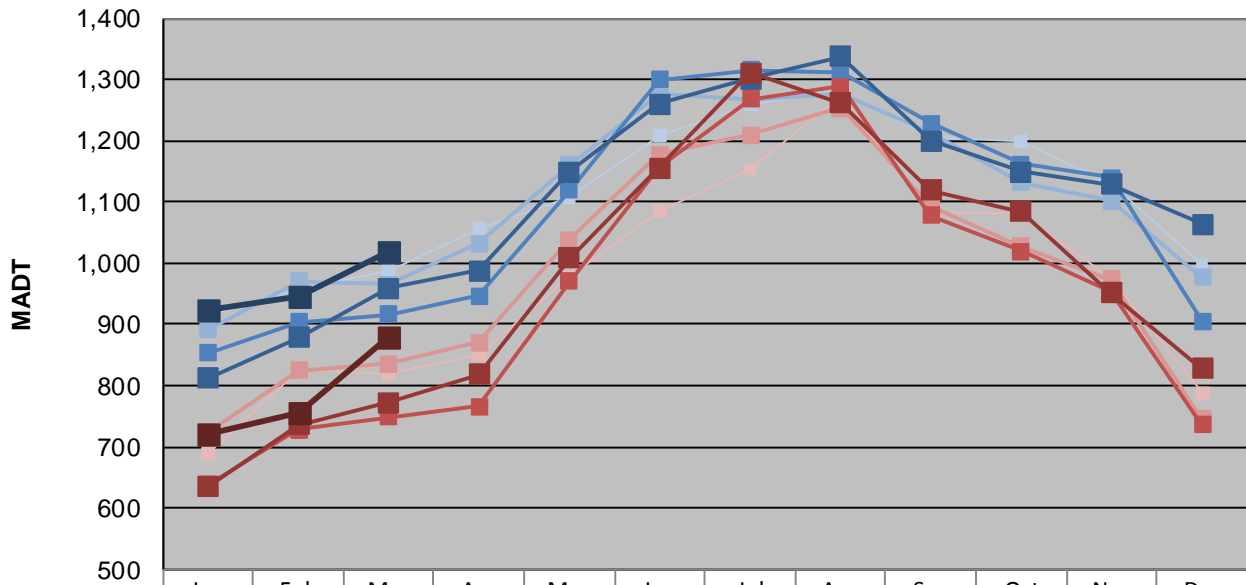
# MONTHLY REPORT, STATION NO. 210 (ATR)

## MARCH 2015

|  |                         |                                  |
|--|-------------------------|----------------------------------|
| Station Measurement: VOLUME/SPEED/CLASS            |                         |                                  |
| Route: TH 71                                       | Route Direction: N/S    | Lanes: 2                         |
| County: Beltrami                                   | Closest City: Blackduck |                                  |
| Functional Class: Rural Principal Arterial - Other |                         |                                  |
| Location: E OF TH72, NE OF BLACKDUCK               |                         |                                  |
| Ref Post: 338+00.130                               | True Mile: 339.955      | Sequence No. 6726                |
| <b>Volume: 30,072</b>                              |                         | <b>MADT: 970</b>                 |
| <b>Weekday (M-F) MADT: 1,018</b>                   |                         | <b>Weekend (Sa-Su) MADT: 878</b> |



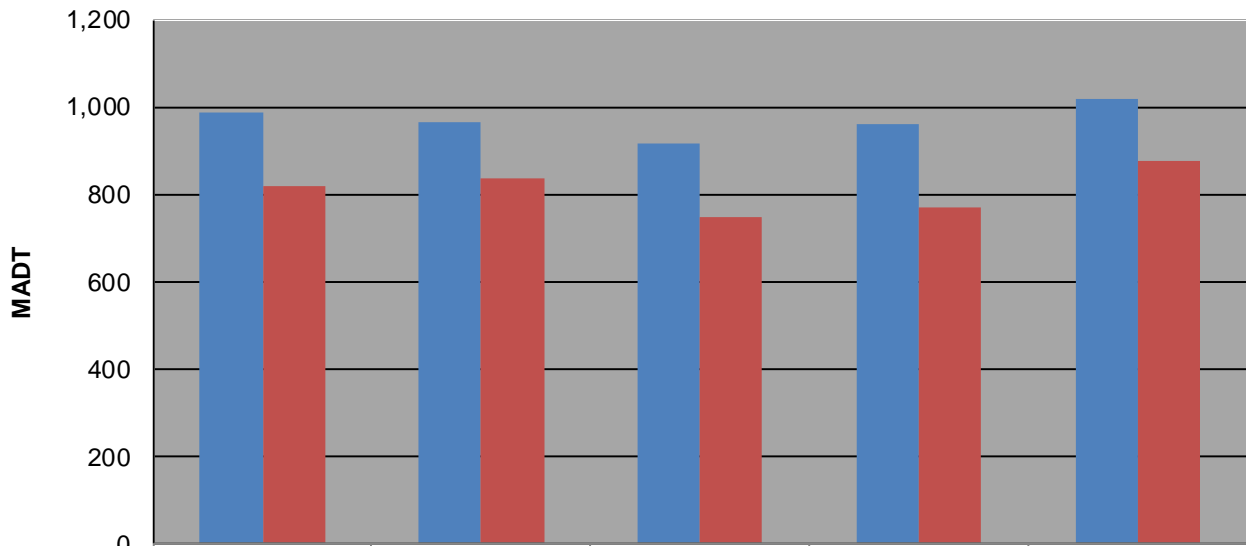
### Weekday (WD)/Weekend (WE) Monthly Average Daily Traffic



|        | Jan | Feb | Mar   | Apr   | May   | Jun   | Jul   | Aug   | Sep   | Oct   | Nov   | Dec   |
|--------|-----|-----|-------|-------|-------|-------|-------|-------|-------|-------|-------|-------|
| '11 WD | 914 | 960 | 988   | 1,056 | 1,108 | 1,208 | 1,260 | 1,282 | 1,204 | 1,198 | 1,130 | 996   |
| '11 WE | 690 | 826 | 818   | 850   | 978   | 1,084 | 1,154 | 1,272 | 1,082 | 1,082 | 974   | 786   |
| '12 WD | 892 | 970 | 966   | 1,032 | 1,160 | 1,278 | 1,268 | 1,278 | 1,212 | 1,132 | 1,102 | 976   |
| '12 WE | 724 | 824 | 836   | 870   | 1,038 | 1,178 | 1,210 | 1,254 | 1,094 | 1,028 | 974   | 746   |
| '13 WD | 854 | 904 | 916   | 946   | 1,120 | 1,300 | 1,316 | 1,312 | 1,228 | 1,162 | 1,140 | 906   |
| '13 WE | 638 | 728 | 748   | 766   | 970   | 1,156 | 1,268 | 1,288 | 1,078 | 1,020 | 954   | 736   |
| '14 WD | 812 | 878 | 960   | 988   | 1,150 | 1,260 | 1,302 | 1,338 | 1,200 | 1,150 | 1,128 | 1,064 |
| '14 WE | 634 | 736 | 772   | 818   | 1,008 | 1,156 | 1,310 | 1,262 | 1,120 | 1,084 | 952   | 828   |
| '15 WD | 924 | 946 | 1,018 |       |       |       |       |       |       |       |       |       |
| '15 WE | 722 | 756 | 878   |       |       |       |       |       |       |       |       |       |

Note: 'Weekday' defined as Monday-Friday, 'Weekend' defined as Saturday-Sunday

### Weekday/Weekend Monthly Average Daily Traffic ('11-'15)



|         | Mar-11 | Mar-12 | Mar-13 | Mar-14 | Mar-15 |
|---------|--------|--------|--------|--------|--------|
| Weekday | 988    | 966    | 916    | 960    | 1,018  |
| Weekend | 818    | 836    | 748    | 772    | 878    |