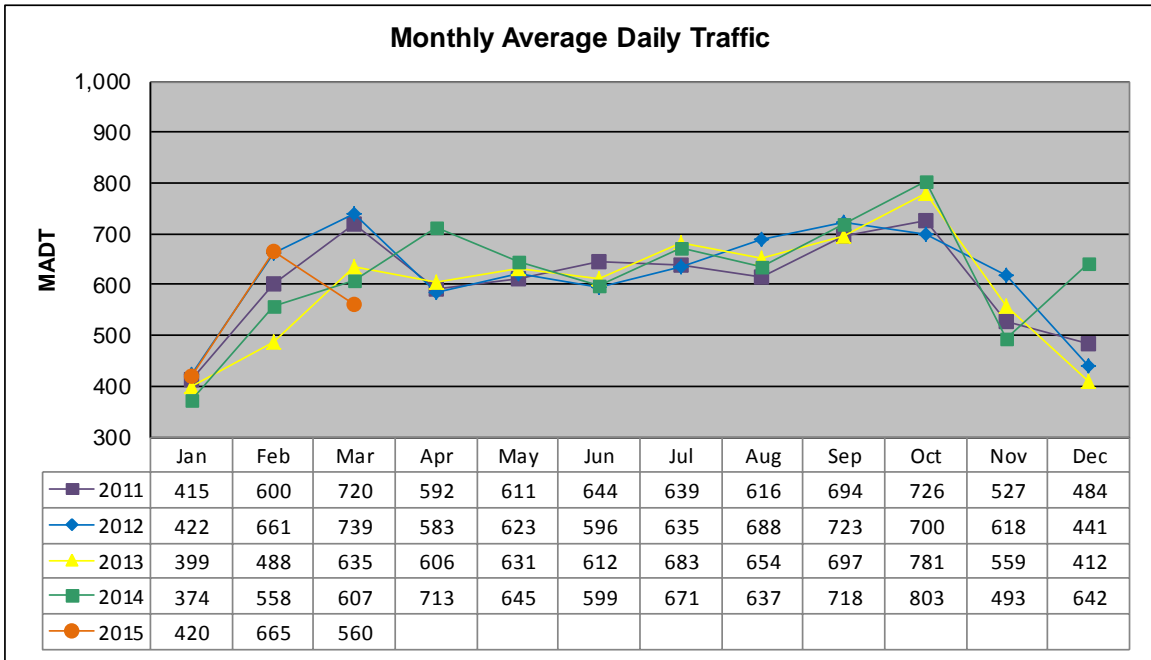


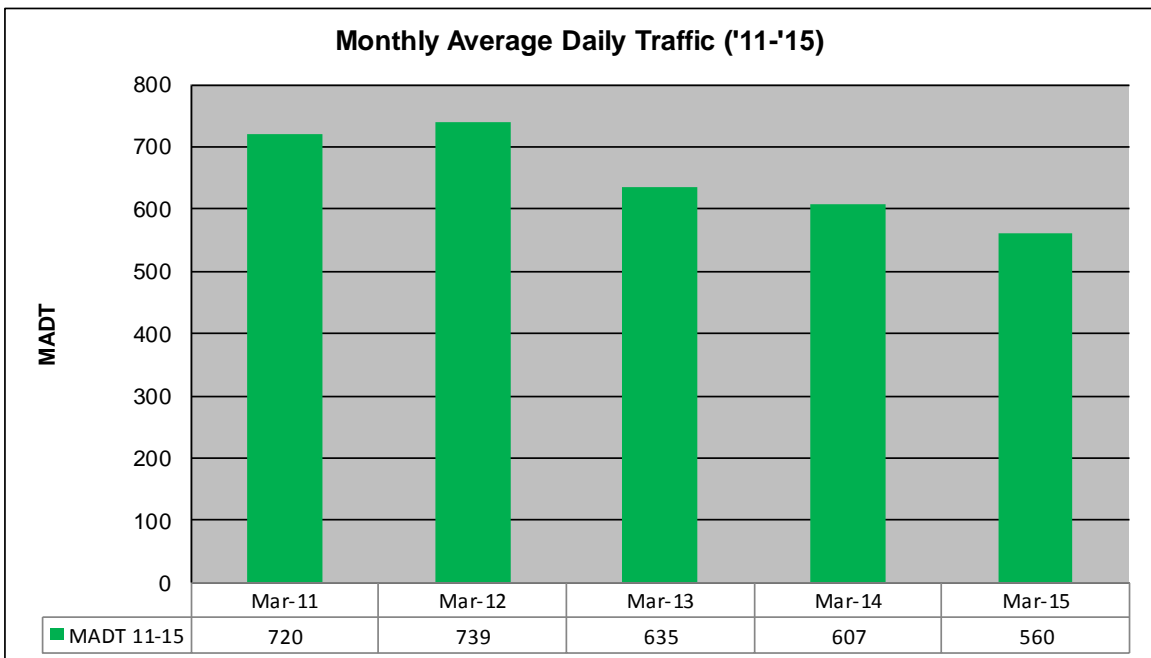
# MONTHLY REPORT, STATION NO. 209 (ATR)

## MARCH 2015

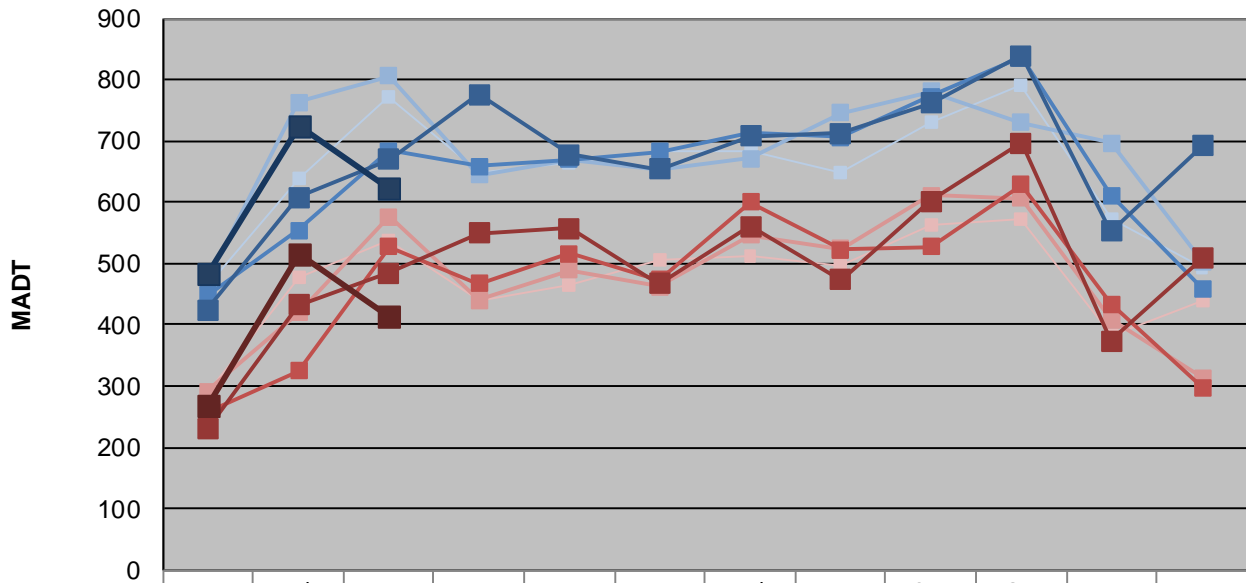
|  |                      |                                  |
|--|----------------------|----------------------------------|
| Station Measurement: VOLUME/SPEED/CLASS                  |                      |                                  |
| Route: TH 75   | Route Direction: N/S | Lanes: 2                         |
| County: Polk   | Closest City: Warren |                                  |
| Functional Class: Rural Minor Arterial                   |                      |                                  |
| Location: 1.7 MI N OF CSAH23 (40TH AVE NW), SE OF WARREN |                      |                                  |
| Ref Post: 343+00.155                                     | True Mile: 343.144   | Sequence No. 6723                |
| <b>Volume: 17,372</b>                                    |                      | <b>MADT: 560</b>                 |
| <b>Weekday (M-F) MADT: 622</b>                           |                      | <b>Weekend (Sa-Su) MADT: 414</b> |



Note: Increase in traffic December 2014 due to detours



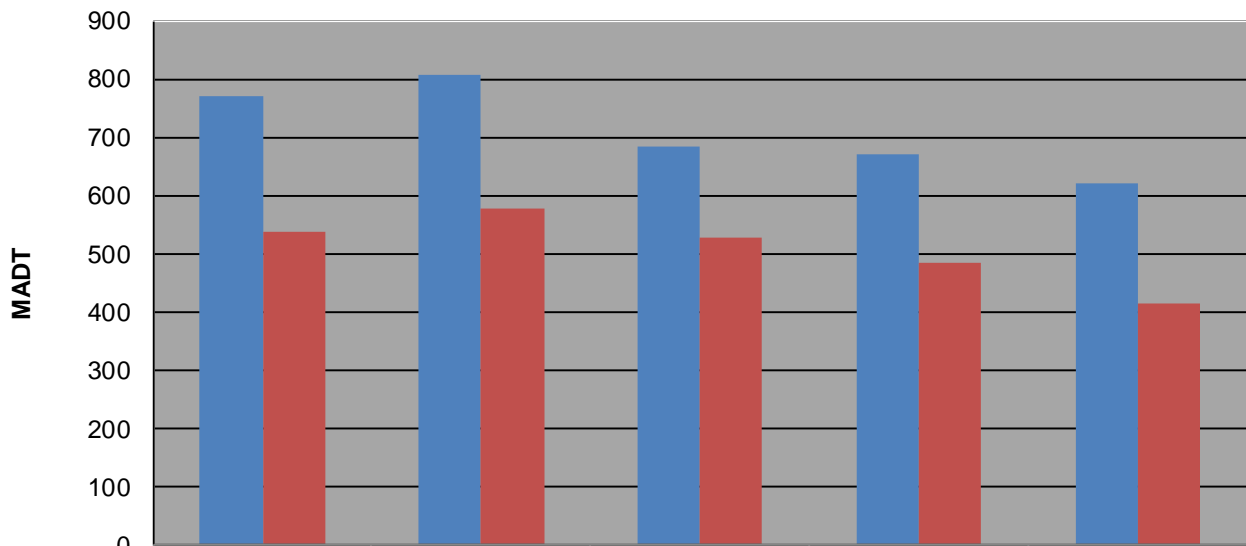
**Weekday (WD)/Weekend (WE) Monthly Average Daily Traffic**



|        | Jan | Feb | Mar | Apr | May | Jun | Jul | Aug | Sep | Oct | Nov | Dec |
|--------|-----|-----|-----|-----|-----|-----|-----|-----|-----|-----|-----|-----|
| '11 WD | 466 | 638 | 772 | 648 | 664 | 684 | 684 | 650 | 730 | 790 | 572 | 492 |
| '11 WE | 290 | 478 | 538 | 440 | 466 | 506 | 512 | 496 | 564 | 574 | 382 | 440 |
| '12 WD | 474 | 764 | 806 | 644 | 670 | 654 | 672 | 746 | 780 | 730 | 696 | 504 |
| '12 WE | 292 | 420 | 576 | 440 | 490 | 462 | 546 | 524 | 612 | 606 | 408 | 314 |
| '13 WD | 448 | 554 | 684 | 658 | 670 | 682 | 712 | 706 | 772 | 836 | 612 | 460 |
| '13 WE | 258 | 324 | 528 | 468 | 516 | 474 | 600 | 522 | 528 | 628 | 434 | 298 |
| '14 WD | 424 | 608 | 670 | 776 | 678 | 654 | 708 | 712 | 762 | 840 | 552 | 692 |
| '14 WE | 230 | 432 | 484 | 550 | 558 | 468 | 560 | 474 | 602 | 696 | 374 | 508 |
| '15 WD | 484 | 724 | 622 |     |     |     |     |     |     |     |     |     |
| '15 WE | 270 | 516 | 414 |     |     |     |     |     |     |     |     |     |

Note: 'Weekday' defined as Monday-Friday, 'Weekend' defined as Saturday-Sunday

**Weekday/Weekend Monthly Average Daily Traffic ('11-'15)**



|         | Mar-11 | Mar-12 | Mar-13 | Mar-14 | Mar-15 |
|---------|--------|--------|--------|--------|--------|
| Weekday | 772    | 806    | 684    | 670    | 622    |
| Weekend | 538    | 576    | 528    | 484    | 414    |